

# HANDS-ON WORKSHOPS - FRIDAY 1 JUNE

All workshops are 1.5 hours long. Most workshops are suitable for adults and children over 12 years (unless specified otherwise).  
Children aged 12-16 years must be accompanied by a paying adult.




## Rocking rocks — stone carving Paula Haughney, £12.50

You will learn the basic techniques using hand tools to shape a simple design with a personal twist.

**Please note:** Closed toe shoes must be worn.

11.00-12.30 – Carve a fish  
13.30-15.00 – Carve a leaf  
15.30-17.00 – Carve an abstract form



## Papermaking, cast a small paper bowl Jane Ponsford, £12.50

Make several beautiful sheets of paper and cast a small bowl as you experiment with paper pulp from cotton rag pulp to shredded magazines and five pound notes.

11.00-12.30, 13.30-15.00,  
15.30-17.00



## Egg tempera painting Maz Jackson, £12.50

Experience a medieval painting technique, using egg yolk, pigments and water. Make a small painting on a prepared wooden panel. With care, your painting could last 500 years!

11.00-12.30, 13.30-15.00,  
15.30-17.00

## Beginner's introduction to throwing Pots Jo Taylor, £12.50

Try your hand at making a simple pot on a potter's wheel.

**Please note:** Pots will not be fired. Closed toe shoes must be worn.

11.00-12.30, 13.30-15.00,  
15.30-17.00



## Discover leatherwork Jeremy and Carla Bonner, £12.50

11.00-12.30 & 15.30-17.00 – Make a coin purse and learn the basic skills to cut, punch and stitch.

13.30-15.00 – Make a key ring and learn the basic skills of edge punching, stitching and edge finishing.



## Textile transfer printing Carole Waller, £12.50

Transfer printing for textiles is an exciting, colourful and quick process using dyes, papers and fabrics. Collage images with resists such as leaves, lace, feathers and flowers, layering colours to create depth.

11.00-12.30, 13.30-15.00, 15.30-17.00




## Fabulous textured silver wrap ring Laila Smith, £15

Explore different textured samples, choose your favourite and apply it to a sheet of sterling silver. You will learn to heat metal to soften it and then form it into a wrap ring to wear home.

**Please note:** Closed toe shoes must be worn.

11.00-12.30, 13.30-15.00, 15.30-17.00



## Relief printmaking Joanna Veevers, £12.50

Make bold and colourful relief prints on paper. You will combine block printing with collage for textured prints inspired by the gardens.

11.00-12.30, 13.30-15.00,  
15.30-17.00



## Stained glass window decoration Carole Gray, £15

Cut simple shapes in coloured glass, copper foil them and solder them together to make a small flower.

**Please note:** Not suitable for anyone under 16. Closed toe shoes must be worn. Pregnant women are advised to consult their GP before booking as working with lead and solder can be harmful to a developing baby.

11.00-12.30, 13.30-15.00, 15.30-17.00



# HANDS-ON WORKSHOPS – SATURDAY 2 JUNE

All workshops are 1.5 hours long. Most workshops are suitable for adults and children over 12 years (unless specified otherwise).  
Children aged 12-16 years must be accompanied by a paying adult.

## Carve a little bit of nature in lime wood Alex Jones, £15

Learn to carve in lime wood and see your enthusiasm for carving grow.

**Please note:** Closed toe shoes must be worn.

11.00-12.30 & 15.30-17.00 – Carve an acorn

13.30-15.00 – Carve a snail shell



## Fold formed copper and silver earrings or pendant Abigail Brown, £15

Learn how to use hammers and experiment with texturing and fold forming techniques to make an attractive pair of earrings or a pendant.

**Please note:** Closed toe shoes must be worn.

11.00-12.30 & 15.30-17.00

## Willow weaving Dominic Parrette, £15

11.00-12.30 – Weave a willow sphere

13.30-15.00 – Make a willow cloche plant support

15.30-17.00 – Weave a willow tray



## Watercolour painting Christine Forbes, £12.50

Learn to draw and then paint from simple imagery

11.00-12.30 – Paint a geranium

13.30-15.00 – Paint a seascape

15.30-17.00 – Paint a landscape



## Monoprint Jane Sampson, £12.50


Monoprint lies somewhere between a painting and a print. Use transparent acetate sheets rolled up with colour to produce spontaneous and colourful works of art with minimum fuss and maximum impact.

11.00-12.30, 13.30-15.00, 15.30-17.00

## Modelling flowers and seedpods Frances Doherty, £12.50

Hand model small cactus flowers and/or seedpods from paper clay, using cutters, modelling tools and your fingers.

11.00-12.30, 13.30-15.00, 15.30-17.00



## Make a textured silver ring Abigail Brown, £15

Make a silver ring with surface texture by using hammers and punches to create individual pattern. You will be introduced to the basic skills of making jewellery in precious metal.

**Please note:** Closed toe shoes must be worn.

13.30-15.00

## Discover leatherwork Jeremy and Carla Bonner, £12.50

11.00-12.30 & 15.30-17.00 – Make a key ring and learn the basic skills of edge punching, stitching and edge finishing.

13.30-15.00 – Make a coin purse and learn the basic skills to cut, punch and stitch.



## Lino print and letterpress card making Christine Felce, £12.50

Experiment with block printing letterpress and stamps to create unique cards. Discover how to design, cut and print an individual lino block and print your cards without a press.

11.00-12.30, 13.30-15.00, 15.30-17.00

## Stained glass window decoration Carole Gray, £15

Cut simple shapes in coloured glass, copper foil them and solder them together to make a small flower.

**Please note:** Not suitable for anyone under 16. Closed toe shoes must be worn. Pregnant women are advised to consult their GP before booking as working with lead and solder can be harmful to a developing baby.

11.00-12.30, 13.30-15.00, 15.30-17.00



# HANDS-ON WORKSHOPS – SUNDAY 3 JUNE

All workshops are 1.5 hours long. Most workshops are suitable for adults and children over 12 years (unless specified otherwise).  
Children aged 12-16 years must be accompanied by a paying adult.

## Sculpting with paper clay

Gilbert Whyman, £12.50

Make a self-portrait sculpture of your head in air drying clay to take home.

11.00-12.30, 13.30-15.00, 15.30-17.00



## Throwing with Porcelain

Elaine Bolt, £12.50

Have you tried throwing and would like to have a go with Porcelain? Try out this silky soft white clay and develop your techniques in clay preparation, centring on the wheel and throwing.

**Please note:** Not suitable for anyone under 18. Some basic throwing experience is preferable. Items will not be fired, but you can take your pieces away to fire yourself.

13.30-15.00



## Stained glass window decoration

Carole Gray, £15

Cut simple shapes in coloured glass, copper foil them and solder them together to make a small flower.

**Please note:** Not suitable for anyone under 16. Closed toe shoes must be worn. Pregnant women are advised to consult their GP before booking as working with lead and solder can be harmful to a developing baby.


11.00-12.30, 13.30-15.00, 15.30-17.00

## Printmaking – paper drypoint

Mary Dalton, £12.50

Make a drypoint print using tools and techniques for different marks, learn how to ink up and print your own image with a press.

11.00-12.30, 13.30-15.00, 15.30-17.00



## Make a silk daisy – millinery techniques

Anne Tomlin, £12.50

Make a realistic silk satin daisy. You will learn how to bond layers, use traditional heated flower tools, bind stems and make a leather calyx. Some sewing skills useful.

11.00-12.30, 13.30-15.00

## Tracing shadows transfer printing

Cas Holmes, £12.50

Create simple stencil prints using heat reactive dyes from found and plant materials gathered around West Dean. You will leave with a small cloth sample which can be stitched and embellished at home.

13.30-15.00, 15.30-17.00



## Beach treasure making

Elaine Bolt, £12.50

Develop expressive mixed media work using beach finds such as drift wood, fishing wire, twigs and lichen. Materials are provided, but you can bring your own to make something more personal.

**Please note:** Not suitable for anyone under 18.

11.00-12.30



## Throwing for beginners

Elaine Bolt, £12.50

Have a go on the potter's wheel and discover basic techniques in clay preparation, centring on the wheel and throw a cylinder or bowl.

**Please note:** Not suitable for anyone under 18. Items will not be fired, but you can take your pieces away to fire yourself.

15.30-17.00

## Make a textured silver ring

Sarah Macrae, £15

Make a silver ring with surface texture by using hammers and punches to create individual pattern. You will be introduced to the basic skills of making jewellery in precious metal.

**Please note:** Closed toe shoes must be worn.

13.30-15.00, 15.30-17.00



## How to draw

John T Freeman, £12.50

Draw with confidence using John's simple approach using pencil on paper.

11.00-12.30 & 15.30-17.00 – Draw hands

13.30-15.00 – Draw the human figure

## Woodcut printmaking

Rod Nelson, £12.50

Create a beautiful black and white woodcut print using traditional methods.

11.00-12.30, 13.30-15.00, 15.30-17.00



## Fold formed copper and silver earrings or pendant

Abigail Brown, £15

Learn how to use hammers and experiment with texturing and fold forming techniques to make an attractive pair of earrings or a pendant.

**Please note:** Closed toe shoes must be worn.

11.00-12.30

## Willow weaving

Dominic Parrette, £15

11.00-12.30 – Weave a willow sphere

13.30-15.00 – Make a willow cloche plant support

15.30-17.00 – Weaving small willow creatures

