

May – October 2015

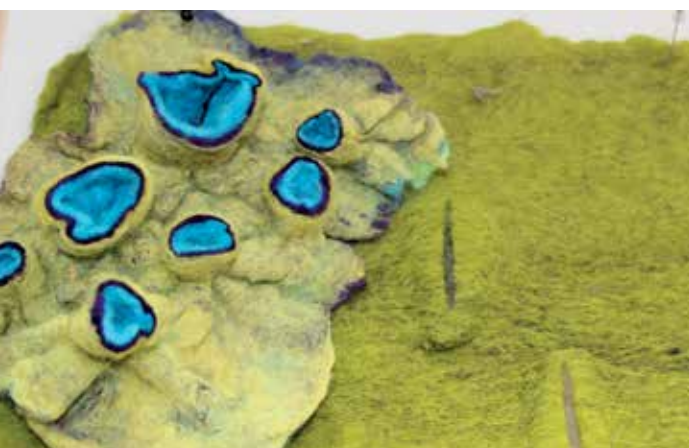
WEST DEAN  
COLLEGE



# SHORT COURSES

## MAKE CREATE DISCOVER

Art • Craft • Gardening • Music • Textiles • Photography • Wood • Metalwork • Ceramics



# A CENTRE OF CREATIVITY AND EXCELLENCE



“  
It's a place for complete  
immersion in your work.  
Great tutors and people. ”

Katrina Miller,  
Willow basketmaking with foraged materials



With the right teacher, a passion or an interest can be transformed into a deep and creative learning experience. Be inspired by expert tutors who are the best in their field. All West Dean College short courses are run by practicing professionals, many of whom are internationally acclaimed.

Learn in our fully-equipped studios and workshops, with a pottery, forge, fine-metals workshop, art studios with overhead natural light, a sculpture courtyard and a facility for stone carving. Surrounded by the historic West Dean House and award-winning West Dean Gardens, join a community of tutors and fellow students, each driven to enrich their lives through creating.

As part of an educational charity, West Dean College receives no statutory government funding and our future rests both on our own fundraising ability and the income we generate across our activities.

Every penny you spend at West Dean, whether on a short course, in our shop or entry to the Gardens, and every donation you make, helps us to open up West Dean for more people and preserve it for future generations.

“  
Apart from the course itself,  
which was excellent, and meeting  
like-minded people, the best thing  
was being able to walk through  
the gardens and find inspiration  
during the breaks. ”

Linda Byatt, Machine embroidery





This summer programme is bursting at the seams with colour and vibrancy to inspire and excite you to create and make.

Following the footsteps of our founder Edward James, we are taking inspiration from Mexico with a themed week in October, which celebrates a year of cultural exchange between the UK and Mexico. We will welcome several visiting Mexican tutors and I'm particularly excited about making masks in celebration of Día de Muertos (the Mexican holiday, Day of the Dead) with tutor Boris Spider.

If you can't wait until October join our colour-themed long weekend on 28–31 May. Explore the interplay of colour, choosing from one of several courses in different media.

As ever we promise a fantastic few weeks of fun with our annual Visual Art and Craft Summer Schools, all the courses are highlighted within each subject.

Notable new subject areas include shoe making and taxidermy (but not together!). Shoe making led by Hetty Rose Samuels, will teach you to create beautiful fabric shoes. If you're interested in the heritage art of taxidermy, our weekend learning how to stuff and mount a crow promises to be fascinating. If this doesn't appeal, join one of our other courses to create your own animals in machine embroidery or paper clay (both Summer Schools), drawing horses or painting domestic animals.

Summer is the perfect time to retreat to West Dean. As always, you'll be guaranteed a warm welcome.

Alison Baxter, Head of Creative Enterprise

### THE EDWARD JAMES LEGACY

Edward James, a lifelong collector of art and a poet, inherited the West Dean Estate and House in 1912. When he came of age, Edward began investing his time and money in supporting artists, craftspeople, dancers and poets. His passion for the arts brought him into contact with many leading artists of the time including Leonora Carrington, Remedios Varo, Salvador Dalí and René Magritte. In 1964 he created a charitable trust, The Edward James Foundation, to fulfil his desire to nurture music, traditional crafts and the visual arts. The Foundation opened West Dean College in 1971 as a centre for education and training in conservation and in the visual and applied arts.

# A GUIDE TO YOUR BROCHURE



To help you choose, we've listed our courses by subject. Each subject area may have categories within it, for example, under Art you will find Botanical Art, Drawing, Mixed Media and so on. See the contents list at the start of each subject area to flick straight to your area of interest.

Each course has a brief description, price, date, and the recommended level of experience you'll need to take the course. You'll find details for all the tutors at the end of each section. For more information on any of our courses, visit our website [www.westdean.org.uk/shortcourses](http://www.westdean.org.uk/shortcourses)

Please note the fees next to courses do not include accommodation.  
See page 67 for accommodation prices.

“  
Excellent tutor, fascinating  
subject, wonderful gardens. ”

Anne Overstall,  
Black and white garden photography

## WHAT LEVEL AM I?

### Beginners – starting points

If you have little or no experience, these structured introductions will help you learn the basics in your chosen subject area.

### Intermediate – skills development

If you have taken a related course or have existing skills, choose intermediate level courses and we will help you develop and work towards independent practice.

### Advanced – creative development

Try these if you want to expand your skills, develop your practice and work intensively to achieve your maximum potential.

### Suitable for all

These are subject focused courses that embrace all levels, from the beginner to advanced practitioners. A structured start is followed by guided independent practice.



# CONTENTS

A Guide to Your Brochure	4	MUSIC AND PERFORMANCE	34–35
Stay With Us	6	PHOTOGRAPHY, FILM AND ANIMATION	36–37
Bursaries	7	Photography and Digital Image Manipulation	36–37
Events	8–9	Film and Animation	37
ART	10–19	POTTERY AND CERAMICS	38–40
Botanical Art and Illustration	10	SCULPTURE	41–43
Drawing	10–12	Automata, Puppets and Clocks	41
Mixed Media	12–13	Carving in Stone and Wood	41
Painting – General	13–14	Modelling, Casting and Other Techniques	42–43
Painting – Oils	14–15	TEXTILES	44–51
Painting – Water Based	15–16	Sewing, Embroidery and Accessories	44–45
Printmaking	17–18	Leatherwork	46
FOUNDATION DIPLOMA IN ART AND DESIGN	20	Art Textiles	46–49
BASKETMAKING, CHAIR SEATING AND WILLOW WORK	21	Constructed and Woven Textiles	49
BOOKS, PAPER AND LETTERING	22–23	WOODWORKING AND FURNITURE MAKING	52–54
Bookbinding and Paper	22	Furniture	52
Calligraphy and Lettercutting	23	Wood, Carving and Turning	53–54
GARDENING	24–25	Picture Framing, Gilding and Upholstery	54
Garden Lectures	24	WRITING	55
Garden Courses	25	Taster Courses	56–58
GLASS AND MOSAICS	26–27	Summer School and Mexican Week	59
Glass	26	Continuing Professional Development in Conservation	60
Mosaics	27	Full-Time Study	60
JEWELLERY AND ENAMELLING	28–31	Chronological List of Courses and Events	61–62
Enamelling	28	Useful Information	63–64
Jewellery	28–30	Booking Form	65
Make Your Own Wedding Rings	30	West Dean College Terms and Conditions	66–67
METALWORKING	32–33	Accommodation Fees	67
Blacksmithing and Metalworking	32		
Silversmithing	32–33		

## GIFT VOUCHERS

Treat a friend or a loved one to the West Dean experience with one of our gift vouchers. You can buy vouchers to the value of £10, £25, £50 or £100, which can be used for full or part payment of short course fees.

Email [bookingoffice@westdean.org.uk](mailto:bookingoffice@westdean.org.uk) or call 01243 818300.

## HOW DO I BOOK?

After you've chosen the right course, make a note of the course code shown at the end of the course description and simply go to our website [www.westdean.org.uk](http://www.westdean.org.uk), email [bookingoffice@westdean.org.uk](mailto:bookingoffice@westdean.org.uk) or call 01243 818300. Alternatively fill in the booking form at the back of this brochure and post to **West Dean College, West Dean, Chichester, West Sussex PO18 0QZ.**

If you are using the online flip book brochure simply click on the course code to book. Keep in touch and join our communities on:



# STAY WITH US

Part of the joy of a West Dean course is staying in West Dean House, with its unique Edwardian character and setting in acres of parkland. The bedrooms are largely traditional but in a more contemporary vein is a wing of rooms styled for modern and functional comfort. The Vicarage, within the gardens, houses 10 of the 55 rooms and annexes in the grounds are used in the summer.

Explore our award-winning gardens featuring a restored Walled Kitchen Garden and Edwardian Pergola. Walk through acres of parkland and be inspired by the changing of the seasons. At the end of each day relax in the historic Oak Hall in a deep sofa, or in the bar with a drink, a book, or a new friend from your course.

Escape to West Dean and immerse yourself in a relaxed, creative atmosphere. Bring your partner with you so they too can enjoy all we have to offer, even if they don't want to book on a course.



## DINE WITH US

Dinner and breakfast are included in your stay (lunch is included with your course). Start the day with a traditional English or continental style breakfast in our bright and airy dining room. For lunch and dinner you will find a tempting new menu each day with two seasonal hot dishes, a delicious salad bar and enticing hot and cold puddings, using locally sourced ingredients where possible.



## ENJOY A BREAK AT WEST DEAN

You don't have to do a short course to stay with us. Come for a short break to enjoy our gardens, parkland and discover the local area. Bookings from £75 per night per room, including breakfast and entry to our gardens, subject to availability. We regret we cannot accommodate children under 16 or dogs.

To book a room email [reception@westdean.org.uk](mailto:reception@westdean.org.uk) or call **01243 811301**.





# BURSARIES



## BURSARIES AND FUNDING

West Dean has a commitment to providing access to education in the creative arts. From our own funds and with the support of generous donations from a number of trusts and individuals, we can offer bursaries to people who could otherwise not afford to study on a West Dean short course. We also offer 50% bursaries to art teachers and lecturers at schools, FE and HE institutions.

To apply for a bursary or find out more about any of the bursaries listed, please either download a form from our website [www.westdean.org.uk/college](http://www.westdean.org.uk/college), email [alison.baxter@westdean.org.uk](mailto:alison.baxter@westdean.org.uk) or call 01243 818262.

“West Dean is a magical place and I’m so thankful a bursary has helped me to come back. It’s a great opportunity to work with a tutor who is generous with skills and knowledge.”

Liz Smith, given a bursary to attend a course

## Bursaries available:

- **Creative bursaries** for undergraduates and recent graduates of arts related subjects, made possible with funding from The Edward James Foundation.
- **Joyce Mary Harding Textile Bursary Fund** for people with an interest in developing their skills in working with textiles, who would benefit from assistance with funding. Funding generously provided by two individual donors.
- **Music bursaries** to help music students and young professionals attend the Chilingirian Quartet Summer School and the International Classical Guitar Festival and Summer School. Funding has been provided by several donors and a group of West Dean Friends.
- **Bursaries for the Foundation Diploma in Art and Design (FDAD)**. Bursaries are available for one or more talented young students (aged 18–30) to study the FDAD but are unable to find the full fees. Funding has been made available through the generous support of an individual donor.

# EVENTS

## OUTDOOR EVENTS 2015 West Dean Gardens

### Design and Craft Fair featuring MADE

Discover a host of innovative makers and designers showing and selling their work, take part in hands-on taster workshops and watch demonstrations in art and craft. Browse and buy unique jewellery, furniture, homeware and more from handpicked designer makers. Throughout the weekend, be inspired to try a craft in our short workshops under the guidance of expert West Dean tutors. Take home tips and advice from our free demonstrations and talks. With plenty of food and drink options and free entry to the award-winning West Dean Gardens, this promises to be a great day out.

19–21 June

Visit [www.westdean.org.uk/events](http://www.westdean.org.uk/events) to book your tickets.



### Chilli Fiesta

It's the 20th anniversary of our annual Chilli Fiesta and we'll be turning up the heat to celebrate, including a firework display on Saturday evening. Taste and discover a huge variety of chillies and chilli produce, watch cooking demonstrations, see the chillies in the glasshouses, shop from more than 100 stalls and soak up the summer festival atmosphere into the evening with live Latin-inspired music and dance. Make a weekend of it and camp in the beautiful grounds of West Dean Estate. For younger chilli goers, there's a vintage fun fair and lots of children's activities on offer.

7–9 August

Visit [www.westdean.org.uk/events](http://www.westdean.org.uk/events) to book your tickets.



### PERFORMANCE 2015 The Auditorium, West Dean Gardens

#### Monkey!

A new show for the whole family devised by Puppetcraft, one of Britain's most acclaimed touring puppet troupes. Inspired by the classic Chinese story *Journey to the West*, brilliant Children's Laureate poet (2007–2009), Michael Rosen's wonderful new script explores the birth and comic adventures of a fantastical superhero. See stunning string puppets, antique shadow puppets and live music. For everyone, four years old and up.

Saturday 9 May, 3pm EV5710

Adults £9 Children (Under 16) £6



### GARDEN TALK The Old Library, West Dean College

#### Old plants, new plants – how to select the very best of both for your garden NEW

Graham Gough from Marchants Hardy Plants Nursery will guide you through his favourite plants. Graham has a wealth of experience growing plants for his nursery and has travelled all over the world to collect exciting specimens. The lecture will be filled with desirable plants, a large quantity of good humour and heaps of invaluable advice.

GRAHAM GOUGH

Saturday 24 October, 2–3.30pm

GT5708 £25

### CONCERTS 2015 The Old Library, West Dean College

#### The Chilingirian Quartet in Concert

Haydn Op 55 No 3, Britten No 3,  
Beethoven Op 74.

Tuesday 21 July, 8pm QT5711 £15

#### Public Masterclass with the Chilingirian Quartet

Wednesday 22 July, 2pm QT5712 £8

Including interval tea





The Chilingirian Quartet

### The Chilingirian Quartet in Concert

Bartok No 4, Schubert A minor,  
Dvorak Op 106.

Thursday 23 July, 8pm QT5713 £15

### Students' 'Showcase' Concert

Friday 24 July, 8pm QT5714 £6

### Students' Informal Concert

Saturday 25 July, 2pm QT5715 £6  
Including tea

### SPECIAL OFFER FOR THE INTERNATIONAL GUITAR FESTIVAL

Season Ticket (entry for all four  
concerts and Open Day) £50

### INTERNATIONAL GUITAR FESTIVAL, OPEN DAY, MASTERCLASSES AND CONCERTS

The Old Library, West Dean  
College. The Auditorium,  
West Dean Gardens and  
St Andrew's Church, West Dean

Sponsored by: The D'Addario Foundation,  
José Ramirez, Classical Guitar Centre Ltd,  
Classical Guitar, Stephen Eden and Kent  
Guitar Classics

### Concert by Marcin Dylla

Saturday 15 August, 8pm GC5716 £15

### Recital by Morgan Szymanski

Sunday 16 August, 6pm GC5717 £5

### Concert by David Leisner

Monday 17 August, 8pm GC5718 £12

### Concert by Amanda Cook

Tuesday 18 August, 8pm GC5719 £12

### Concert by Arctic Guitar Trio

Wednesday 19 August, 8pm GC5720 £12

### Guitar Open Day

Including exhibitions of music and  
instruments, a guitar makers' showcase,  
masterclass with Marcin Dylla, lecture by  
Jan de Kloe and recital by Morgan Szymanski.

Sunday 16 August, 11.30am–7pm  
GC5721 £12



Morgan Szymanski

### RECITAL OF MUSIC FOR VIOLIN AND PIANO

The Old Library,  
West Dean College

### Recital with Roy Stratford (piano) and Oliver Nelson (violin)

A celebration of Czech music. Featuring  
a selection of vibrant and colourful works  
by Smetana, Dvorak and Janacek.

Saturday 3 October, 8pm EC5772 £10

### BECOME A FRIEND OF WEST DEAN

West Dean College and its beautiful,  
award-winning gardens are part of The  
Edward James Foundation, a charitable  
trust which receives no public funding.  
Therefore we rely on the support of  
visitors, students and generous donors  
to help preserve this wonderful place.

### IF YOU SHARE A PASSION FOR WEST DEAN COLLEGE AND GARDENS, BECOME A FRIEND OF WEST DEAN AND ENJOY THE BENEFITS THAT MEMBERSHIP BRINGS.

- Free entry to the Gardens or use of  
the College facilities including the bar,  
restaurant and craft shop.
- Free entry to selected West Dean  
events including the Chilli Fiesta or  
Design & Craft Fair.

- Exclusive Friends' events during  
the year.\*
- An e-newsletter to help you get  
the most from your West Dean  
membership.

Please find out more from  
[www.westdean.org.uk/friends](http://www.westdean.org.uk/friends) and  
join our Friends' community supporting  
the future of West Dean.

\*Some charges may apply.

Botanical Art and Illustration  
 Drawing  
 Mixed Media  
 Painting – General

10 Painting – Oils  
 10–12 Painting – Water Based  
 12–13 Printmaking  
 13–14

14–15  
 15–16  
 17–18

The stunning landscape, architecture, art and history of West Dean provide fresh inspiration for your art. Nurture your artistic aspirations with the guidance of our internationally acclaimed tutors. With an emphasis on personal development, we offer pathways for beginners to develop skills in different media and journey through to advanced courses. For those seeking a qualification please see information on our Foundation Diploma in Art and Design on page 20.

## Botanical Art and Illustration

### Painting luscious tulips in watercolours

Study the anatomy and form of tulips and reproduce their vivid colours and distinctive shapes while developing your skills in essential watercolour techniques.

**SANDRINE MAUGY**

April 30–May 3 Long Weekend £333  
 Suitable for all LW5307

### Bursting buds – botanical painting **NEW**

This is a wonderful time of year for the budding botanical artist as nascent buds explode into life. Perfect your watercolour techniques and capture the buds as they begin to blossom!

**MARIELLA BALDWIN**

May 4–8 Four Days £422  
 Suitable for all 4D5361

### Summer colours at West Dean – botanical painting

Inspired by West Dean Gardens, learn essential watercolour painting techniques and gain the confidence to produce colourful plant portraits. Study colour mixing, the depiction of details such as serrated edges and veins, and the use of wet-in-wet.

**SANDRINE MAUGY**

July 12–16 Four Days £428  
 Suitable for all 4D5488

### Botanical painting – harvest from the orchards and walled gardens **NEW**

Paint ornamental gourds, edible vegetables and beautiful fruit. Learn how to render these subjects in a botanical style, using wet-in-wet washes and dry brush techniques.

**SANDRINE MAUGY**

September 18–20 Weekend £225  
 Suitable for all WE5600



Sandrine Maugy

### Fabulous fungi and the forest floor – botanical painting

Develop your observational and drawing techniques, then practise mixing watercolours and applying them, before embarking on a final painting of this intriguing autumnal subject.

**MARIELLA BALDWIN**

October 9–11 Weekend £224  
 Suitable for all WE5653

## Drawing

### Life drawing – line, tone and form

Explore a variety of drawing techniques using line and tone to define shade, positive and negative shapes, depth, weight and form as you gain confidence drawing the human figure.

**ADELE WAGSTAFF**

May 8–10 Weekend £244  
 Suitable for all WE5366

### A Sussex sketchbook – drawing course

Visit Sussex sites and West Dean house and gardens to record observations and develop visual ideas for your sketchbook. Back in the studio, exercises in perspective and composition with advice on media, will provide structure to developing your interpretive skills.

**PAUL COX**

May 15–18 Long Weekend £322  
 Suitable for all LW5383

### Adventurous drawing – working with colour

Investigate how colour can create light, space, mood and movement in landscape. Re-establish drawing as a thinking process as you record a colour response to the environment.

**MARK CAZALET**

May 28–31 Long Weekend £322  
 Intermediate/Advanced LW5399





Mark Cazalet

### From small handmade objects to large drawings **NEW**

Make small paper constructions to explore patterns and repetitions then create large charcoal drawings. Examine the relationships between tonal, textural and linear differences, as you develop your mark-making skills to convey surface quality and texture.

**CAROLINE WENDLING**

May 31–June 3 Three Days £327  
Suitable for all 3D5407

### Sketching across the South Downs

Capture this richly varied landscape through expressive and characterful sketches, as you enjoy short forays into the ancient farmlands, village and rural setting of West Dean. Learn how to frame strong compositions, connect with the land and distil your immediate responses to develop a personal drawing style.

**MAXINE RELTON**

June 8–12 Four Days £426  
Suitable for all 4D5705

### Realism – a drawing course

Discover key techniques to create accurate drawings from observation. Working with pencils on paper, investigate composition, measurement, tone and line. Focus on areas you would like to improve and gain confidence in your drawing skills.

**ANDREW FITCHETT**

June 12–15 Long Weekend £324  
Beginners/Intermediate LW5434

### Drawing for beginners

Learn to draw in a weekend as you cover the basics – measuring for perspective, scale, tone and composition. Create several pencil sketches in the inspiring environment of West Dean.

**JOHN T FREEMAN**

June 19–21 Weekend £235  
Beginners WE5444

### Landscape drawing

Experience the landscape through a variety of drawing strategies that combine techniques with ways of seeing. Expand your visual vocabulary through line, mark, observation, tonality, idea and material. Develop your primary studies further in the studio.

**CHRISTOPHER BAKER**

June 21–24 Three Days £322  
Intermediate/Advanced 3D5449

### Inspirational drawing in the gardens **NEW**

Working directly in the gardens, explore mark-making and pattern to interpret what you see, using pencil, charcoal and inks.

**ROSIE MACCURREACH**

June 22 One Day £109  
Suitable for all 1D5478



Rosie MacCurreach

“Seamless organisation and wonderful art shop. The course gave me time to focus on my own artwork.”

Fiona Goldman, Drawing the horse

### Dynamic drawing – model and location **NEW**

Work through a series of themes and poses from our model, set in locations around the estate, and learn playful and dynamic approaches to experimental drawing. Different poses help you gain fresh insights to the relationship between model and environment, and create more powerful imagery.

**CHRISTOPHER GILVAN-CARTWRIGHT**

June 28–July 1 Three Days £356  
Suitable for all 3D5460

### Exploring drawing with five tutors **NEW**

Improve your knowledge and drawing skills through five approaches all taught by established artists. Each day a different tutor introduces structured exercises under one of the following: observation and composition; spontaneity and immediacy; imagination and play; scale and perspective; and recording and thinking.

**JOHN T FREEMAN, GEORGE CHARMAN, CAROLINE WENDLING, CHRISTOPHER GILVAN-CARTWRIGHT AND FREYA POCKLINGTON**

July 19–24 Five Days £526  
Intermediate/Advanced 5D5502

### Experimental drawing

Explore drawing at its most experimental by learning exciting mark-making techniques and innovative use of materials. Be inspired by a life model and West Dean to incorporate themes within your work. Outcomes will include sculpture, large-scale pieces, artist books, and drawings, as you push the boundaries, whilst enjoying the process.

**FREYA POCKLINGTON**

July 25–31 Summer School £689  
Including all dinners  
Suitable for all SS5507

# ART

Botanical Art and Illustration  
Drawing  
Mixed Media  
Painting – General

10 Painting – Oils  
10–12 Painting – Water Based  
12–13 Printmaking  
13–14

14–15  
15–16  
17–18

## Drawing with light **NEW**

Create a series of drawings with different light sources and materials. In this experimental mixed media course you will use acetates, photocopier, wire and projectors to bring about a new way of looking and inspire fresh ideas in your artwork.

**EMILY MCLENNAN**

August 20–23 £326 Three Days  
Suitable for all 3D5540

## Intuitive drawing **NEW**

Develop confidence drawing intuitively using automatic drawing techniques and experimental processes. Create drawings working with the dynamics of the imagination and learn playful and practical approaches.

**CHRISTOPHER GILVAN-CARTWRIGHT**

August 28–30 Weekend £224  
Suitable for all WE5557

## Drawing for improvers **NEW**

Improve your drawing with practical techniques utilising the potential of different mediums. Techniques include the expressive use of line, shading and tone, lighting, dynamic composition and the drawing surface – rhythm, speed and pressure.

**JOHN T FREEMAN**

September 4–6 Weekend £220  
Beginners/Intermediate WE5570

## Drawing the horse

Visit and draw local horses to gain an understanding of the structure of the horse. These studies are then used in the studio to generate individual responses as you experiment with exciting interpretations of the horse's power and movement.

**KATE DICKER**

September 15–18 Three Days £333  
Suitable for all 3D5579



Frances Hatch

## The black and white sketchbook – working with line

Using observation, memory and imagination, explore the expressive qualities of line in black and white. Try fluid and dry drawing tools and find inspiration in the work of other artists.

**MAXINE RELTON**

September 18–21 Long Weekend £329  
Suitable for all LW5605

## Experimental drawing with pastels

Explore the myriad of possibilities of soft and hard pastels on different papers. Work with a range of traditional and experimental techniques to make a series of pastel drawings.

**FREYA POCKLINGTON**

October 2–4 Weekend £231  
Beginners/Intermediate WE5631

## Playful drawing

Shake up your drawing techniques with a series of playful and inspirational approaches. Chris Gilvan-Cartwright (artist/performer) will encourage you to free your creativity and experiment with drawing as a tool for expression. A series of themed sessions will include drawing from a life model, in two and three dimensions. Gary Goodman (artist/poet) will show you how to creatively use words from the imagination.

**CHRISTOPHER GILVAN-CARTWRIGHT AND GARY GOODMAN**

October 11–16 Five Days £575  
Intermediate/Advanced 5D5662

## Drawing for beginners

Improve your powers of observation and draw with confidence. Through a step-by-step guide of key techniques, learn to record proportion and use light and shade to give your drawings form.

**ANDREW FITCHETT**

October 16–18 Weekend £223  
Beginners WE5670

## Anatomy for artists – a drawing course

Working from a life model, examine the skeletal, muscular and structural forms of the body. Through demonstration and explanation, explore the diverse shapes of the human form and deepen your knowledge of anatomical structures – a fundamental part of confident and expressive figurative art.

**ALAN MCGOWAN**

October 25–29 Four Days £463  
Intermediate/Advanced 4D5692

## Life drawing with drypoint

Combine simple printmaking with life drawing to develop an expressive and experimental mode of working. Make drawings from life, or transfer them onto aluminium using monoprint techniques to manipulate the emotive and dramatic aspects of your image.

**JOHN T FREEMAN**

October 29–November 1 Long Weekend £349  
Intermediate LW5701

## Mixed Media

### Contemporary collage: mixed media approaches to drawing

Discover new approaches to seeing and responding to your environment and ways to describe your ideas through drawing, collage, stitch, fabrics and other pliable materials. Using different media, techniques and working in two and three dimensions, create works in series to a chosen theme.

**HAYLEY LOCK**

May 24–28 Four Days £427  
Intermediate/Advanced 4D5395



Emily McLennan



### Mixed media images – print, paint, collage

Study colours, patterns and textures and learn techniques for applying paints, dyes and inks to develop your ideas into samples or a finished piece.

**JO DIXON**

May 25–28 Three Days £342

Beginners/Intermediate 3D5580

### Drawing and painting on location – mixed media

Discover the West Dean Estate and respond to the farms, managed forestry, woodland and unique St Roche's Arboretum. Using mixed media, including tools and materials found in the differing environments, experiment with drawn and painted marks and a variety of scales, both outside and in the studio.

**FRANCES HATCH**

August 8–14 Summer School £678

Including all dinners

Suitable for all 5S5526

### Mixed media, collage and process

Uncover the potential of graphic media and material combinations to inspire your work. Through a sequence of interlinked projects you are encouraged to experiment with ideas and materials – inks, stencils, layering and imagery.

**MARK CAZALET**

August 16–21 Five Days £533

Suitable for all 5D5537

### Fusing photography and oil paint NEW

A mixed media painting course that will get you experimenting with ideas and processes. Take photographs in the inspiring West Dean landscape and transfer your imagery to board and canvas. Use the textures afforded along with the oil paint applied, to create atmospheric paintings.

**HEATHER GRAY-NEWTON**

August 23–27 Four Days £451

Intermediate 4D5549

### Dynamic collage with paint

Take the dynamism of collage and paint and explore a myriad of possibilities. Enjoy unexpected outcomes as you implement new processes, approaches and resources.

**JANE ARKWRIGHT**

September 13–18 Five Days £521

Suitable for all 5D5591



William Savage

### Overlays – a creative textile workshop NEW

Please see page 49 for further information.

**MICHAEL BRENNAND-WOOD**

October 25–29 Four Days £432

Intermediate/Advanced 4D5694

### Painting interiors NEW

Develop a mixed media painting of one of the historic interiors of West Dean. Make short sketches and dry colour studies before selecting a design for your painting. Collage photographic images with acrylic media, then add drawings using chinagraph pencil and india ink to create layers as your imagery takes shape.

**WILLIAM SAVAGE**

October 23–26 Long Weekend £322

Intermediate/Advanced LW5690

### Creative mixed media landscape painting

Explore creative ways to combine water based painting media, watercolour, acrylics, pastels and inks to produce exciting contemporary work. Inspired by landscapes, develop ideas in the studio from your own photographs and sketches.

**CHRIS FORSEY**

October 28–November 1 Four Days £417

Intermediate 4D5700

“The best aspect was learning more and appreciating the other students work.”

Helen Muir, Monochrome lino printing

## Painting – General

### Pastel painting

Examine different approaches to pastel painting with a focus on colour and mark-making. Using gesso, acrylic paint and chalk pastels, work from sketches made outside in West Dean Gardens, returning to the studio to develop compositions.

**SARAH BEE**

May 18–22 Four Days £417

Intermediate/Advanced 4D5386

### Painting pets with character NEW

Learn the skills to paint your pet. Working from a live model in the studio experiment with sketch studies of fur and features. Guidance will be given on how to paint the character and qualities of individual animals.

**TRUDY REDFERN**

May 22–24 Weekend £220

Suitable for all WE5389

### Pastels

Discover the potential of hard and soft pastels as alternatives to paints on location. Learn to apply various pastels on suitable papers, mix colour and fix your work to take home. Working with landscape and still life, exploit the brilliance of pastels to achieve painterly effects.

**VAL WIFFEN**

May 24–28 Four Days £417

Beginners/Intermediate 4D5396

### Portrait painting – colour and light

Led by an inspirational tutor, learn a series of approaches to mark-making and painting from a live model. A variety of long and short poses offer you the time to explore rich and vibrant colour and light.

**CHRISTOPHER GILVAN-CARTWRIGHT**

May 28–31 Long Weekend £356

Suitable for all LW5400

# ART

Botanical Art and Illustration  
Drawing  
Mixed Media  
Painting – General

10 Painting – Oils  
10–12 Painting – Water Based  
12–13 Printmaking  
13–14

14–15  
15–16  
17–18

## Life painting – five approaches **NEW**

Explore five distinct approaches towards life painting: the classical tradition, the singular stroke, the painted line, the expressive stroke and the form abstracted. Utilise the methods and attitudes of artists representative of key periods in the evolution of the painted figure. Learn how to apply past techniques to discover new strategies within your own work.

**JOHN T FREEMAN**

June 7–12 Five Days £572

Intermediate/Advanced 5D5424

## Crossing the bridge to abstract painting

Learn to cross the bridge between observation and abstract painting. Exercises are used to stimulate the imagination and extend the range of rhythmic and expressive processes in mark-making, colour, tonal balance and compositional dynamics. Artists considered include Ruskin, Bomberg, Mondrian, de Kooning and Kandinsky.

**JENNY TYSON**

July 12–17 Five Days £519

Intermediate/Advanced 5D5489

## Colour, tone and division: thinking visually about painting

Think visually about painting and focus on what makes it worth looking at, what gives it visual intensity, regardless of the subject. Through a series of exercises, investigate colour, tone and division, to enhance the visual power of your paintings.

**MATTHEW COLLINGS**

July 19–24 Five Days £514

Intermediate/Advanced 5D5500

## Portrait painting – all media

Study the fundamentals of portrait painting to achieve a likeness through drawing, proportion, tonal values and colour. Choose your own medium, including paint or pastels.

**ANDREW FITCHETT**

September 6–8 Two Days £240

Suitable for all 2D5575

## Expressive figure painting and drawing

Working with a model and a series of exercises, become more confident in your use of materials to produce work that is a fusion of observation, expression and improvisation.

**EMILY BALL**

September 21–24 Three Days £356

Intermediate/Advanced 3D5612



Maz Jackson

## Talkative colour

Examine the ways in which colour can express emotions, influence, alter mood and communicate ideas. Develop a sound grasp of colour mixing, colour theory, and an awareness of colour in all its contexts.

**MAXINE RELTON**

September 25–28 Long Weekend £332

Suitable for all LW5620

## Painting still life – towards abstraction

Many artists reach a stage when representation is not enough for personal expression. Learn to respond directly to still life using mixed media to explore line, form, colour and texture. Through a series of exercises, get to know the objects and develop confidence in stripping away the superfluous to capture the essence.

**JANE ARKWRIGHT**

September 28–October 2 Four Days £424

Intermediate/Advanced 4D5628

## Byzantine icon painting

Working in the Byzantine style, explore the production of a small icon. Start with the basic principles of design, move through water gilding, mixing egg yolk with pigment, applying egg tempera and dry brush modelling. The course includes an illustrated talk outlining the spiritual reasons for the style found in the icon tradition.

**PETER MURPHY**

October 11–16 Five Days £581

Suitable for all 5D5663

## Painting in egg tempera: make vibrant pigments and explore techniques **NEW**

Learn how to use egg tempera and make your own pigments to complete a painting. Gain understanding in under-drawing, good composition, egg tempera glazes and optical mixes. The tutor will help you interpret the technique to suit your individual practice.

**MAZ JACKSON**

October 18–23 Five Days £571

Suitable for all 5D5675

## Painting inspired by Mexico: dreams and miracles **NEW**

Full of life and colour, Mexican Folk Art and folklore is a joyful, highly decorative art form and a celebration of life. Use myths, poems and legends from Mexico to inspire your paintings.

**CHRISTOPHER CORR**

October 18–23 Five Days £520

Suitable for all 5D5676

## Painting – Oils

### Painting townscapes: capturing light, colour and structure in oils **NEW**

Explore ways to depict light and movement as you capture the townscape in oils. Painting outside in Midhurst and Chichester; you will develop work back in the studio.

**TOM BENJAMIN**

May 10–14 Four Days £417

Intermediate/Advanced 4D5371



George Popesco





Tom Benjamin

### Classical still life painting – oils **NEW**

Combine expressive and analytical approaches to still life painting within an elaborate studio set up. Explore the Chiaroscuro Mannerist technique of applying oil paint, colour, texture and painterly mark-making.

**GEORGE POPESCO**

May 15–17 Weekend £220

Intermediate/Advanced WE5378

### Portrait in oils – likeness and character **NEW**

Discover tonal colour mixing and the sculptural qualities of oil paint, to achieve lively approaches to the portrait in oils.

**GEORGE POPESCO**

June 21 One Day £119

Intermediate/Advanced ID5447

### Oil painting for beginners – the landscape

Explore the practicalities of outdoor work (weather permitting), and ways of representing specific qualities of light, form and spatial relationships in the landscape with oils.

**TOM BENJAMIN**

July 10–12 Weekend £223

Beginners WE5481

### Oil studies in the landscape **NEW**

Discover how to communicate freshness and clarity of ideas in your landscape painting. Working in the open, gain a thorough understanding of materials (surfaces, brushes, paints) and working methods.

**CHRISTOPHER BAKER**

July 17–19 Weekend £220

Beginners/Intermediate WE5494

### Oil painting – water landscapes **NEW**

Water is one of the most fascinating subjects for a landscape painter and can express the fluidity of paint. Learn techniques for representing fluid and still water in the landscape, working both outside and in the studio.

**TOM BENJAMIN**

July 25–31 Summer School £675

Including all dinners

Suitable for all SS5508

### Painting the nude: context and process **NEW**

Develop an engaging life model study through painting and preparatory drawing. Learn the technical process of painting from the nude through historical context and stimulating studio exercises. Several preliminary studies will lead to a finished outcome in oil or acrylic.

**GEORGE POPESCO**

August 1–7 Summer School £741

Including all dinners

Suitable for all SS5518

### Painting summer trees in oils – foliage and form **NEW**

Investigate tree structures, forms, foliage and textures with observational drawing and oil paint to capture the essence of these natural forms in their summer state. Experiment with a range of textures and colours, explore compositional options and make choices that enhance your painting.

**ANDREW FITCHETT**

August 21–26 Five Days £514

Intermediate/Advanced SD5548

### Portrait painting in oils

Develop a personal style and improve your oil painting techniques whilst achieving a likeness. Explore how to use composition to enhance the sense of the sitter and ways of using the wonderful qualities of oil paint to represent light on skin.

**FELICITY GILL**

August 27–30 Long Weekend £340

Suitable for all LW5556

### Oil painting for beginners

Discover the fundamental techniques, methods and theories when painting with oils. Gain confidence using and applying oils with brushes and knives, colour and tone theory, and the use of paint mediums.

**JOHN T FREEMAN**

September 25–27 Weekend £220

Beginners WE5616

### Portrait painting in oils

Develop your oil painting skills through intensive work on a long pose. After a number of drawn studies, individual guidance is given on composition, proportion, tone and colour mixing.

**ADELE WAGSTAFF**

October 2–4 Weekend £247

Intermediate/Advanced WE5632

## Painting – Water Based

### Beginners acrylics

Experience the versatility and expressiveness of acrylic paint through a series of practical exercises and make small exploratory studies of still life objects, using a range of techniques.

**JANE ARKWRIGHT**

May 1–3 Weekend £227

Beginners WE5354

### Freedom in watercolours for beginners

Learn a fresh approach to watercolour painting through a series of set projects with guidance on composition and materials. Demonstrations are given on techniques as you explore this versatile medium.

**JULIE COLLINS**

May 8–10 Weekend £228

Beginners WE5629

# ART

Botanical Art and Illustration  
Drawing  
Mixed Media  
Painting – General

10 Painting – Oils  
10–12 Painting – Water Based  
12–13 Printmaking  
13–14

14–15  
15–16  
17–18



Lesley Hollands

## Watercolour painting for beginners

Enjoy a thorough, structured programme of work covering observational drawing, dry and wet painting techniques, brush handling and basic colour mixing as you begin to master watercolour painting skills.

**CHRISTINE FORBES**

May 22–24 Weekend £225

Beginners WE5390

## Summer light in watercolours

Learn techniques for painting skies, trees, water and backgrounds, concentrating particularly on summer light and atmosphere. Working outside as much as possible you will improve your observation and painting skills, and develop your painting practice.

**BRIDGET WOODS**

May 31–June 5 Five Days £514

Intermediate/Advanced 5D5409

## Acrylics workshop

Build up a 'library' of acrylic colours and painting techniques such as glazes, impasto and expressive mark-making as you learn how to handle acrylics effectively and complete at least one piece of work.

**CHRISTINE FORBES**

July 17–19 Weekend £225

Beginners/Intermediate WE5442

## Flotsam and jetsam: painting the lost and found NEW

Enhance your skills in painting fine detail in watercolour taking inspiration from finds from the shoreline. Learn dry brush technique, discover translucent and subtle textures, and create intricate compositions through the study of shells and beach drift. We visit a local beach to make studies and gather subject material to develop in the studio.

**SUZANNE BALCHIN**

August 1–7 Summer School £675

Including all dinners

Suitable for all SS5517



Dong Li-Blackwell

## Painting in the Spring Garden – watercolour NEW

Develop a personal approach to drawing and painting. Working with watercolour, you'll be drawing and painting both in the studio and around the Spring Garden.

**CHRISTINE FORBES**

August 8–14 Summer School £675

Including all dinners

Suitable for all SS5527

## Painting still life in watercolours – colour, pattern and light NEW

Explore the use of pattern, colour and light in still life painting. Composition, backgrounds, the overlaying of colour and pattern, unusual angles and viewpoints plus some mixed media will all be covered.

**LESLEY HOLLANDS**

September 28–October 1 Three Days £327

Suitable for all 3D5624

## Painting with a Chinese brush – autumn inspiration NEW

Taking inspiration from West Dean's landscape, flora and interiors, learn how to develop your sketches into compositions using Chinese freestyle techniques.

**MAGGIE CROSS**

October 4–8 Four Days £420

Suitable for all 4D5641

## Starting with watercolours

Delve into the basic techniques of watercolour painting, including laying washes, wet-in-wet, colour mixing, and composition as you produce still life studies or a small painting.

**LESLEY HOLLANDS**

October 9–11 Weekend £225

Beginners WE5654

## Large scale watercolour painting – the abstract nude NEW

Learn the techniques and skills to paint with watercolour on a large scale, and explore the freedom this versatile medium offers in a contemporary way.

**DONG LI-BLACKWELL**

October 16–18 Weekend £246

Intermediate/Advanced WE5671

## Sumi-e Japanese ink painting

Experiment with Japanese brush-painting techniques to create striking paintings of subjects from the natural world. Discover the spiritual aspects of this ancient and unique art form.

**TAKUMASA ONO**

October 23–25 Weekend £240

Suitable for all WE5684





Hugh Dunford-Wood

## Printmaking

### Japanese woodblock printing

Learn techniques of carving and printing on this intense introduction to the fascinating art of Japanese woodblock printing. Discover the cultural context of the woodblock print and enjoy examples of traditional prints to inspire your work.

**REBECCA SALTER**

May 3–6 Three Days £349

Beginners 3D5370

### Printmaking – the monotype

Explore monoprinting and produce spontaneous, expressive prints using indirect transfer. Working directly on perspex, adding masks and stencils, and using textures and overlays of colour, create a group of exciting unique prints.

**KATE DICKER**

May 17–20 Three Days £344

Beginners/Intermediate 3D5384

### Exploring drawing with printmaking

Create multi-layered images using a variety of printmaking techniques including silk screen, relief, monoprint and linocut. Build up layers of colour, lines, tones and textures working instinctively to create rich depth and detail.

**RACHEL SIM**

June 5–8 Long Weekend £337

Suitable for all LW5418

### Introduction to photo-screenprinting **NEW**

Explore the versatility of the photo stencil and an exciting world of graphic possibilities. Produce rich textures and marks using light sensitive emulsions and light proof materials.

**JANE SAMPSON**

June 12–14 Weekend £238

Beginners WE5428

### Collinos – collaged linocut prints into narratives **NEW**

Experiment with collaged lino cuts to create narrative prints. You will explore texture, colour, composition and suitable subject matter to create lively, colourful one-off pictures.

**HUGH DUNFORD-WOOD**

June 28–July 2 Four Days £419

Suitable for all 4D5462

### Letterpress and relief printmaking

Combine image and text using traditional skills. Learn how to set metal type, mix ink, and print with a press and by hand, as well as relief printmaking methods to produce elegant images and textures.

**SARAH BRYANT**

July 25–31 Summer School £730

Including all dinners

Suitable for all SS5509

### Woodcut printing inspired by West Dean

Make vibrant woodcuts in both black and white and colour, with an emphasis on cutting techniques and inking. Print by hand and with a press, using a range of woods and papers. Be inspired by your surroundings to create unique prints.

**MERLYN CHESTERMAN AND ROD NELSON**

August 1–7 Summer School £706

Including all dinners

Suitable for all SS5519



Jane Sampson

### Printmaking with lino

Enjoy the tutor's experimental and enthusiastic approach to lino. Equip yourself with technical skills and gain control of your printmaking to freely explore the medium's potential. Areas covered include reduction lino, making multi-coloured prints, using caustic soda on lino, and printing without a press.

**DALE DEVEREUX BARKER**

August 8–14 Summer School £711

Including all dinners

Suitable for all SS5528

### Introduction to screenprinting

Discover how to use screenprinting techniques to produce multi-coloured design. Using paper cut stencils and water based inks, learn how to create rich and fascinating imagery.

**JANE SAMPSON**

August 21–23 Weekend £251

Beginners WE5482

### Linocut and relief printmaking **NEW**

Explore lino and relief printmaking and master how to print multi-layered images. Using polystyrene and both soft cut and traditional lino, create monochrome and multi-colour prints.

**RACHEL SIM**

September 18–20 Weekend £235

Suitable for all WE5601

### Etching workshop

Discover traditional etching methods and experience a variety of techniques, including aquatint and soft ground, as you work on projects such as a portrait, landscape or an architectural subject. The art-historical context of this subtle and expressive printmaking medium will be revealed in lectures and demonstrations.

**JOHN T FREEMAN**

September 20–24 Four Days £463

Suitable for all 4D5608

### Woodcut prints

Experiment with this ancient art form using the characteristics of wood as a starting point. Try out a variety of woods, papers and cutting techniques, printing with presses or by hand.

**MERLYN CHESTERMAN**

October 9–11 Weekend £233

Suitable for all WE5655

# ART



Demián Flores

## Experimental printmaking **NEW**

Create different prints from a single plate using the drypoint technique. Explore how adding new elements or eliminating others can build up multi-layered images to create unique prints. An experimental workshop where concepts of printmaking such as medium, matrix and multiple are discussed and debated.

**DEMIÁN FLORES**

October 18–23 Five Days £569

Intermediate 5D5677

## Wood engraving

Discover the potential of this small-scale, black and white art form for detail, atmosphere and dramatic graphic impact. Develop a design, transfer it onto an end-grain wood block, engrave and then print it.

**HARRY BROCKWAY**

October 23–25 Weekend £220

Suitable for all WE5685

## Expressive screenprinting **NEW**

Screenprinting is a sophisticated form of stencilling. Immerse yourself in a creative range of techniques from handmade paper stencils through to making and exposing photo stencils. Explore combinations of techniques to create images that you never thought possible.

**JANE SAMPSON**

October 25–30 Five Days £559

Suitable for all 5D5695

## Life drawing with drypoint

Please see page 12 for further information.

**JOHN T FREEMAN**

October 29–November 1 Long Weekend £349

Intermediate LW5701

# TUTORS

## ART

**JANE ARKWRIGHT** trained in textiles at Loughborough and is a full-time artist. She recently completed a commission for a Mayfair law firm, and has exhibited at Hove Museum.

**CHRISTOPHER BAKER** artist and author, had a leading role playing himself in feature film *Archipelago*. He exhibits widely in the UK and Canada, including the Royal Academy Summer Exhibition.

**SUZANNE BALCHIN** studied at Camberwell School of Art. She exhibits at the Mall Galleries, has demonstrated at *The Sunday Times Watercolour Exhibition* and has had a solo show at Pallant House Gallery.

**MARIELLA BALDWIN** is a botanical illustrator and an experienced teacher. She exhibits her work in England and the USA and has work in the Chelsea Physic Garden Archive.

**EMILY BALL** trained at Exeter and Surrey Universities and is director of 'Emily Ball at Seawhite Studio'. Her book *Painting and Drawing People – A Fresh Approach* was published in 2009.

**SARAH BEE** is a member of the Pastel Society and won the Unison Pastel Award in 2012. She conveys colour, texture and light in the landscape through layering media.

**TOM BENJAMIN** paints landscapes, town and coastal views in oils, outside in front of the subject, in all weathers. He is represented by Sarah O' Kane Fine Art.

**HARRY BROCKWAY** trained at Kingston University and the Royal Academy. He has worked as a stone carver and illustrator since 1989 and is a member of The Society of Wood Engravers.

**SARAH BRYANT** publishes artists' books under her imprint, Big Jump Press. She has an MFA in Book Arts from the University of Alabama, USA, and has taught many workshops.

**MARK CAZALET** studied at Falmouth School of Art. Recent commissions include lino and wood cuts for Old Stile Press, copes for the Bishops of Essex and a chancel ceiling mural.

**GEORGE CHARMAN** studied at the University of Creative Arts and at the Royal College of Art. He teaches and has received several awards for his work.

**MERLYN CHESTERMAN**, a woodblock printmaker, graduated from Bath Academy of Art, Corsham. She is a Member of the Royal Society of Painter-Printmakers.

**MATTHEW COLLINGS** trained at Byam Shaw School of Art and Goldsmiths College. He is a well-known writer and presenter of art programmes. His paintings are in collaboration with Emma Biggs.

**JULIE COLLINS** trained at Reading University and has won many awards including The Royal Watercolour Society Award in 2011. Her multi-media, multi-layered images are exhibited nationally.

**CHRISTOPHER CORR** studied at the Royal College of Art. He works as an illustrator and exhibits his own work inspired by his travels. Commissions include book jackets, cards, stamps and posters.

**PAUL COX** studied at Camberwell College of Art and the Royal College of Art. His witty draughtsmanship has been seen on stamps and book illustrations including *Wind in the Willows*.

**MAGGIE CROSS** grew up in Hong Kong and is an expert in Chinese painting and calligraphy. Her third book on *The Art of Chinese Brush Painting* was published in 2011.

**DALE DEVEREUX BARKER** studied printmaking at the Slade School of Fine Art. His colourful work is exhibited internationally and he has undertaken large scale public art commissions.

**KATE DICKER** studied at Camberwell College of Art. She is an elected member of the Royal Society of Painter-Printmakers and the Society of Wood Engravers.

**JO DIXON** is a textile artist who studied at Winchester School of Art. She works in mixed media, drawing inspiration from travels in India and Africa, and the natural world.

**HUGH DUNFORD WOOD** trained at Ruskin School of Fine Art. He is an artist and printer extraordinaire – on fabric, paper and wallpaper.

**ANDREW FITCHETT** is a freelance illustrator, painter and portraitist. His work explores contemporary relationships with nature, drawing on location, then in oils.

**DEMIÁN FLORES** is a well-known Mexican artist. He works in a wide range of media exploring themes that include identity, territory, memory, and cultural intersections.



**CHRISTINE FORBES** is a painter and teacher who trained at Northbrook College, Sussex. She has recently exhibited at the Royal Academy Summer Exhibition.

**CHRIS FORSEY** trained as an illustrator and has painted, mainly landscapes, for the last 20 years. His exhilarating colour and surface has won him awards at Royal Institute of Painters exhibitions.

**JOHN T FREEMAN**, artist and etcher, studied at Bath Academy of Art, Corsham, and Chelsea and exhibits widely. His book *Portrait Drawing* was published in 2006.

**FELICITY GILL** is a figurative and portrait painter. She has appeared on BBC's *Star Portraits* and painted many prestigious portraits including Boris Johnson and Sir Henry Cecil for The Jockey Club.

**CHRISTOPHER GILVAN-CARTWRIGHT**'s work is dictated by a fascination for 'dreamworlds' as much as for the act of painting itself. He trained at Central Saint Martins, in Poland and Brighton.

**GARY GOODMAN** is an artist, poet and experienced teacher of drawing. He has exhibited extensively worldwide, his art work features in several books and his poetry is published in the UK and USA.

**HEATHER GRAY-NEWTON** is a studio member of Unity Arts Trust, and contemporary art group ARTEL. She has exhibited in the National Open Art Competition and won the Stride Open in 2010.

**FRANCES HATCH** studied painting and printmaking at Wimbledon School of Art. She works in response to time spent on location, using water based media and found materials.

**LESLEY HOLLANDS** is an experienced art teacher and watercolour painter. Her book *Painting your Garden – the English Garden in Oils and Watercolours* was published in 2010.

**MAZ JACKSON** has won international and national awards for her paintings, drawings and prints. Her work is exhibited and collected by private collectors, galleries and museums worldwide.

**DONG LI-BLACKWELL** studied in China, and MA Fine Art at Brighton University. She has won awards including 1st Prize, Royal Watercolour Society, 2012, and *The Best of 2013* collection, Saatchi Art.

**HAYLEY LOCK** trained in fine art textiles at Goldsmiths College. Her work incorporates collage, photography, digital manipulation and sculpture.

**SANDRINE MAUGY** is a member of the Society of Floral Painters and the Society of Botanical Artists. She writes articles for *Artists & Illustrators* and her book *Colours of Nature* was published in 2013.

**ROSIE MACCURACH** studied at Chelsea College of Art and the Princes School of Drawing. She works as a print designer and artist in fashion, film, illustration, and Artist in Residence at Great Dixter gardens.

**ALAN MCGOWAN** trained at Edinburgh School of Art and University of Northumbria. He has worked as an illustrator and now combines teaching with exhibiting internationally.

**EMILY MCLENNAN** studied Ceramics at Loughborough. She currently makes mixed media work and experiments with the use of light to form photograms.

**ROD NELSON** read architecture at King's College, Cambridge, and has been involved in design and woodcut printmaking for many years.

**TAKUMASA ONO** uses traditional Japanese ink painting techniques. His book *The Simple Art of Sumi-e* was published in 2005 and he has work in the Millennium Centre, Cardiff.

**FREYA POCKLINGTON** trained at Edinburgh College of Art and the University of the Arts. Her work is held in the V&A, British Museum and Royal Scottish Academy collections.

**GEORGE POPESCO** studied painting at Farnham School of Art and the Royal Academy Schools. He has exhibited in the National Portrait Gallery, the RA Summer Show and The Hyde Park Gallery.

**TRUDY REDFERN** studied Fine Art and combines this with her passion for horses and animals. In 2012 she was resident artist at Goodwood Racecourse and a prizewinner at the Annual Exhibition of Equestrian Artists.

**MAXINE RELTON** is a painter and printmaker who trained at Camberwell and the Slade School of Fine Art. She runs a gallery and is an elected Academician of the Royal West of England Academy.

**REBECCA SALTER** spent six years in Kyoto, Japan, learning traditional Japanese calligraphy and woodblock prints. She has published two books on Japanese printing.



Heather Gray-Newton

**JANE SAMPSON** is a master printmaker with over 20 years experience as a fine artist and commercial printer. She set up Inkspot Press an open access printmaking studio in Brighton.

**WILLIAM SAVAGE** is a figurative painter, self-taught and then trained at the Lavender Hill Studios. In 2013 his work was shown in the Saatchi Gallery's *Burning Bright*.

**RACHEL SIM** trained at Edinburgh School of Art and the Royal College of Art. She works as an image maker through illustration and printmaking and exhibits and sells her own work in the UK.

**JENNY TYSON** is an artist living and working in West Sussex. Influenced by her native Scottish landscape and its light, colour and texture, she trained at Central School in London.

**ADELE WAGSTAFF** studied at Newcastle University and the Slade School of Fine Art. She has exhibited at the National Portrait Gallery and her second book *Painting the Nude* is published in 2015.

**CAROLINE WENDLING** trained at the École Nationale Supérieure des Arts Décoratifs, France. She is an experienced printmaking teacher and ran Gainsborough's House Print Workshop for nine years.

**VALERIE WIFFEN** is a graduate of the Royal College of Art Painting School where she won the drawing prize. She has a portrait in the collection at the National Portrait Gallery.

**BRIDGET WOODS** specialises in watercolour painting, and exhibits and teaches internationally. Her most recent book *Expressive Watercolour Painting* was published in 2014.

# FOUNDATION DIPLOMA IN ART AND DESIGN

Please see page 56–58 for Taster Courses

Develop your portfolio of art and design skills. This extended course is designed to prepare students with an existing A-level or National Diploma to apply for entry onto an Art and Design related degree programme. If you have a first degree in any subject, completing the Foundation Diploma will enable you to apply to study on the Graduate Diploma in Visual Arts at West Dean.

“Taking the FDAD has been literally life changing for me. It has broadened my view in terms of what I am capable of, and given me the confidence to believe I have something to offer as an artist. The course has shown me that if this is the path I wish to take, then hard work and commitment are important ingredients.”

Martina Salvin, FDAD West Dean Graduate Diploma



Under the guidance and instruction of highly qualified, specialist tutors, you will develop a rich and varied portfolio of work, ensure that your portfolio reflects your areas of interest and talents, and focus on your future career aspirations.

The West Dean Foundation Diploma is awarded when you successfully complete 10 short courses and submit a final 2,000 word essay. The essay consists of a statement that demonstrates the link between your experiences on the course and your intended next steps.

The first short course is mandatory and establishes the ethos of the Diploma with a programme of drawing and exploration. This course is programmed three times a year. The cost is included in the FDAD £135 Diploma administration fee which includes two tutorials.

For the remaining nine courses it is compulsory to attend a minimum of three courses from the Art section of our programme. You will receive two tutorials by a senior tutor and you will have the opportunity to attend drawing days (at a cost of £30 per day) that are held every month. Your selected courses can be taken in any order but must normally be completed within a period of two years, including submitting the final essay.

#### FEES

The £135 Diploma administration fee, payable on acceptance, includes the introductory weekend course and the two tutorials. The minimum cost of nine non-residential weekend courses (excluding material and/or model charges) if booking online is £1,980. Accommodation for a weekend, including dinner and breakfast, is available from £99.

Thanks to the support of an individual donor, a FDAD bursary is available. Please apply if you are aged between 18 and 30 and you would like to complete the Foundation Diploma in Art and Design, but can't afford the full fee.

For further information on the Diploma and bursary contact Alison Baxter, Head of Creative Enterprise, West Dean College. Email [alison.baxter@westdean.org.uk](mailto:alison.baxter@westdean.org.uk) or call 01243 818262.



# BASKETMAKING, CHAIR SEATING AND WILLOW WORK

The revival of basketmaking, chair seating and willow work has been inspired by a desire to use sustainable materials. Join us to learn new skills, using tactile and sweet scented willow, rush or cane and other weaving materials, to make useful or sculptural items for the home or garden. Inspirational tutors explore age-old techniques drawn from around the world.



Joe Hogan

## Willow basketmaking – traditional to contemporary

Laying down a good border is fundamental to willow basketmaking. With this in mind, you will begin by making an Irish potato basket or skib. Explore choices about the underneath protective rim, and make a border with no obvious beginning or end. Branch out to make different functional or artistic-style baskets and extend your skills.

**JOE HOGAN**

May 13–17 Four Days £447  
Intermediate/Advanced 4D5376

## Willow work for the garden

Introduce structure into your garden by learning how to make a spiral or domed plant support, willow hurdle, large sphere or fan trellis. Discover weaving techniques and preparation of materials.

**DOMINIC PARRETTE**

June 8–11 Three Days £337  
Beginners/Intermediate 3D5426

## Willow basketmaking or chair seating in cane and rush

Experience three classic materials and learn a variety of basketmaking or chair seating techniques as you work on projects of your choice. Beginners are shown the basic skills while the more experienced build on their existing knowledge with help and support.

**MARY BUTCHER**

June 28–July 1 Three Days £339  
Suitable for all 3D5461

## Explore fibre art and basketry

Combine basket making, textile art and sculpture while working with a diverse range of plant fibres and basketry techniques. After covering, sourcing, harvesting plant fibres, and colour manipulation, the tutor will introduce you to traditional and experimental methods of making string and cordage for use with basketry looping, twining and braiding. Develop these to make individual sculptural or woven objects.

**TIM JOHNSON**

August 8–14 Summer School £711  
Including all dinners  
Suitable for all SS5534

## Willow basketmaking – influences from East Germany

Learn traditional willow basket weaving methods influenced by East Germany. These include invisible joins, a flat, thick wale for use on trays, rope weave to give a chunky siding, and follow-on borders adding to our UK repertoire. Make a range of versatile baskets to suit your own needs.

**MARY BUTCHER**

September 24–27 Long Weekend £337  
Suitable for all LW5614

## Sculptural willow for the garden

Discover the use and possibilities of willow for outdoor sculpture. The variety of basketry and random weave techniques taught will allow you to explore a range of three-dimensional shapes.

**DOMINIC PARRETTE**

October 7–9 Two Days £230  
Beginners/Intermediate 2D5649

# TUTORS

## BASKETMAKING, CHAIR SEATING AND WILLOW WORK

**MARY BUTCHER** is a basketmaker, exhibition curator, writer and teacher. She was awarded an MBE in 2012 and was a Crafts Skills Champion in 2013, in recognition of her work with the next generation of makers.

**JOE HOGAN** is renowned for his artistic baskets, alongside his functional work and engages with the process from growing to making. He has taught extensively, in his native Ireland and beyond.

**TIM JOHNSON** is an artist and innovative basketmaker and has had many exhibitions and residences in the UK and internationally. He has won awards for his baskets in Spain and Poland.

**DOMINIC PARRETTE** is a coppice craftsman and experienced basketmaker. He trained in Countryside Recreation, teaches many rural crafts and works with The Trugger, Herstmonceux.



# BOOKS, PAPER AND LETTERING

Please see page 56–58 for Taster Courses

Bookbinding and Paper  
Calligraphy and Lettercutting

22  
23

As the rise of digital media takes over many areas of our lives, more and more of us are enjoying the hands on processes and artistic possibilities found in binding your own books, learning calligraphy, lettering and using paper creatively. Enjoy learning traditional skills in a contemporary context using a wide variety of materials and techniques.

## Bookbinding and Paper

Creative paper laminating, embossing and folding techniques **NEW**

Utilising the versatile, malleable and sculptural qualities of paper; learn to create sheets of paper using laminating and embossing techniques. The resulting papers are suitable for three-dimensional artworks and for artists books. You will make a layered paper sculpture and simple book structures.

**TRACEY BUSH**

May 7–10 Long Weekend £327

Suitable for all LW5365

Fold, Cut, Reveal – make a unique artists book **NEW**

Using a range of interesting book structures combined with imaginative simple mark-making techniques, this course introduces you to artists' books. Make and explore ideas through the book form, culminating in your own unique handmade books.

**CLARE BRYAN**

May 22–25 Long Weekend £347

Beginners LW5392

Making vessels from pulp paper **NEW**

Explore the beauty of recycled and old paper. Learn techniques for shaping paper pulp to form your own decorative objects like vases, bowls or other sculptural pieces. Develop your own design using found objects as moulds and adding pigment to colour your pieces.

**DEBBIE WIJSKAMP**

May 22–25 Long Weekend £377

Beginners/Intermediate LW5393

Hand marbling on paper

Experience every stage of the hand marbling process, from preparing watercolour gouache, to producing samples of standard patterns. Create unique prints from numerous pigment dye recipes and original ideas.

**JEMMA LEWIS**

June 12–14 Weekend £245

Beginners/Intermediate WE5429



Letterpress and relief printmaking

Please see page 17 for further information.

**SARAH BRYAN**

July 25–31 Summer School £730

Including all dinners

Suitable for all SS5509

Castles, palaces and forests – make a carousel pop up book **NEW**

Delve into the magical world of traditional stories and make a four spread pop-up book that opens to 360 degrees. Several different 19th century paper-engineering techniques are used as you explore methods used by innovative present-day paper engineers.

**PAUL JOHNSON**

September 21–24 Three Days £332

Suitable for all 3D5613

Make a pocketbook with wooden boards **NEW**

Using a book you have made yourself is a satisfying experience. Make a substantial pocketbook bound in wooden boards using a contemporary take on a traditional method. Various book fastenings and making of containers will also be explored.

**SUSAN HUFTON**

September 24–27 Long Weekend £337

Suitable for all LW5615

Bookbinding for all

Discover the fascinating craft of bookbinding. Beginners learn every stage of making a notebook, from folding the paper into sections, to gluing and case-making. Progress to a project such as the repair of a personal book. More experienced binders may renovate their own cloth or leather-bound books.

**JOHN ROBINSON**

October 4–9 Five Days £522

Suitable for all 5D5644



Debbie Wijskamp





Tracey Bush

## Calligraphy and Lettercutting

### Gilding and painting an illuminated miniature

Create your own medieval miniature with raised and burnished gold as you learn the traditional techniques of illumination. The focus will be on laying the gold leaf and painting your design using special layering techniques on a pre-prepared vellum board.

**SALLY-MAE JOSEPH**

May 14–17 Long Weekend £354

Suitable for all LW5377

### Writing with quills on vellum and paper

Experience traditional calligraphic writing with a quill on vellum and good papers. After trying out the inks and paints used, you can produce a small piece of work. Methods for curing and cutting quills and preparing vellum, are also explored.

**SUSAN HUFTON**

May 25–28 Three Days £352

Suitable for all 3D5397

### Calligraphy for beginners

Learn the basics of practical calligraphy using a broad-edged nib, as you gain an understanding of good formal writing using a basic script. Practise your new skills on short quotations with practical exercises and guidance on introducing colour.

**GAYNOR GOFFE**

July 10–12 Weekend £220

Beginners WE5483

### Letter carve a wooden bowl

Please see page 53 for further information.

**GARY BREEZE**

July 16–19 Long Weekend £337

Intermediate/Advanced LW5493

### Expressive calligraphy – text, colour and layout

Find different ways to convey the meaning of your text through layout, script, colour and scale. Through a series of exercises, explore possibilities and work towards a finished piece of calligraphy.

**CHERRELL AVERY**

August 25–28 Three Days £322

Intermediate 3D5553

### Creative calligraphy

Develop the creative potential of calligraphy using a broad-edged nib and colour. Beginners learn how to inscribe a traditional script, whilst those with some experience can improve their skills and broaden their lettering repertoire.

**CHERRELL AVERY**

September 25–27 Weekend £220

Beginner/Intermediate WE5617

### Calligraphy – all things italic

Italic is one of the most useful, versatile and enjoyable scripts for calligraphers. Depending on experience, study basic italic, flourish design, contemporary italic variations, and italic capitals under the guidance of an experienced tutor.

**GAYNOR GOFFE**

October 4–7 Three Days £322

Suitable for all 3D5639

### Lettercutting in stone and slate

Expand your skills in carving letters with a mallet and chisel. Beginners are introduced to the techniques of 'V' cutting to gain confidence. More experienced carvers refine and improve carving techniques whilst studying letter forms.

**TOM PERKINS**

October 8–11 Long Weekend £322

Suitable for all LW5651

### Hand embroidery – writing with a needle **NEW**

Please see page 45 for further information.

**ROSALIND WYATT**

October 29–November 1 Long Weekend £332

Intermediate/Advanced LW5702

# TUTORS

## BOOKS, PAPER AND LETTERING

**CHERRELL AVERY** is a professional calligrapher. She is a Fellow of The Calligraphy & Lettering Arts Society and The Society of Scribes and Illuminators.

**GARY BREEZE** trained at Norwich School of Art, before working as assistant to carver Richard Kindersley. He set up his own practice as a letter carver in wood and stone in 1993.

**CLARE BRYAN** trained in book arts. A member of artist collective 'FOLD', she teaches regularly and has work in many collections including the Government Art Collection.

**TRACEY BUSH** is an artist who works with paper. Her work features in many collections including the Tate Gallery Library and the Yale Centre for British Art.

**GAYNOR GOFFE** studied calligraphy at Reigate School of Art and combines teaching with exhibiting. Commissions include a frieze for Norwich Castle Museum and a panel for the Crafts Council.

**SUSAN HUFTON** studied at Roehampton University, and has worked professionally with calligraphy and lettering since 1986. Her commissions include work as a scribe of the St John's Bible.

**PAUL JOHNSON** has an international reputation for his work in book arts education. In 2013 he won first prize in the Society of International Bookbinding Competition.

**SALLY-MAE JOSEPH** is a calligrapher and illuminator. A Fellow of the Society of Scribes and Illuminators, her commissions include work on the St John's Bible.

**JEMMA LEWIS** is England's newest marbled paper artist. She was taught by the legendary Ann Muir and now produces her own range of beautiful and consistent papers.

**TOM PERKINS** is a designer-craftsman in stone and slate. Commissions include a plaque for the Crafts Study Centre, Farnham. He is author of *The Art of Letter Carving in Stone*.

**JOHN ROBINSON** is a self-employed bookbinder and a winner of the Society of Bookbinders' competition for a restored or conserved binding.

**DEBBIE WIJSKAMP** is a Dutch artist-designer, making objects for interiors, from mainly recycled paper pulp. Her innovative work is exhibited in the UK and Europe.

Whether you have a window box, a garden full of flowers, or an allotment, more and more of you are choosing to experiment with planting flowers, nurturing seeds, and growing your own food to eat. Enjoy unlimited access to our award-winning gardens and be inspired by garden design, growing, planting and more.

## Garden Lectures

Garden Lectures (GL) include entry to the gardens and lunch.

### The vegetable patch – doing it differently **NEW**

Mark and Lia return by popular demand to present this lively lecture focusing on edible garden inspiration. Mark will use examples from his latest book *The New Kitchen Garden*, spring 2015, and Lia will use examples from her book *My Tiny Veg Patch*, June 2015. Together they will cover big ideas, small ideas and look at 'transformers', big flavour plants that make meals more exciting. They will once again delight with their herby cocktails.

**MARK DIACONO AND LIA LEENDERZ**  
June 6 Garden Lecture 9.45am–3pm £71  
Suitable for all GL5420

### Beauty and plenty – the glory of the walled kitchen garden **NEW**

Celebrate what makes walled kitchen gardens so special. Garden writer Ambra Edwards will give historical overview of walled kitchen gardens. Jim Buckland and Sarah Wain will talk about how they have reinstated West Dean Gardens, one of the most celebrated kitchen gardens in the country. Tom Coward, Head Gardener at Gravetye Manor in Sussex, will talk about the restoration of the magnificent kitchen gardens, once the home of William Robinson, and now supplying the award-winning hotel.

**AMBRA EDWARDS, JIM BUCKLAND, SARAH WAIN AND TOM COWARD**  
June 7 Garden Lecture 9.45am–3pm £71  
Suitable for all GL5707

### Old plants, new plants – how to select the very best of both for your garden **NEW**

Graham Gough from Marchants Hardy Plants Nursery will guide you through his favourite plants. Graham has a wealth of experience growing plants for his nursery and has travelled all over the world to collect exciting specimens. The lecture will be filled with desirable plants, a large quantity of good humour and heaps of invaluable advice.

**GRAHAM GOUGH**  
October 24 Garden Lecture 2–3.30pm £25  
Suitable for all GL5708



## Seasonal series for new gardeners

This new seasonal series can be taken individually or as a group. They are designed for those who are new to gardening and want to find out the best way of setting up and managing the fruit and vegetable garden.

### Grow your own fruit and vegetables – spring **NEW**

Be guided through the basics of setting up the spring garden for a productive summer. Rosie uses a mixture of hands-on demos as well as classroom-based lectures. The day will include seed sowing techniques, raising plants, crop protection and planning the plot.

**ROSIE YEOMANS**  
May 2 One Day £129  
Beginners/Intermediate ID5358

### Grow your own fruit and vegetables – summer **NEW**

This informative day will cover watering, training, weeding, summer pruning, pest and disease identification and control, and harvesting. Enjoy a mixture of hands-on practical demos and classroom-based lectures.

**ROSIE YEOMANS**  
June 20 One Day £129  
Beginners/Intermediate ID5446

### Preparing the garden for autumn and winter **NEW**

Carrying out specific garden tasks during the quieter autumn and winter months gives you more room to manoeuvre when spring sets in. Identify autumnal garden tasks and master their techniques through hands on demonstrations and clear explanations of the underlying principles.

**STEPHEN SMITH**  
September 26 One Day £129  
Beginners/Intermediate ID5703

### Grow your own fruit and vegetables – autumn **NEW**

As the vegetable garden begins to wind down there is still plenty to do. Discover the importance of soil preparation, winter crop sowing, buying seeds for the spring and planting and pruning fruit. There will be a mixture of hands-on practical demos and classroom-based lectures.

**ROSIE YEOMANS**  
October 17 One Day £129  
Beginners/Intermediate ID5646



## Garden Courses

### Willow work for the garden

Please see page 21 for further information.

**DOMINIC PARRETTE**

June 8–11 Three Days £337

Beginners/Intermediate ID5426

### Digital photography – capturing colour in the garden **NEW**

Please see page 36 for further information.

**JACQUI HURST**

June 12–14 Weekend £230

Beginners/Intermediate WE5431

### Revamping tired garden borders

Refresh your ideas and improve your garden as you learn how to revamp an old border. Perhaps it's full of perennial weeds, large clumps of bully-boy perennials or has areas where shrubs and trees have turned a once-sunny border into a shady one.

**SALLY GREGSON**

June 13 One Day £109

Beginners/Intermediate ID5435

### All about hydrangeas **NEW**

Join specialist hydrangea nursery owner Sally Gregson on a day devoted to these fashionable late summer beauties. Learn about different species, their likes, dislikes, and chameleon colours. The day will finish with a propagation session and everyone will take away a pot of cuttings.

**SALLY GREGSON**

June 14 One Day £129

Beginners/Intermediate ID5436

### Garden mosaics – pebbles, marble and treasures

Please see page 27 for further information.

**HILARY SHAND**

August 28–31 Long Weekend £322

Suitable for all LW5559

### Summer propagation – plants for free

Increase your plant stock using simple methods of propagation. During this hands-on day try methods including division, root cuttings, soft and hardwood cuttings, seed collection and treatments – all valuable techniques for you to apply to your own garden.

**SALLY GREGSON**

September 6 One Day £130

Beginners/Intermediate ID5706

### Church and event flowers

Learn how professional florists create church and event arrangements, selecting suitable flowers and foliage and conditioning and storing them. Find out how to set up bases and everything you need to know about creating stunning floral designs to decorate large spaces for maximum impact.

**SUE HINGSTON**

September 13 One Day £141

Beginners/Intermediate ID5586

### Garden design

Learn how to transform your ideas into a garden plan using exercises to explore the design process.

**JULIET SARGEANT**

October 7 One Day £109

Beginners/Intermediate ID5647

### Sculptural willow for the garden

Please see page 21 for further information.

**DOMINIC PARRETTE**

October 7–9 Two Days £230

Beginners/Intermediate ID5649

### The small garden

Following her experiences in BBC television series *Small Town Gardens*, Annie Guilfoyle focuses on designing and maintaining interest in a small site while avoiding overfilling the space. You will be able to work on your own designs.

**ANNIE GUILFOYLE**

October 31 One Day £109

Suitable for all ID5704



# TUTORS

## GARDENING

**JIM BUCKLAND** is the Gardens Manager at West Dean. An honours graduate from Kew, he has managed public and private gardens and is a regular contributor to magazines.

**TOM COWARD** is Head Gardener at Gravetye Manor. He studied at Pershore College and The Royal Botanical Gardens, Kew and previously worked at Great Dixter.

**MARK DIACONO** owns Otter Farm, Devon; the first climate change farm in the UK. He writes, grows, cooks, lectures and photographs, combining these in his award-winning books. He works as an advisor with River Cottage Farm.

**AMBRA EDWARDS** studied garden history at Birkbeck College, London. An award-winning writer, twice named the *Garden Media Guild's Journalist of the Year*, she writes for the *Telegraph*, *Guardian* and *Gardens Illustrated*.

**GRAHAM GOUGH** is owner of the highly acclaimed nursery Marchants Hardy Plants. He lectures worldwide and is in demand as a consultant and designer.

**SALLY GREGSON** has run her nursery, Mill Cottage Plants for 20 years. She lectures internationally and has written two books – *Practical Propagation* and *Ornamental Vegetable Gardening*.

**ANNIE GUILFOYLE** has a degree in Garden Design and combines lecturing with professional practice. Her work featured in BBC series *Small Town Gardens*.

**SUE HINGSTON** is a professional florist who has taught at the international McQueens Flower School and has led teams of florists to produce flowers for events in London and internationally.

**LIA LEENDERTZ** is the author of nine gardening books and regularly writes for the *Guardian*, *Telegraph* and *The Garden*. She has an allotment and a garden in Bristol.

**JULIET SARGEANT** is a garden designer at RHS Garden Wisley. She is joint author of *A New Naturalism* and is Chair of The Society of Garden Designers.

**STEPHEN SMITH** is a horticulturalist and landscape historian. He works as a freelance consultant specialising in historic landscapes and horticultural training.

**SARAH WAIN** trained in Australia and then worked at the Royal Botanic Gardens, Kew. She is Gardens Supervisor at West Dean.

**ROSIE YEOMANS M.HORT** is a lecturer, consultant and broadcaster. She writes for *Gardeners' World Magazine*, is a guest panelist on BBC Radio 4's *Gardeners' Question Time* and garden expert for Radio Solent.

Endlessly fascinating, always beautiful, join our glass experts to explore materials and processes, and light and juxtaposition of colour. Create unique, original mosaics as you develop an affinity for the colour, tone and texture that can be achieved working with stone, glass, marble and pebbles.

## Glass

### Glass engraving for beginners and improvers

Experiment with drawing or lettering on glass as you are introduced to the techniques of drill and hand engraving. Improvers work on their own projects.

**TRACEY SHEPPARD**

May 8–10 Weekend £220

Beginners/Intermediate WE5368

### Stained glass for beginners

Learn the art of stained glass as you design and create your own 25cm square glass panel. Each process is covered – glass selection, cutting, leading, soldering, cementing and finishing.

**CAROLE GRAY**

May 15–17 Weekend £230

Beginners WE5379

### Making glass beads – an introduction

Discover the possibilities of glass bead design. Use a torch flame to create coloured beads and learn how to apply decorative effects such as frits, canes, stringers, dots and metal leaf.

**BARBARA MASON**

June 5–7 Weekend £283

Beginners WE5413

### Making kiln-formed and sandblasted relief glass **NEW**

Explore the medium of kiln-formed glass, adding texture by imprinting found objects including leaves, stones, or feathers to make a window or wall hanging. Translate the beauty of nature into your design and experiment with sandblasting to accentuate the relief.

**ALINE JOHNSON**

June 21–24 Three Days £377

Suitable for all 3D5450

### Making fused glass jewellery

Make individual and unusual jewellery by learning to cut and assemble Bullseye and dichroic glass for fusing in a kiln. Create round, uncut gems or cabochons, then mount them onto silver findings.

**KATRINA BEATTIE**

July 10–12 Weekend £268

Suitable for all WE5466

### The wonders of warm glass **NEW**

Learn new techniques every day as you explore the wonders of warm glass. You are shown how to cut straight and curved lines, how to slump and create texture, and produce many sample pieces through experimentation. How to load and unload the kiln and the firing cycle is explained. You will design and make several glass pieces that could include bowls, panels and tiles, as well as many experimental sample pieces.

**ALEX POWELL**

August 8–14 Summer School £775

Including all dinners

Suitable for all SS5529

### Glass engraving – decorative lettering

Drawing inspiration from early manuscripts, focus on creating strong, well-designed letters and experiment with ways of decorating them.

**TRACEY SHEPPARD**

August 21–23 Weekend £220

Intermediate/Advanced WE5542

### Making glass beads – an introduction

Please see WE5413 above for more information.

**BARBARA MASON**

September 18–20 Weekend £283

Beginners WE5602



### Pictorial glass techniques **NEW**

Create imagery on glass using a variety of glass powder techniques. Drawing inspiration from photographs, artwork and found images, explore and experiment with line, colour, repeated imagery, pattern, texture, and collage, making several glass panels and tiles.

**KATRINA BEATTIE**

September 28–October 1 Three Days £377

Suitable for all 3D5625

### An introduction to stained glass – colour, line and light

Harness the beauty of coloured light through the medium of stained glass by combining graphic lead lines with translucent colour. You will be encouraged to develop your own design and complete a panel of stained glass using both ancient and contemporary techniques.

**HELEN ROBINSON**

October 1–4 Long Weekend £322

Suitable for all LW5630

### Intricate surfaces – colour and texture with kiln-formed glass

Explore the magic of creating texture and low relief designs in glass. Make a range of colourful glass nuggets as you are introduced to glass cutting, slumping, kiln processes and fusing with confetti, frits and glass inclusions.

**ALEX POWELL**

October 16–18 Weekend £274

Beginners WE5672



Aline Johnson



## Mosaics

### Mosaics for beginners and improvers

Develop your creativity in mosaic design using different ceramic and glass tiles. You'll learn techniques for laying, grouting and cutting tiles into tesserae.

**MARTIN CHEEK**

April 30–May 3 Long Weekend £322  
Beginners/Intermediate LW5306

### Mosaics for beginners and improvers

Please see LW5306 above for more information.

**MARTIN CHEEK**

June 5–7 Weekend £220  
Beginners/Intermediate WE5414

### Mosaics – the principles of making

Advance your skills in planning, drawing and designing a mosaic project. Support on creating your own brief, sourcing materials, ideas and designs, will be offered throughout the making process and guidance is given on colour, texture and light.

**EMMA BIGGS**

July 19–24 Five Days £514  
Intermediate/Advanced 5D5503

### Mosaic intensive – developing artistic expression

Explore new ways to think about your work and reach the next level. Subjects covered include: working with texture, scale, flow and spacing, cutting and laying styles and mixed materials and using cement-based adhesive. You will work on your own project with individual attention and lots of group discussions and lectures.

**SONIA KING**

July 19–24 Five Days £524  
Intermediate/Advanced 5D5504



Martin Cheek

“

Excellent tutor and instruction in a small teaching group. ”

Fiona Sakol, Mosaics for the garden

### Design and make mosaics

Start the process of making by discussing and selecting a theme, learn the planning stages of a project and then select materials for your mosaic. Consider colour, texture and light throughout the making process, using a variety of different techniques. The course includes a lecture on 20th century mosaic design.

**EMMA BIGGS**

July 25–31 Summer School £675  
Including all dinners  
Suitable for all SS5510

### Garden mosaics – pebbles, marble and treasures

Create mosaics using a mixture of hand cut marble, pebbles, slate and your own treasures. Explore two setting methods and develop design ideas to make a square and a round mosaic for your garden.

**HILARY SHAND**

August 28–31 Long Weekend £322  
Suitable for all LW5559

### Mosaics for beginners and improvers

Please see LW5306 above for more information.

**MARTIN CHEEK**

October 9–11 Weekend £220  
Beginners/Intermediate WE5657

# TUTORS

## GLASS AND MOSAICS



**KATRINA BEATTIE** trained in glass at Farnham and specialises in both kiln-formed techniques and glass blowing. She makes jewellery, dishes, vases and paperweights.

**EMMA BIGGS** set up London's Mosaic Workshop in 1987. She has been working on the project *Made in England*, recording the history of the ceramic industry.

**MARTIN CHEEK** has been making mosaics since 1985. Working to commission and exhibiting across the country, he is an experienced teacher.

**CAROLE GRAY** trained in three-dimensional design at Middlesex University. She is a member of the Contemporary Glass Society and the British Society of Master Glass Painters.

**ALINE JOHNSON** is a designer-maker working in glass for interiors specialising in chandeliers and tableware. She trained in Holland and at Central Saint Martins.

**SONIA KING** is a member and past President of the Society of American Mosaic Artists and author of *Mosaic Techniques & Traditions*. She exhibits around the world.

**BARBARA MASON** has made lamp work glass beads since 1997, having studied with several American glass bead artists during this time.

**ALEX POWELL** studied History of Art at the Courtauld Institute and Glass at Central Saint Martins. She takes commissions for architectural pieces and sells through exhibitions.

**HELEN ROBINSON** trained at Central Saint Martins and has designed many windows. She is an Associate of the British Society of Master Glass Painters.

**HILARY SHAND** trained as a painter at Bath Academy of Art and studied marble and stone mosaics in Ravenna, Italy. She specialises in garden work and exhibits frequently.

**TRACEY SHEPPARD** is a fellow of the Guild of Glass Engravers. Commissions include doors for Portsmouth Cathedral and the Royal Navy Dockyard.

Enjoy creative expression through the use of practical techniques in our jewellery and enamelling courses, suitable for complete beginners to advanced practitioners.



Linda Lewin

## Enamelling

### Glorious colour with vitreous enamel **NEW**

Discover a personal colour palette as you learn how to apply both transparent and opaque enamels to achieve lasting colour and imagery on your jewellery. Explore a range of different techniques including texturing metal, the inclusion of wire, metal foils and layering colours.

**JOAN MACKARELL**

May 28–31 Long Weekend £322

Suitable for all LW5401

### Enamelling – traditional and contemporary techniques

Experiment with pushing enamel beyond the traditional aesthetic by combining different vitreous enamel techniques. Areas covered include drawing with wire, etching, sgraffito using wet process enamel and using rubber stamps and ceramic transfers, to achieve different finishes and surface textures. Gain the confidence to use this exciting material to make highly individual pieces of jewellery or silver.

**JOAN MACKARELL**

July 25–31 **Summer School** £675

Including all dinners

Suitable for all SS5511

### Enamelling for beginners

Discover the alchemy of enamelling by first practising on copper; then progress to simple silver jewellery. Learn how to translate colour and texture ideas, and the techniques of using fine wires and metal leaf.

**SHEILA R MCDONALD**

August 14–16 Weekend £246

Beginners WE5535

### Enamelling copper bowls

Explore the beauty of fired enamels. Beginners learn basic techniques and create simple, attractive bowls while experienced enamellers develop more elaborate designs by carving through layers of enamel to reveal the colours below. Design and technical advice will be on hand.

**PAT JOHNSON**

September 13–18 Five Days £514

Suitable for all 5D5592

### Enamel for beginners **NEW**

Learn the versatile art of enamelling onto copper and silver. Discover a number of techniques on copper and then develop ideas working with silver to create a finished piece of jewellery.

**PENNY DAVIS**

October 2–4 Weekend £235

Beginners WE5633

### A dialogue with enamel – exploring process

Focus on the techniques of champlevé, basse taille and cloisonné on silver, and explore ways of mixing, layering and juxtaposing colour. Aimed at enamellers with experience who wish to extend their current practice, you can also choose to make a small silver and enamel dish using etching, hammering and stamping to add texture and detail.

**JANE SHORT**

October 26–30 Four Days £417

Intermediate/Advanced 4D5697

## Jewellery

### Polymer clay jewellery – extrusions galore

Discover exciting ways of making polymer clay jewellery using an extruder tool. Explore many design possibilities and expand your personal repertoire of shapes and colours as you cut, twist, stack, wrap and slice.

**CAROL BLACKBURN**

April 30–May 3 Long Weekend £348

Suitable for all LW5353





Joan Mackarell

### Contemporary and traditional bead threading

Learn the art of bead jewellery to a professional standard. After familiarisation with tools and threading techniques, make a range of necklaces which may include antique and semi-precious beads.

**PENNY DAVIS**

May 11–13 Two Days £228

Suitable for all 2D5374

### Making jewellery in silver

Explore ideas for a piece of jewellery in silver and be guided through the designing and making process. Begin by communicating your concept in simple drawings, then with one-to-one tuition you'll learn a range of techniques in general fabrication, surface decoration (including roller-printing and etching) and finishing.

**SARAH MACRAE**

May 17–22 Five Days £514

Suitable for all 5D5385

### Colourful beadwork jewellery **NEW**

Page see page 44 for further information.

**MARILYN PHIPPS**

May 28–30 Long Weekend £322

Beginner/Intermediate LW5403

### Jewellery from found materials – design on the edge

Explore a wide range of concepts applicable to personal adornment and to the narrative object, working with traditional and alternative materials. Discover methods for selecting, integrating and assembling elements within a limitless range of materials, including silver, copper, wire, recycled materials and found objects.

**ROBERT EBENDORF**

May 31–June 5 Five Days £530

Intermediate/Advanced 5D5410

### Making glass beads – an introduction

Please see page 26 for further information.

**BARBARA MASON**

June 5–7 Weekend £283

Beginners WE5413

### Fold forming for jewellery and silversmithing **NEW**

Create fast and effective three-dimensional forms and decorative surface patterns for sheet metal by fold forming. Explore how metal moves under pressure on both small and larger scale projects.

**LINDA LEWIN**

June 12–14 Weekend £220

Suitable for all WE5430

### Granulation in jewellery making **NEW**

Learn the rules of classic granulation working with silver and 22ct. gold as you discover how to make granules in different sizes. Improve your general jewellery skills by perfecting this ancient decorative technique, fusing the tiny beads into patterns and three-dimensional forms.

**LINDA LEWIN**

June 14–17 Three Days £364

Intermediate/Advanced 3D5437

### Making fused glass jewellery

Please see page 26 for further information.

**KATRINA BEATTIE**

July 10–12 Weekend £268

Suitable for all WE5466

### Traditional and contemporary stone setting

Broaden your understanding and skills in stone setting through an exploration of the techniques used for bezel, crown, bead/grain and flush settings. Practise with inexpensive stones and learn to make basic tools and to use the pendant motor and burs.

**PENNY DAVIS**

July 17–20 Long Weekend £322

Intermediate/Advanced LW5498

### Create your own jewellery – an individual approach

Develop a personal vocabulary of ideas for your jewellery making whilst gaining making skills and learning new techniques relevant to your projects. The week begins with a short, structured project and then fabricating, decorating and joining will be demonstrated. You are encouraged to incorporate other materials in your jewellery – exotic hardwoods, shells, and found objects.

**SARAH MACRAE**

August 8–14 Summer School £675

Including all dinners

Suitable for all SS5530

### Making jewellery using mixed metals and stones

Explore the effects created by combining different metals in one piece of jewellery and learn basic stone-setting techniques. Develop an awareness of design issues arising from combining materials and learn how to plan your work to overcome these.

**DAPHNE KRINOS**

August 21–24 Long Weekend £322

Intermediate LW5546

### Vintage jewellery: remake and upcycle

Reshape old pieces of silver and gold jewellery, combine them with re-threaded antique beads and make striking new pieces to wear. Learn useful wirework techniques to help your upcycling.

**SARAH DREW**

September 18–20 Weekend £248

Suitable for all WE5603



# JEWELLERY AND ENAMELLING

Enamelling  
Jewellery

28  
28–30

## Making glass beads – an introduction

Please see page 26 for further information.

**BARBARA MASON**

September 18–20 Weekend £283

Beginners WE5602

## Twisted wire rings and bracelets

Create a variety of interesting twisted wires using simple techniques to make into jewellery. Discover how to shape copper wire using draw plates, hand drills, swage blocks and rolling mills.

**BELINDA HAGER**

September 25–27 Weekend £225

Suitable for all WE5618

## Anticlastic raising and fold forming

With an emphasis on experimentation, explore the potential of these fascinating techniques to create three-dimensional shapes in metal. Using sheet gilding metals for practical exercises, develop an understanding of the possibilities of controlled anticlastic raising (convex and concave shaping) and freer fold forming.

**BEAULAGH CHAPMAN-BROOKS**

September 27–October 1 Four Days £451

Beginners/Intermediate 4D5622

## Fastenings and findings for jewellery

Investigate a wide range of fastenings and findings, then learn how to integrate them into your designs to make them part of your work, rather than a functional afterthought. Gain individual advice on your ideas and projects.

**SARAH MACRAE**

October 15–18 Long Weekend £322

Intermediate/Advanced LW5666



Daphne Krinos



Sophie Simone Cortina

## Inspired by Mexico – make resin jewellery **NEW**

Be inspired by the colours, textiles, plants and artefacts of Mexico to make cast resin jewellery. Explore different shapes and forms that can be cast in resin, first by carving plaster, then learning how to make a rubber mould and the methods for casting resin, to create stunning individual pieces of jewellery.

**SOPHIE SIMONE CORTINA**

October 18–23 Five Days £564

Suitable for all 5D5678

## Ring-linking with stones and beads for jewellery

Create an individual piece of jewellery as you master the techniques of chain mail or ring-linking, using semi-precious stones or beads to add colour, pattern and detail.

**ALISON EVANS**

October 23–26 Long Weekend £322

Suitable for all LW5691

Regular one day courses in silversmithing with **JOHN NORGATE** and jewellery with **SARAH MACRAE** take place throughout the year. These are suitable for makers of all levels. Please check our website or contact the Bookings Office for dates and further details (01243 818300).

A large selection of glass bead making and fused glass jewellery courses can be found in the Glass section on page 26.

## MAKE YOUR OWN WEDDING RINGS

With this ring, I thee wed... what could be more romantic than giving and receiving rings you have made for each other. You can either re-use jewellery or metal that you already have or use bought metal. On this one day course you are guided by the tutor in the processes of casting, wire drawing, forming, soldering, filing, finishing and polishing to produce wedding rings that are individual and eternally yours. Please email [bookingsoffice@westdean.org.uk](mailto:bookingsoffice@westdean.org.uk)

Hallmarking and engraving are available on request.



# TUTORS

## JEWELLERY AND ENAMELLING



**CAROL BLACKBURN** works with polymer clay and is a member of the British and American Polymer Clay Guilds. She studied textiles at Manchester and the Royal College of Art.

**BEAULAGH CHAPMAN-BROOKS** trained at the Royal College of Art and specialised in anticlastic raising. Until recently she taught at London Metropolitan and makes silverware and jewellery.

**SOPHIE SIMONE CORTINA**, a jewellery designer from Mexico City, works with silver, gold, antique fabrics, precious stones and resin, collecting ideas and materials from her travels around the world.

**PENNY DAVIS** trained at Sheffield Hallam University and works for the trade as well as producing her own work. She is an experienced maker who constructs, enamels and threads beads.

**SARAH DREW** runs a business making jewellery and accessories from recycled antique beads and beach finds. In 2003 she had two books published, *Wild Jewellery* and *Hair Accessories*.

**ROBERT EBENDORF** is known internationally for his use of unusual materials and willingness to share his techniques and ideas. His work is in many museum and gallery collections.

**ALISON EVANS** is well known for her exquisite jewellery based around the techniques of chain mail. She trained at Portsmouth and exhibits her work in London and internationally.

**BELINDA HAGER** trained as a jeweller in New Zealand and England and ran a successful jewellery gallery in New Zealand. She now teaches on the Conservation of Metalwork programme at West Dean.

**PAT JOHNSON** is an artist-enameller and writer on enamelling. She undertakes large-scale work, bowls and pictures. Commissions include murals for the Peabody Trust.

**DAPHNE KRINOS** trained at Middlesex University. Her distinctive jewellery using precious metals and stones is featured in many exhibitions in the UK and abroad.

**LINDA LEWIN** trained at Sheffield Hallam University and has 30 years' experience as a jeweller. Her work can be seen at the National Museum of Scotland and other major galleries.

**JOAN MACKARELL** is an enameller and maker of smallwork and jewellery. She has taught at London Metropolitan University and is a founder member of the British Society of Enamellers.

**SARAH MACRAE**, a jeweller and teacher, trained at the University of Brighton. She is author of *Designing and Making Jewellery* and exhibits regularly with the Designer Jewellers Group.

**SHEILA R MCDONALD** is a graduate of Glasgow School of Art and the Royal College of Art. She works as a freelance jeweller and enameller, undertakes commissions and exhibits widely.

**JANE SHORT** trained at Central and the Royal College of Art and specialises in work that combines engraving with enamel. She has work in many collections, including the V&A Museum.



Belinda Hager

Blacksmithing, silversmithing, metalworking, we cover it all. From the basics to the complex, our expert tutors will help you develop the practical skills you need to make vessels, gates, sculptures, candlesticks and much more.



## Blacksmithing and Metalworking

### Bold metalwork for the garden

Make real or surreal jungle flora and fauna from metal for your garden or home. Using bold copper forms and bright aluminium explore the sculptural elements of leaves, vines and flowers.

**MIKE SAVAGE**

June 19–21 Weekend £270

Suitable for all WE5445

### Designing and forging metal candlesticks **NEW**

Explore a range of forging techniques in the creation of small candlesticks. Consider design and function as you learn how to manipulate metal using basic hand forging, the power hammer and fire-welding.

**JAMES PRICE**

July 10–12 Weekend £266

Suitable for all WE5484

### Sculpting in metals

Make a three-dimensional object in metal and learn skills required, from developing the concept to finishing the surface. Begin with research sketches as you explore ideas and make a model. Then choose the appropriate metal – copper, steel or aluminium – and learn metalworking techniques as well as colouring and finishing.

**MIKE SAVAGE**

July 25–31 Summer School £757

Including all dinners

Suitable for all SS5512

### Basic blacksmithing

Using mild steel become familiar with the basic skills of the blacksmith to develop and realise successful objects and designs.

**ANDREW SMITH**

August 28–31 Long Weekend £391

Beginners LW5560

### Sculpture from scrap

Take on your own scrapheap challenge and create a sculpture from found metal objects assembled with blacksmithing techniques. You visit a local scrapyards and then learn basic forging and joining processes. Next consider and respond to the design possibilities of your chosen recycled pieces, making a sculpture for your house or garden.

**PETER PARKINSON**

October 4–8 Four Days £475

Suitable for all 4D5642

### Metal birds and bugs – making outdoor sculptures

Make a sculptural insect, reptile, fish or bird for your garden or pond from sheet metal and recycled materials. Develop your design idea as you explore techniques including cutting, heating and cooling, forming and shaping.

**MIKE SAVAGE**

October 16–18 Weekend £262

Suitable for all WE5673

## Creative blacksmithing projects

Work creatively in our Forge to undertake individual projects whilst learning and extending your skills. In this active and energetic course, you can develop your own ideas and work towards completing your project. Bring outline ideas for discussion.

**ANDREW SMITH**

October 23–26 Long Weekend £391

Suitable for all LW5687

## Silversmithing

### Silversmithing for beginners – spoons and bowls

A magical journey awaits those new to silversmithing. Get to grips with the basic craftsmanship of forging, blocking, planishing, soldering and annealing to complete your own silver spoon and small bowl.

**HOWARD FENN**

May 1–3 Weekend £270

Beginners WE5355

### Push, slide, flip and squeeze – catches for boxes

Learn to make a range of metal fasteners for boxes and discover methods for making catches, clasps, actions for sprung lids, slides and other devices, in both silver and base metals. Each process will be demonstrated by the tutor and individual support given as projects progress.

**JOHN NORGATE**

June 7–12 Five Days £514

Intermediate/Advanced 5D5425

### General silversmithing, with an emphasis on boxmaking

Explore the traditional silversmithing techniques of raising, forging, sinking, box making, soldering and finishing. Advanced makers can concentrate on making hinges and joints.

**JOHN NORGATE**

July 10–12 Weekend £220

Suitable for all WE5485

Regular one day courses in silversmithing with **JOHN NORGATE** and jewellery with **SARAH MACRAE** take place throughout the year. These are suitable for makers of all levels. Please check our website or contact the Bookings Office for dates and further details (01243 818300).



# TUTORS

## METALWORKING



James Price

### Silversmithing – create vessels and sculptural jewellery

On this exciting, ideas-led course, express your creativity working on individual projects ranging from a small bowl or vase to large, experimental jewellery. If you are a beginner, learn basic techniques. For the more experienced, develop your skills creating and finishing forms in sheet metal using techniques such as raising, planishing, soldering and press forming.

**ABIGAIL BROWN**

August 1–7 **Summer School** £675

Including all dinners

Suitable for all SS5520

### Silversmithing Summer School

Immerse yourself in silversmithing as you extend your skills and develop new and challenging ideas for your work. Each silversmith works on their own personal projects such as bowls, boxes and spoons, receiving tuition on a one-to-one basis. The tutor covers a vast range of metalworking techniques for forming, fabricating, assembling, joining and finishing – including making joints and hinges.

**JOHN NORGATE**

August 28–September 4 **Seven Days** £678

Suitable for all 7D5562

### Hand engraving on metal

Explore the specialist field of hand engraving through individual projects. Using a range of tools you will practise various decorative techniques, including monograms, scrollwork, heraldic devices, piercing and carving.

**WAYNE PARROTT**

October 9–11 **Weekend** £220

Suitable for all WE5658



Abigail Brown



**ABIGAIL BROWN** studied silversmithing and jewellery at Loughborough. She is now based in Cornwall where she teaches part-time and sells her work internationally.

**HOWARD FENN**, an award-winning silversmith, trained at London Metropolitan University. Shows include 'Collect', Goldsmiths' Fair, and 'A Field of Silver' at London's Flow Gallery.

**JOHN NORGATE** trained at Aspreys and Sir John Cass where he also taught for many years. In 2010 he was a gold and silver award-winner at Goldsmiths for craftsmanship and design.

**PETER PARKINSON** is an artist-blacksmith with extensive teaching experience. He studied at the Royal College of Art and has published books including *Forged Architectural Metalwork*.

**WAYNE PARROTT**, a Fellow of the Institute of Professional Goldsmiths, is an experienced teacher and runs an engraving workshop specialising in heraldic work.

**JAMES PRICE** is a blacksmith and designer, combining traditional forging with a contemporary aesthetic. Trained at Brighton University and the Centre for Rural Crafts, Hereford, he established his forge in 2001.

**MIKE SAVAGE** trained at Camberwell College of Arts and the Royal College of Art. His large-scale metal sculptures are commissioned by architects and exhibited internationally.

**ANDREW SMITH**, an experienced artist, craftsman and tutor, trained at the Royal College of Art. He has a large portfolio of architectural commissions, from sculpture to functional metalwork.

Learn more about your instrument or find your singing voice, and get together with other musicians in beautiful rooms with excellent acoustics. You will share ideas, learn new techniques, develop your musical expertise and enjoy giving and listening to performances.



## A passion for singing – for singers and piano accompanists **NEW**

Gain experience performing music of your own choice from the classical song repertoire, and in any language. Share insights motivating choice of music, broaden your artistic goals and learn how to address technical problems through masterclass-style sessions.

**MARION RAPER AND JOHN WAKEFIELD**

May 15–17 Weekend £220

Intermediate/Advanced WE5380

## Ukelele workshop

Suitable for both beginners and those with some previous experience of the world's most popular acoustic instrument – the ukulele. Learn basic chords and chord inversions on your own instrument or one borrowed on the day.

**CLIVE HARVEY**

May 31 One Day £109

Beginners/Intermediate ID5406

## Music appreciation with the Chilingirian Quartet

Join the charismatic Chilingirian Quartet and deepen your appreciation of Schubert's Quartet, Death and the Maiden D810. The day will conclude with an informal performance of this popular piece.

**LEVON CHILINGIRIAN, RONALD BIRKS, SUSIE MESZAROS AND STEPHEN ORTON**

June 7 Music Lecture 10.30am–5pm £71

Suitable for all GL5421

## The Chilingirian Quartet Summer School – for string quartets and ensembles\*

This inspirational course offers the chance for amateur, young professional or student quartets or ensembles, to work closely with the celebrated Chilingirian Quartet. Each group is given a practice room for the week to enhance a repertoire of their own choice, with intensive, yet informal, daily coaching from the Chilingirian Quartet. Tuition in masterclasses, informal showcase concerts and two public concerts by the Chilingirian Quartet are included (see Events on pages 8–9). Generous scholarships are available to assist music students and young professionals to attend this course.

**LEVON CHILINGIRIAN, RONALD BIRKS, SUSIE MESZAROS AND STEPHEN ORTON**

July 19–25 Six Days £656

Including all dinners

Intermediate/Advanced CQ5505

\*Please contact the Bookings Office for further details and a special booking form or download from our website.



# TUTORS

## MUSIC AND PERFORMANCE

### The International Classical Guitar Festival and Summer School

This annual event, now in its 24th year, offers superb learning and performance opportunities for both advanced and elementary players. Repertoire, technique classes and workshops covering a variety of topics form the core teaching programme. Playing opportunities abound in the guitar orchestra, ensembles and student concerts. In addition, guitarists receive two individual lessons and attend public recitals and masterclasses given by distinguished visiting artists and tutors including the Marcin Dylla, Morgan Szymanski, David Leisner, Amanda Cook, Chris Stell, Jan de Kloe, Alison Bendy, Gerald Garcia, The Arctic Guitar Trio, Janet and Raffaele Agostino. Bursaries are available for 16–24 year old students to help with fees. Please contact the Bookings Office for further details.

**ANDREW GOUGH**

August 15–21 Six Days £678

Including all dinners

Suitable for all CG5536

### A celebration of Czech music, Smetana, Dvorak and others **NEW**

Explore, listen and appreciate Czech music which is central to the repertoire of many musicians throughout the world. Smetana is the father figure, Dvorak the all-encompassing master; Suk slightly neglected but certainly one to discover; Janacek influenced by his native Moravian folk music and lastly Martinu, rhythmical and joyfully tuneful.

**ROY STRATFORD**

October 2–4 Weekend £230

Suitable for all WE5634

### Sing from the heart

A course for performers – whether amateur or professional – to explore singing in an authentic and personal way. Bring your own music, any style welcomed, and you will be accompanied by lute, guitar or piano. The course follows an informal and flexible masterclass format. Individual singers work one-to-one on technique, interpretation, language and style. There are opportunities to learn new music, sing with other singers and to give several informal performances.

**EVELYN TUBB, MICHAEL FIELDS  
AND ACCOMPANIST**

October 25–30 Five Days £519

Intermediate/Advanced 5D5696

For concerts and recitals linked to courses, please see the Events section on pages 8–9.



**THE CHILINGIRIAN QUARTET** is one of the world's most celebrated ensembles, renowned for their interpretations of the great quartets and of the contemporary repertoire. They are also inspirational teachers.

**MICHAEL FIELDS** is a highly regarded accompanist on lute and guitar who has enjoyed working with singers – amateur and professional, famous and unknown – for over 40 years.

**ANDREW GOUGH** is Head of Guitar at Birmingham Conservatoire Junior Department. He performs as a soloist and ensemble player and directs the Central England Guitar Ensemble and the International Guitar Festival at West Dean College.

**CLIVE HARVEY** is a professional musician and teacher of the ukulele and guitar. For many years he played with his band Roaring Jelly and now continues to perform as a soloist.

**MARION RAPER** studied at the Royal Academy of Music. She has worked as a piano accompanist, performer and has taught extensively, including at the Guildhall School of Music.

**ROY STRATFORD** studied at Reading University and the Royal College of Music. He is Head of Piano and Chamber Music at St Paul's School, London, and a conductor and lecturer.

**EVELYN TUBB** works as a singing professor at the Schola Cantorum in Basel. She performed for many years with The Consort of Musicke and is known for her innovative style.

**JOHN WAKEFIELD** is a distinguished singing teacher; performing with the Royal Opera House and other major companies. He is Senior Lecturer at Trinity Laban Conservatoire in Music and Dance.



# PHOTOGRAPHY, FILM AND ANIMATION

Please see page 56–58 for Taster Courses

Photography and Digital Image Manipulation  
Film and Animation

36–37  
37

With the power of a click, an image, short film or creative animation can be at your fingertips; if like many, you are drawn to the possibilities of your camera, choose from our wide range of courses. We have something for everyone, from beginners to advanced, but on most courses you will need a good level of computer competence.

## Photography and Digital Image Manipulation

### Digital portrait photography using natural light

Learn how to get the best out of your subjects in any situation – whether on the street, at home or at a wedding with your DSLR camera. Using available light (no studio lighting) you will learn to take fresh, interesting photos that really capture the mood and personality of a person. A working knowledge of Photoshop or Lightroom is required.

ANDREW HASSON

April 30–May 3 Long Weekend £354  
Intermediate LW5309

### Gain control of your DSLR camera

Maximise the quality of the images you capture by investigating the multitude of features on your DSLR camera. The mystifying layers of technical jargon are stripped away as your confidence and skills are developed.

TIM SAVAGE

May 22–25 Long Weekend £337  
Beginners/Intermediate LW5394

### An introduction to Photoshop

Learn some of Adobe Photoshop's creative features and discover how to make enhancements to your images using many of the software's primary adjustment features. This will include working with layers, layer masks, tools and filters, while experimenting with your own images.

MARK HOWARD

May 29–31 Weekend £236  
Beginners WE5405

### Digital photography – capturing colour in the garden **NEW**

Capture summer colour in West Dean Gardens and gain a greater understanding of how to compose abstract and realistic garden pictures. Learn to observe how lighting affects colour and composition. Suitable for those with a digital SLR or advanced compact camera.

JACQUI HURST

June 12–14 Weekend £230  
Beginners/Intermediate WE5431



Iksung Nah

### Black and white digital photography

Explore the power of black and white photography. We live in a world of colour; but when it is removed, attention shifts revealing an abstract world. Discussion and image analysis are used to engage with this topic. (Camera know-how is required).

IKSUNG NAH

June 19–21 Weekend £230  
Intermediate WE5501

### Walking with your camera – photography techniques

If you enjoy walking and would like to develop an 'eye' for seeing and observing the potential for a good photograph, this course is for you. Learn composition through set tasks during walks on the West Dean Estate, with theory covered back in the studio.

STEPHEN WALBY

July 9–12 Long Weekend £337  
Beginners/Intermediate LW5479

### Creative photography

Enhance your understanding of photography, by gaining a good knowledge of the fundamentals helping to free your creativity and lead to dynamic and exciting imagery. Learn the essentials of light, composition, use of lenses and camera settings, as you cover landscape, street photography, close up, portraiture, long exposure, working with themes and more.

ROY MATTHEWS

August 8–14 Summer School £717  
Including all dinners  
Suitable for all SS5531

### Gain control of your DSLR camera

Please see LW5394 above for further information.

TIM SAVAGE

August 21–23 Weekend £230  
Beginners/Intermediate WE5543



# TUTORS

## PHOTOGRAPHY, FILM AND ANIMATION



### Creative Photoshop for surface decoration and design

Create surface decoration or designs based on drawings, photographs and scans of textures in Adobe Photoshop. Build your skills as you explore techniques such as brushing, cutting, colouring, making repeat patterns and the use of filters.

**ALISON MILNER**

August 27–30 Long Weekend £349  
Intermediate LW5683

### Creative digital coastal and landscape photography

Improve the artistic quality of your coastal and landscape photography on location as you learn about composition and settings. Back in the studio use Adobe Photoshop software as both a correctional and creative tool.

**NEIL CRIGHTON**

September 14–17 Three Days £345  
Beginners/Intermediate 3D5595



Stephen Walby

### An introduction to Adobe Lightroom

Discover the creative image-editing power and image management of Adobe Lightroom. Beginning with the differences of file types, this course follows the workflow of Lightroom – from importing photographs to detailed manipulation, enhancement and output.

**TIM SAVAGE**

October 9–11 Weekend £230  
Beginners WE5659

### Walking with your camera – a photographic journey

On daily guided walks with the tutor, of around five miles, learn how to successfully photograph impressions of the countryside with your digital camera. Study how light can influence the mood of an image and which camera settings to use, as you make a visual journal.

**JACQUI HURST**

October 15–18 Long Weekend £337  
Intermediate LW5667

## Film and Animation

### Stop-motion animation

Make your own animated short film using the frame-by-frame techniques employed by stop-motion animators, such as Tim Burton and Aardman Animations. Make a simple set and character, and learn how to bring them to life. Bring a stills digital camera with you.

**WILL BISHOP-STEPHENS**

June 21–23 Two Days £231  
Beginner/Intermediate 2D5448

**WILL BISHOP-STEPHENS** studied sculpture at Winchester and animation at the Royal College of Art. He writes, directs and animates his films and is a teacher, author and illustrator.

**NEIL CRIGHTON** has over 30 years of professional experience in photography across 36 countries. He now combines his passion for photography with teaching in the UK, France and Sweden.

**ANDREW HASSON** is a professional freelance photographer with over 25 years experience. His images are used in national newspapers and magazines including *The Times* and *Country Life*.

**JACQUI HURST** specialises in photographing gardens, applied art and regional food producers. Her work has appeared in many magazines, books and national newspapers.

**MARK HOWARD** is a professional photographer and cameraman working in corporate, social, commercial and documentary fields.

**ROY MATTHEWS** has worked as a freelance photographer in many areas including advertising, travel, tourism and editorial for such clients as the BBC, M&S and John Lewis.

**ALISON MILNER** trained at the Royal College of Art. She designs a broad range of products using photographic and computer manipulated imagery for various clients.

**IKSUNG NAH**, a Korean born in Seoul, has lived in England longer than in Korea. His photography focuses on landscapes and capturing light.

**TIM SAVAGE** manages the lens-based resources and technical tutors at the University for Creative Arts, Farnham. He runs his own photography business and writes for photography magazines.

**STEPHEN WALBY** runs a digital photography studio covering portrait, business and event photography. He enjoys sharing his passion for photography through his teaching.

Working with clay can be addictive with many of our students coming back time and again to work with leading potters and ceramic artists. We offer throwing courses for complete beginners, then build on your skills and learn how to coil, hand-build, sculpt and use glazes to complete your work.



## Form, function and family – wheel thrown porcelain

Make a group of functional forms that contain a visual narrative using throwing and turning. Consider how scale, shape, function and decoration bring a sense of coherence to a maker's work – the elements integral to developing your voice.

**CHRIS KEENAN**

May 14–17 Long Weekend £397  
Intermediate/Advanced LW5381

## Hand built ceramics with inlaid coloured clay

Learn how to make and mix coloured clays to create designs and painterly effects that are rolled into slabs of clay. From these you will then create vessels, bowls and jugs ready for firing.

**JANE ABBOTT**

May 28–31 Long Weekend £346  
Suitable for all LW5402

## Throwing and turning

Explore working on the potter's wheel and, whatever your level of experience, develop your skills in making (throwing) and finishing (turning) pots. Enjoy exclusive use of a potter's wheel during the course.

**ALISON SANDEMAN**

June 5–8 Long Weekend £354  
Suitable for all LW5419

## Throwing and turning for beginners

Work on your own potter's wheel as you develop your own designs inspired by the ceramic collection at West Dean. You are shown key techniques, including how to prepare and work with clay.

**LOUISA TAYLOR**

June 12–14 Weekend £249  
Beginners WE5432

## Life sculpting in clay

Please see page 42 for further information.

**ANDREW BROWN**

June 14–18 Four Days £487  
Suitable for all 4D5438

## Practical glazing day

Come back to West Dean to glaze pots you have made on one of our pottery courses and left behind for firing.

**ALISON SANDEMAN**

June 28 One Day £114  
Suitable for all ID5458

## A throwers' workshop

Experience a week of concentrated creativity as you develop your ideas and designs for wheel-made forms and build your throwing skills. You have your own wheel throughout the course with a range of stoneware and earthenware clays. Many practical points are discussed and demonstrated with one-to-one guidance from the tutor.

**ALISON SANDEMAN**

July 13–17 Four Days £477  
Intermediate/Advanced 4D5490





### Coiled and decorative vessels **NEW**

Learn the traditional hand-building technique of coiling as you explore its potential and possibilities while looking at form and function. Experiment with intuitive ways of using surface colour taking inspiration from West Dean Gardens.

**AMY JAYNE HUGHES**

July 17–19 Weekend £236

Suitable for all WE5495

### Exploring porcelain – form and surface

Explore the intrinsic plastic nature of porcelain clay and gain an understanding of surface quality, as you make forms inspired by man made and natural surfaces. Techniques demonstrated include simple moulding, wooden formers, throwing and creating inventive combinations. Impressing, piercing, mark-making, using found objects, drawing, stretching and manipulation can all be incorporated into your own dynamic work.

**JACK DOHERTY**

July 25–31 **Summer School** £777

Including all dinners

Intermediate/Advanced SS5513

### Raku and firing techniques

Cover basic hand-building techniques and throwing on a potter's wheel using a range of Raku and stoneware clays. Develop your skills and ideas with one-to-one tuition and advice. Raku pieces will be made in the first two days then biscuit fired ready for glazing and firing using exciting outdoor Raku firing methods.

**ALISON SANDEMAN**

August 16–21 Five Days £567

Suitable for all 5D5538

### Creative Photoshop for surface decoration and design

Please see page 37 for further information.

**ALISON MILNER**

August 27–30 Long Weekend £349

Intermediate LW5683

### Throwing and turning for beginners

Experience throwing pots on a potter's wheel with one-to-one tuition and your own wheel throughout the course, as you learn the techniques and processes for completing pots.

**ALISON SANDEMAN**

August 28–30 Weekend £247

Beginners WE5558

### Throwing porcelain – construction and assembly techniques **NEW**

Gain experience throwing on the potter's wheel using porcelain clay. Learn new techniques for assembling and constructing using individual thrown sections to create intricate forms. Finishing processes and how to make handles and surface embellishments are also explored.

**LOUISA TAYLOR**

August 31–September 3 Three Days £376

Intermediate/Advanced 3D5567

### Portrait heads in terracotta – a visual approach

Please see page 43 for further information.

**JON EDGAR**

September 4–7 Long Weekend £363

Suitable for all LW5574

### A practical glazing and decorating weekend

Learn to glaze and decorate pots that you have already made. Guidance is given on making glazes from recipes and the application of glazes, pigments and wax resist as decoration.

**ALISON SANDEMAN**

September 25–27 Weekend £242

Suitable for all WE5619



Amy Jayne Hughes

# POTTERY AND CERAMICS



## Sculpting animals in clay

Immerse yourself in the Barrett-Danes family's ceramic tradition as you learn to create vivid and expressive animal forms using a range of pottery techniques. Firstly, spend time studying the special characteristics of each animal, then consider overall balance and proportion. You will complete at least two animals, wall-mounted heads or headed pots.

**JON BARRETT-DANES**

September 20–25 Five Days £588  
Suitable for all 5D5623

## Exploring Japanese pottery

Explore simple Japanese pottery techniques to make vases, bowls, mugs and plates. Techniques covered include spiral wedging, hand-building (Tebineri), wet slab making (Katatsukuri) and leather hard slab building (Itatsukuri). You will then learn brush drawing or printing techniques to decorate your pots.

**KAORI TATEBAYASHI**

October 5–8 Three Days £363  
Beginners/Intermediate 3D5645

## Japanese ceramics – tea bowl to tea ceremony

Develop your own Japanese-inspired forms for creating poetic and free-form ceramics using traditional throwing and the 'twist and cut' technique. Start by making a tea bowl in the style of Raku and Shino followed by a range of plates, pots and vases using crank and Raku clays. On the last afternoon enjoy a traditional Japanese tea ceremony using your tea bowls.

**SHOZO MICHIKAWA**

October 11–16 Five Days £584  
Intermediate/Advanced 5D5664

## Raku – making, decorating and firing techniques

Learn how to form Raku pots – either by hand-building or throwing on the wheel – and try out various ways of burnishing the unfired surface using slips. Then learn resist slip and glazing techniques on bisected pieces which you fire in a Raku kiln.

**TIM ANDREWS**

October 25–29 Four Days £477  
Suitable for all 4D5693

At the end of your pottery course, you may either leave your work to be fired and completed at the College, book a place on a one-day glazing course to decorate and glaze it yourself, or take your pieces away unfired for completion elsewhere.

# TUTORS

## POTTERY AND CERAMICS

**JANE ABBOTT** trained at Brighton University and Goldsmiths College and has taught ceramics for over 30 years. She makes hand built vessels and forms using coloured clays, slips and oxides.

**TIM ANDREWS** has an international reputation for his smoke-fired and Raku ceramics. He is a Fellow of the Craft Potters Association and is a member of the Devon Guild of Craftsmen.

**JON BARRETT-DANES** specialises in modelling animals and thrown work. He trained at Bristol and has followed a family tradition of working with clay, spanning six generations.

**JACK DOHERTY** is renowned for his porcelain, thrown and slab-built with coloured clay. He is a former Chair of the Craft Potters Association, exhibits widely and runs his own studio.

**AMY JAYNE HUGHES** is a ceramics artist specialising in hand building and form, texture and surface decoration. She trained at The Royal College of Art and is a founder member of studio Manifold.

**CLAIRE IRELAND** produces hand-built sculptural ceramics. She is a member of the Society of Designer Craftsmen and the Craft Potters Association.

**CHRIS KEENAN** learnt his skills as a potter as apprentice to Edmund de Waal. A Fellow of the Craft Potters Association, his thrown Limoges porcelain is exhibited and sold widely.

**SHOZO MICHIKAWA** is one of the leading Japanese ceramicists and exhibits at Erskine, Hall & Coe, London. His inspiration comes from the natural scenery of Japan.

**ALISON SANDEMAN** is a long-standing tutor at West Dean. She makes functional individual pieces in stoneware, porcelain and Raku. She has a special interest in outdoor firing techniques.

**KAORI TATEBAYASHI** studied at Kyoto City University of Art, the Royal College of Art and Kildesign School of Art, Denmark. Her ceramics are regularly exhibited worldwide.

**LOUISA TAYLOR** studied at Bath Spa University and the Royal College of Art. She teaches at Brighton University, exhibits throughout Europe and is author of *Ceramics: Tools and Techniques for the Contemporary Maker*.



# SCULPTURE

Please see page 56–58 for Taster Courses

Automata, Puppets and Clocks	41
Carving in Stone and Wood	41
Modelling, Casting and Other Techniques	42–43

Let your imagination soar as you learn to use different techniques and materials to create figures, animals, puppets and toys. Carve in stone and wood, model in clay and explore the sculptural possibilities of paper, fabric, wax, polystyrene and wire.

## Automata, Puppets and Clocks

### Carve a wooden string puppet **NEW**

Design, carve and assemble a truly unique wooden string puppet. The methods used are versatile, fast and require minimum tools or equipment – a combination of Chinese and European techniques developed by the tutor. You can aim to make a complete puppet, or work at a more leisurely pace with all the knowledge to complete one at home.

**JOHN ROBERTS**

May 3–8 Five Days £574

Suitable for all 5D5360

### Make a mini puppet show in a suitcase **NEW**

Develop your knowledge and skills in puppet making as you make a cast of mini-puppets using sculpting, painting and sewing. Learn puppetry techniques to bring your creations to life and transform a small suitcase into a theatre. Storytelling, presentation and staging complete this exciting five day course.

**ISOBEL SMITH**

August 30–September 4 Five Days £534

Suitable for all 5D5565

### Simple automata

Create designs for an automaton made principally in wood. Discover simple ways of producing mechanical movement while being encouraged to use reclaimed and other interesting materials. The tutor's own work and his collection of automata will provide inspiration.

**ROBERT RACE**

September 25–28 Long Weekend £333

Suitable for all LW5621

## Carving in Stone and Wood

### Carving the human form in stone **NEW**

Explore ways of translating the figure in stone from the naturalistic, the abstract and the subjective. A life model provides a starting point for several three-dimensional studies culminating in a carving in stone. Practical instruction and advice is given to beginners, and those with previous experience are encouraged in their design and technical advancement.

**PAULA HAUGHNEY**

May 10–15 Five Days £524

Suitable for all 5D5373



### Netsuke carving

Please see page 53 for further information.

**PETER CLOTHIER**

May 22–24 Weekend £220

Beginners/Intermediate WE5391

### Exploration in stone – stone carving

Explore and learn techniques for carving a variety of stone – soapstone, alabaster and limestone, through all stages to a finished sculpture. Design, tools, geology, contemporary and historical sculpture, surface finishes, polishing and treatments are all discussed. Come along with a design idea or be inspired by West Dean.

**PAULA HAUGHNEY**

July 25–31 Summer School £675

Including all dinners

Suitable for all SS5514

### Sculptural carving in wood **NEW**

Please see page 53 for further information.

**ALEX JONES**

August 1–7 Summer School £675

Including all dinners

Suitable for all SS5525

### Trees, leaves and seeds – relief stone carving

Study the textures, patterns and forms of the trees, seeds and leaves found at West Dean and create designs to carve directly onto limestone tablets. Develop your carving skills as you work on a personal project.

**JO SWEETING**

August 21–23 Weekend £220

Suitable for all WE5544

### Elemental making – vessels in wood and clay **NEW**

Please see page 53 for further information.

**NIC WEBB**

August 23–27 Four Days £477

Suitable for all 4D5550

### Spirals and shells – stone carving **NEW**

Explore the fascinating spiral form (the three main types are coiled snakes, ropes and Archimedean), through stone carving. Widespread in the natural world in shells, whirlpools, hurricanes and horns, the form also appears in art, religion and mythology. There is plenty of time to work on one large or several smaller works.

**PAULA HAUGHNEY**

September 20–25 Five Days £514

Suitable for all 5D5610

### Sculptural woodcarving

Please see page 53 for further information.

**PETER CLOTHIER**

October 2–4 Weekend £231

Suitable for all WE5637

### Mythical beasts – carving in stone

Follow the whole process of stone carving, from developing a design for your mythical beast and modelling a clay maquette, to transferring the information onto stone and learning carving techniques.

**SIMON KEELEY**

October 8–11 Long Weekend £322

Suitable for all LW5652

### Lettercutting in stone and slate

Please see page 23 for further information.

**TOM PERKINS**

October 8–11 Three Days £322

Suitable for all 3D5651

# SCULPTURE

Automata, Puppets and Clocks

41

Carving in Stone and Wood

41

Modelling, Casting and Other Techniques

42–43

## Modelling, Casting and Other Techniques

### Working direct in plaster – a sculpture course

Experience the unique immediacy of sculpting in plaster. Learn to build a basic armature and to add and carve away plaster as you sculpt a finished piece. The course starts with an exploration of source material and you are then shown ways of interpreting ideas and translating them into three-dimensions.

JOHN BLAKELEY

April 30–May 3 Long Weekend £339

Suitable for all LW5308

### Making vessels from pulp paper NEW

Please see page 22 for further information.

DEBBIE WIJSKAMP

May 22–25 Long Weekend £377

Beginners/Intermediate LW5393

### An introduction to sculpture – modelling and carving

A practical introduction to sculptural form which explores 'building up' (modelling wax/clay) and 'taking away' (carving clay/introducing soft stone). Discussion is diverse and supportive of continued exploration.

JON EDGAR

June 5–7 Weekend £238

Beginners WE5415

### Taxidermy for beginners NEW

Learn traditional taxidermy techniques and how to arrange a bird's skin to create a life-like pose. You are taught how to skin, preserve and reconstruct using wood, wool and thread, using minimal chemicals.

ROSE ROBSON

June 12–14 Weekend £267

Beginners WE5433

### Life sculpting in clay

Experience working from a life model to produce a one third life-size standing figure in clay. You are shown how to prepare a basic armature and carefully control your clay whilst looking at anatomy, form and surface as you build your sculpture. The figure is then hollowed out ready for firing.

ANDREW BROWN

June 14–18 Four Days £487

Suitable for all 4D5438



Felicity Lloyd-Coombes

### Sculpture – drawing and making NEW

Create sculptures through dynamic and experimental approaches to drawing and making. Develop skills and new methods of producing work using a variety of materials to expand your understanding of line and form.

JONATHAN GILDERSLEEVES

July 10–12 Weekend £240

Suitable for all WE5545

### Sculpting in metals

Please see page 32 for further information.

MIKE SAVAGE

July 25–31 Summer School £757

Including all dinners

Suitable for all SS5512

### Animal sculpture – wire, scrim and paper clay NEW

Build graceful animal sculptures using a range of materials – including scrim, wire and paper clay. By exploring a variety of techniques and considering the anatomy of an animal, you will learn how to make your subject look natural and relaxed, while gaining confidence in your skills. Use a variety of clays to add depth to your sculptures and play with texture to highlight contours and details.

FELICITY LLOYD-COOMBES

August 1–7 Summer School £775

Including all dinners

Suitable for all SS5521

### Exploring sculptural themes – figure, landscape, abstract NEW

Work with a variety of materials – clay, wire, wax and wood, to explore possible sculptural themes and forms. Through a series of exercises and taking inspiration from a model, West Dean's surrounding landscape, music or your own emotions, experiment with how materials can express these ideas and forms. There is then plenty of time to pursue a longer study in a chosen field.

JON EDGAR

August 8–14 Summer School £735

Including all dinners

Suitable for all SS5532

### Sculptural textile forms

Make three-dimensional forms with pliable materials using skeletal supports, stiffening and casting. Start with a series of exercises to learn techniques using both paper and fabric and then consider enhancing surfaces by stitching and embellishing. You will then develop a piece from your ideas and creative practice.

SALLY FRESHWATER

August 31–September 4 Four Days £428

Intermediate/Advanced 4D5566



Rose Robson



# TUTORS

## SCULPTURE

“ I should like to express my thanks to our course tutor, for her excellent tuition, patience and good humour. I achieved much more than I could have expected. ”

Mike Shackleton, Carving in stone

### Portrait heads in terracotta – a visual approach

Create a life-sized portrait head and aim to capture the sitter's essence. Sensitive observation will inform your clay modelling with two models being used. Hollow out your second portrait head for firing and receive advice on mounting and finishing techniques.

**JON EDGAR**

September 4–7 Long Weekend £363  
Suitable for all LW5574

### Sculpting animals in clay

Please see page 40 for further information.

**JON BARRETT-DANES**

September 20–25 Five Days £588  
Suitable for all 5D5623

### Sculpture from scrap

Please see page 32 for further information.

**PETER PARKINSON**

October 4–8 Four Days £475  
Suitable for all 4D5642

### Make papier-mâché boxes, masks and figures **NEW**

Learn from a Mexican master of papier-mâché, making a range of decorative objects – masks, animal figures, boxes, skulls and skeletons! Build up layers of paper, with inspiration from Mexican festival 'The Day of the Dead'. Embellish and decorate your finished pieces from a treasure trove of jewels, sparkles, lucky charms and transfers.

**BORIS SPIDER**

October 18–23 Five Days £559  
Suitable for all 5D5679

**JOHN BLAKELEY** is a classically trained sculptor and has worked in the film industry for over 25 years, alongside private and public commissions, including work for Madame Tussauds.

**ANDREW BROWN** studied Fine Art at Edinburgh. He has won a number of awards including sculpture prizes at the Royal Scottish Academy and Royal Glasgow Institute's annual exhibitions.

**JON EDGAR** trained at The Frink School and has work in collections in the UK and abroad. His work includes terracotta portraits and organic, abstract, direct carvings.

**SALLY FRESHWATER**'s work emerges from a continual fascination with the architectural potential of textiles. Her work includes major site-specific commissions.

**JONATHAN GILDERSLEEVES** studied at the University of Derby and Wimbledon School of Art. He was assistant to Sir Anthony Caro OM and specialises in drawing, sculpture and object-making.

**PAULA HAUGHNEY** is a full-time sculptor. She recently carved four stone animals for Chichester Nursery and Children's Centre and the Compass Rose for Fairland Park, Haringey.

**SIMON KEELEY** trained as a stonemason, and in 2003 completed an Art in Architecture MA. He has won many prestigious commissions and has work in Westminster Abbey.

**FELICITY LLOYD-COOMBES** works in her studio sculpting animals for exhibitions, galleries and commissions alongside running ceramic courses. She trained at Loughborough University.

**ROBERT RACE**, an established maker of automata and simple wooden toys, is an active member of the British Toymakers Guild. He exhibits his work widely.

**ROSE ROBSON** trained in Sculpture at Central Saint Martins. Her taxidermy has featured in *The Independent*, *AnOther Magazine* and *SHOWstudio* and she has exhibited in New York and London.

**BORIS SPIDER** lives in Oaxaca, Mexico, and is a worldwide master of papier-mâché installations. He runs workshops in his studio, travels to Europe teaching and works on large commissions.

**ISOBEL SMITH** is a skilled puppeteer and course leader. Her company Grist to the Mill crosses installation and puppetry and in 2013 was featured at Little Angel's SUSPENSE Puppetry Festival.

**JO SWEETING** is a sculptor and letter carver and part of Skelton Workshops in Ditchling. She trained at Leeds and Newcastle and now teaches, exhibits and works to commission.



Boris Spider

Sewing, Embroidery and Accessories	44–45
Leatherwork	46
Art Textiles	46–49
Constructed and Woven Textiles	49

If you enjoy creating fine art textiles, or something beautiful to wear or use, discover many versatile and absorbing techniques, including screenprinting, hand and machine embroidery, sewing and quilting, dressmaking, silk painting, tapestry weaving, lacemaking, hand knitting and crochet, leatherwork and more.

## Sewing, Embroidery and Accessories

### Objects of curiosity – making, patching, stitching and darning

Delight in the charm of vintage or found fabrics, threads, trimmings and other mementos as you upcycle them embellishing with simple embroidery and knitting stitches. Transform them into jewellery, decoration for clothing or quirky objects.

**JULIE ARKELL**

May 1–4 Long Weekend £322

Intermediate LW5357

### Colourful beadwork jewellery **NEW**

Have fun working with seed beads, crystals and pearls and transform a plain old button into beautiful earrings, necklaces and brooches. Methods covered include the traditional beadwork techniques of peyote, albibion and net stitch.

**MARILYN PHIPPS**

May 28–31 Long Weekend £322

Beginner/Intermediate LW5403

### Dressmaking – sew a decorative summer skirt **NEW**

Perfect if you have prior experience using a sewing machine but are new to dressmaking. You are guided through reading, using and altering a commercial A-line or pencil skirt pattern to create your own unique summer skirt and customise it with decorative details.

**ALICE BUTCHER AND GINNY FARQUHAR**

June 4–7 Long Weekend £332

Intermediate LW5411

### Machine embroidery inspired by Antoni Gaudi

Inspired by the work of Spanish architect Antoni Gaudi, explore and develop a range of textile skills. Fabric will be pieced, patched, layered and worked on with paint and freehand machine stitching to create a textured picture.

**WENDY DOLAN**

June 8–12 Four Days £422

Suitable for all 4D5427



Hetty Rose Samuels

### Shoe making in decorative fabric **NEW**

Discover shoe making from start to finish as you make a simple pair of sling-back heeled shoes or ballet-pump flats. Using pre-made patterns, cut your upper fabric from chosen Japanese kimono fabrics, then mould the uppers, line and sole, to create yourself a truly unique, handmade pair of shoes.

**HETTY ROSE SAMUELS**

June 28–July 2 Four Days £502

Intermediate 4D5463

### Corset making from historic patterns **NEW**

Learn how to adapt historic corset patterns to the modern body. Use the reeds and hand stitching methods of the 16th and 17th century, and examine later methods using steel boning as you make samples for future projects. Previous sewing experience is necessary.

**FLEUR OAKES**

July 17–20 Long Weekend £372

Intermediate LW5499

### Handmade tailored lampshades

Design and make your own individual and stylish shades while learning traditional craft skills. Topics include how to stretch fabrics over a frame, make the cover, insert a balloon lining and add a bias trim, to create the perfect lampshade for your room.

**RUTH DE FRAGA GOMES**

July 20–23 Three Days £337

Suitable for all 3D5506

### Machine embroidered animals in three dimensions **NEW**

Use the wonders of freehand machine embroidery to create a small three-dimensional embroidered animal. Working on an individual project, begin with sketches to inform paper templates of all components. Learn how to use water dissolvable fabric to its full benefits and gain a greater understanding of stitch manipulation to create effects. Then hand sew all your pieces and finish off with traditional embroidery stitches.

**LINDSAY TAYLOR**

August 8–14 Summer School £675

Including all dinners

Intermediate SS5533



### Hand embroidery – tips and techniques

Are you keen to try hand embroidery but don't know where to start, or have an on-going project, and need help? Take advantage of the tutor's comprehensive knowledge of hand embroidery techniques and gain new skills and fresh ideas to move your project forward, or begin a new one.

**SHELLEY COX**

August 21–24 Long Weekend £322

Beginners/Intermediate LW5547

### Pattern cutting and sewing a softly tailored coat **NEW**

Learn how to construct your own softly tailored coat choosing from two simply structured coat styles. Personalise with fabric, sleeve and hem length, pockets and trims of your choice. Make a made to measure pattern, sew and fit your toile and learn how to construct your coat and achieve a professional finish.

**ALLISON RODGER**

August 23–28 Five Days £539

Intermediate/Advanced 5D5551

### Pictures in free machine embroidery

Develop machine embroidery skills and make a picture or stitched piece. Working from your own reference material, explore the numerous techniques and textures that can be created with colour, threads and stitch.

**LINDA MILLER**

September 6–8 Two Days £220

Suitable for all 2D5576

### Machine embroidered book covers

Experiment with a variety of exciting fabric decoration techniques and develop your own designs for book covers. Explore creating textured surfaces, freehand machine embroidery and using bonding fabrics, threads and foils.

**WENDY DOLAN**

September 17–20 Long Weekend £327

Suitable for all LW5599

### Millinery – organdie flower head dresses **NEW**

Make organdie roses and lilies to create dramatic head pieces. Learn how to dye, cut and shape individual flower petals to wire and decorate, then design a unique head piece. Also covered are making additional straw trimmings, shaping a base and advice on design, form and construction, fitting and finishing.

**JANE CORBETT**

September 28–October 1 Three Days £347

Suitable for all 3D5626



Lindsay Taylor

### Dressmaking for beginners

Sew a perfectly fitted dress or simple outfit. Discover all aspects of dressmaking, from understanding and adjusting commercial patterns to cutting fabric and construction methods. Achieve a professional finish and gain the skills and confidence to embark on more dressmaking projects.

**MARIA PULLEY**

September 28–October 1 Three Days £337

Beginners 3D5627

### Freeform pattern cutting and garment making with Mexican panache **NEW**

Learn to make fluid, fashionable and wearable clothes without a traditional dress pattern. Starting with plain fabric you gain experience of how to structure, plan and piece a garment, before working on a your own design, to sew creatively with the patterned, striped or textured fabrics of your choice. Suitable for those with some sewing/dressmaking experience.

**CARMEN RION**

October 18–23 Five Days £539

Intermediate 5D5680

### Hand embroidery – writing with a needle **NEW**

Explore ways to make marks with meaning through a series of exercises to inform your stitching. Work from your own source material in the form of a story, letter, family anecdote, garment or textile to start a stitched piece personal to you.

**ROSALIND WYATT**

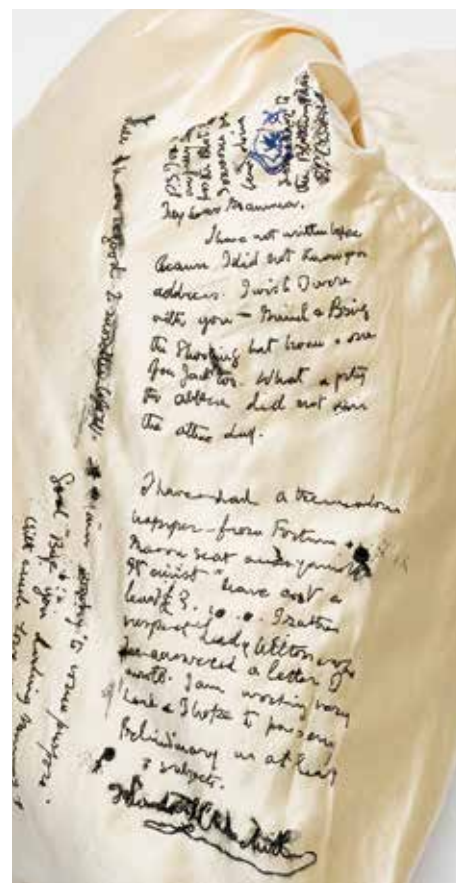
October 29–November 1 Long Weekend £332

Intermediate/Advanced LW5702

### TEXTILE BURSARY FUND

Thanks to a very generous donation West Dean College can now offer Textile Short Course bursaries.

These bursaries are available to help undergraduate students or recent graduates who would not otherwise be able to join us. See page 7.



Rosalind Wyatt

# TEXTILES

Sewing, Embroidery and Accessories  
Leatherwork  
Art Textiles  
Constructed and Woven Textiles

44–45  
46  
46–49  
49



Katherine Pogson

## Leatherwork

### Leather moulding techniques **NEW**

Learn how to mould leather to make sculptural forms including bowls, boxes and small bags using vegetable tanned leather. Experiment with decoration, embossed pattern and surface detail to add texture to your pieces.

**KATHERINE POGSON**  
May 15–17 Weekend £250  
Suitable for all WE5382

### Soft leather bags and accessories

Sew leather by machine and hand and explore surface decoration techniques including embroidery, appliqué and studwork for making purses, belts or panels to incorporate into small bags or fashion garments.

**KATHERINE POGSON**  
August 30–September 2 Three Days £322  
Suitable for all 3D5563

## Art Textiles

### Arashi Shibori – pleating and dyeing techniques on silk

Create seductive pleated silk accessories using the Japanese techniques of Arashi Shibori. Master the art of wrapping silk to create pleats, introduce contrasting colour effects and methods of folding the silk to achieve different patterns.

**ANNE SELBY**  
May 5–8 Three Days £362  
Suitable for all 3D5362

### Silk painting – explore the magic of colour **NEW**

Learning how to mix and use colour effectively can be a revelation. Working with six basic dye hues, gutta and wax resist, colour-blending, gradated washes and overpainting techniques, create beautiful silk scarves and pictures which sing with colour.

**MANDY SOUTHAN**  
May 28–31 Long Weekend £337  
Intermediate/Advanced LW5699

### Printing with light – photograms on paper and fabric **NEW**

Discover how to create blueprint photograms (cyanotypes) on paper, cotton and silk to achieve striking photographic effects. After creating a series of samples you experiment with the technique and work on an individual project adding texture and stitch.

**BARBARA GUNTER-JONES**  
June 7–10 Three Days £337  
Suitable for all 3D5423

### Illustrative hand-stitched pictures

Create an illustrative textile collage based on drawings, photographs and text which convey a person, place or object. Use layers of sheer fabrics, silk paint and various drawing media to build your image, then apply simple hand embroidered stitch to bring your work to life.

**EMILY JO GIBBS**  
June 15–18 Three Days £322  
Suitable for all 3D5439

### Exploring colour and transparency in felt making **NEW**

Discover the qualities of colour within fibres and how this can affect transparent coloured fabrics. Enjoy the surprises offered by the shrinking nature of the wool to transform fabrics, making textured and tactile surfaces. Create samples for artwork, fashion or interior projects.

**JEANETTE APPLETON**  
July 9–12 Long Weekend £322  
Suitable for all LW5480

### Tracing shadows – dyed and stitched textiles

Explore transparency and the use of layered dyes and paints to create new surfaces for stitch. Develop your own visual narrative inspired by found materials and papers, with painting, dyeing, and sun or shadow prints from materials gathered around West Dean. Stitch can be added as drawn elements, or to layer or piece.

**CAS HOLMES**  
July 13–17 Four Days £432  
Suitable for all 4D5492

### Silk scarves – brilliant with pattern

Use vibrant steam-fixed dyes to develop brilliant silk painted patterns. Inspiration for original pattern-making is discussed and techniques used include wax resist, shibori, direct application, or a combination.

**ISABELLA WHITWORTH**  
July 17–19 Weekend £234  
Beginners/Intermediate WE5496



Barbara Gunter-Jones





Emma Burton

### Textile translations – creative felt making for textile art **NEW**

Create textile art, fusing traditional felt making processes and techniques. Explore the rich textural qualities of the nuno-felt process, colour blending, dyeing, subtle use of pre-felts, laminating and cutwork, overlaying of materials and keen observation of form and design. Resist techniques of pleating and stitch work are also explored, as you make a set of pieces within a theme or concentrate on one large piece.

**LIZ CLAY**

July 25–31 **Summer School** £685

Including all dinners

Suitable for all SS5515

### Explore hand embroidery – the emotion of stitch

Learn to use hand embroidery stitches freely to interpret ideas using a needle and thread. Make a dictionary of marks on paper, as you learn to make gestural marks and textures using a variety of cloth surfaces and threads. Three-dimensional stitching, attaching non-traditional materials to fabric, and the use of an embellisher to blend fabrics for atmosphere will all be explored.

**JAMES HUNTING**

July 25–31 **Summer School** £711

Including all dinners

Suitable for all SS5516

### Digital print design for textiles **NEW**

Gain an insight into the use of Adobe Photoshop to create unique patterned fabric designs based on photographs. Learn how to take the right sort of photographs, with opportunities to gather images at West Dean, and explore the design process through a series of exercises. Leave with some of your designs ready to send off for printing on fabric. A good level of computer competence is essential.

**EMMA BURTON**

August 1–7 **Summer School** £715

Including all dinners

Beginner/Intermediate SS5522

### Dynamic textile printing

Explore the creative potential of a range of textile silkscreen print processes. Experiment with dye-pastes, pigments, resists, discharge and polychromatic printing and discover new methods of mark-making, layering and colouring, to distort and manipulate your design ideas. You are encouraged to respond intuitively and develop a personal approach to create fabric or textile artworks.

**DAWN DUPREE**

August 1–7 **Summer School** £675

Including all dinners

Suitable for all SS5523

### Sculptural textile forms

Please see page 42 for further information.

**SALLY FRESHWATER**

August 31–September 4 **Four Days** £428

Intermediate/Advanced 4D5566

### Creative Photoshop for surface decoration and design

Please see page 37 for further information.

**ALISON MILNER**

August 27–30 **Long Weekend** £349

Intermediate LW5683

### Devoré, dyeing and printing textiles

Discover the secrets of devoré, a process which sculpts the surface of the cloth to create luxurious textiles. Working on a selection of fabrics, including velvet and satin, you'll create samples with different types of dye, mark-making, drawing, painting and silkscreen printing on cloth.

**DIONNE SWIFT**

August 28–31 **Long Weekend** £322

Suitable for all LW5561

### Make a hand printed paper lampshade **NEW**

Explore colour, print and pattern using simple techniques working with handmade paper.

Turn designs into repeating patterns and translate them by a dye process onto paper, to make into a stunning lampshade.

**NOEL HOLMES**

September 6–9 **Three Days** £322

Suitable for all 3D5577



Noel Holmes

# TEXTILES

Sewing, Embroidery and Accessories  
Leatherwork  
Art Textiles  
Constructed and Woven Textiles

44–45  
46  
46–49  
49

## Indigo dyed shibori textiles

Indigo is a magical colour. When it is combined with Japanese Shibori techniques the resulting fabrics can be spectacular. After setting up an indigo dye vat, techniques for making stitched, tied, clamped and wrapped Shibori are covered. You will work individually to create unique pieces of hand-dyed fabrics or textile art.

**JANICE GUNNER**

September 13–17 Four Days £427

Suitable for all 4D5590

## Paint and screenprint art textiles

Explore and experiment with painting and screenprinting to develop a personal vocabulary working with cloth, mark and colour. Examples of various surface treatments are shown and explained, including open-screen work, photo stencil and heat transfer, allowing you to develop an individual approach.

**CAROLE WALLER**

October 4–8 Four Days £447

Advanced 4D5643

## Creative felt making

Improve your technical skills and explore the unique qualities of felt making. Work creatively to translate your own ideas and designs for textile art, interior or fashion-based work with guidance from the tutor. Discover how to make flat felt, shaped felt, seamless hollow structures, balls and cords.

**HEATHER BELCHER**

October 11–15 Four Days £417

Suitable for all 4D5661



Matthew Harris

## Experimental drawing for textiles

Examine playful ways to generate images and visual information through drawing. Learn to interpret marks, shape and texture using a range of textile materials. The emphasis is on the individual quality of any material to create something unexpected.

**MATTHEW HARRIS**

October 15–18 Long Weekend £322

Intermediate/Advanced LW5668

## Vibrant silk painting – inspired by Mexico **NEW**

Master various silk painting methods, using resists and dyes in different applications to alter effects, while taking inspiration from vibrant Mexican imagery. Drawing figurative or abstract images on the silk, you can also add a hand embroidered tufting technique used in traditional Mexican textiles to complement your piece.

**HILARY SIMON**

October 18–23 Five Days £539

Suitable for all 5D5681

## Mexican appliqué art textiles and crafts **NEW**

Learn traditional Mexican crafts – sequin embroidery, alebrijes (multicolour acrylic painting), making three-dimensional fabric flowers and working with corn husks to create embellished artefacts. Explore these exciting techniques using designs of the Virgin of Guadalupe – an image that unites both the Aztec and Spanish cultures that define Mexico. A multi-media colour laden trip to a Mexican Fiesta.

**KATINA RIBA**

October 18–23 Five Days £539

Suitable for all 5D5682

## Hand stitched fabric pictures

Create unique fabric pictures by combining ideas, materials and techniques intuitively. Work directly with fabrics and found objects to piece together your composition using simple hand-sewing and shape-cutting methods.

**JANET BOLTON**

October 23–26 Long Weekend £322

Suitable for all LW5709



### Overlays – a creative textile workshop **NEW**

Explore the physical and conceptual layering of information and create a personal two-dimensional laminate of imagery, incorporating tensioned layers of cloth with stitch, paint and other mixed media. Each laminate is then cut into and this journey through successive layers, from different directions, reveals unexpected configurations and relationships.

**MICHAEL BRENNAND-WOOD**

October 25–29 Four Days £432

Intermediate/Advanced 4D5694

## Constructed and Woven Textiles

### Colour and texture in weaving

Construct your own woven fabric using general weaving techniques on one of the looms provided, or experiment with specific techniques on your own loom. Expand your knowledge and understanding of weaving, fibres and finishing processes for future independent projects.

**MARGO SELBY**

May 11–14 Three Days £347

Suitable for all 3D5375

### Tapestry weaving – the basics

Learn the process of flat woven tapestry, taking inspiration from a favourite image. After warping up a small frame loom, you will understand the basic principles of weaving using different yarns, blending and combining colour to create shapes and lines.

**PHILIP SANDERSON**

June 5–7 Weekend £228

Beginners WE5416



Pat Taylor

### Colour in woven tapestry **NEW**

Have you ever wanted to move beyond your 'taste' in colour? Extend your understanding of the relativity of colour and learn how to use harmonic and dissonant colour, examine polar contrasts, the stimulus of one colour and colour as passion. Using hue, tint, shade and tone you will make simple tapestry samples.

**PAT TAYLOR**

June 28–July 2 Four Days £442

Intermediate 4D5464

### Explore tapestry weaving

Develop a clear understanding of the basic structure and materials used in the complex art of woven tapestry. From introductory techniques to more complex structures including circles, supplementary warps and textured tapestry, make a selection of finished woven samples and be encouraged to find individual ways of producing woven tapestry.

**CARON PENNEY**

August 1–7 **Summer School** £705

Including all dinners

Beginners/Intermediate SS5524

### Natural dyeing using common plants

Learn about dyeing with ecologically sound, low impact sources of colour from plants and household ingredients. Use historic recipes to obtain brilliant colours. Woad, Madder, Feverfew and Saffron are among the dye plants used to colour samples of wool, silk and linen.

**PENNY WALSH**

August 24–27 Three Days £337

Suitable for all 3D5404

### Bobbin lacemaking

Try out lacemaking without buying any equipment if you are a beginner, or work on your chosen patterns – including Bucks Point, Torchon or Bedfordshire lace – to develop your lacemaking skills.

**JAN TREGIDGO**

September 4–6 Weekend £220

Suitable for all WE5572

### Braid weaving using an inkle loom **NEW**

Learn how to use an inkle loom to create narrow braids and deep fringes. Either create a range of samples using a variety of methods including picots, gimp and pick-up techniques or work on a specific project.

**JULIE KLINE**

September 18–20 Weekend £230

Beginners WE5604

### Tapestry weaving for beginners

Learn woven tapestry techniques for shaping, shading and weaving diagonals while you gain experience and understanding to make a sample panel.

**CARON PENNEY**

October 2–4 Weekend £224

Beginners WE5635

### Passementerie – rosettes and tassels **NEW**

Rosettes are magnificent constructions, traditionally used to decorate a cushion, or hand-pleated curtain heading. You'll work with good quality yarns in a rich colour range, to construct both a rosette and tassel.

**ANNA CRUTCHLEY**

October 9–11 Weekend £220

Intermediate WE5660

### Hand knitting – garments, edges and finishes

Take a fresh look at hand knitting, exploring creative possibilities. Experiment with contrasting ways of constructing knitted garments, including knitting without seams, and learn how edgings and finishings can make all the difference to the look of a garment.

**ALISON ELLEN**

October 15–18 Long Weekend £322

Intermediate/Advanced LW5669

For details of our textile bursaries please see page 7.

# TUTORS

## TEXTILES

**JEANETTE APPLETON** works with felt and participates in international exchanges to explore cultural differences. Recently exhibited in 'Cloth and Memory' at Salts Mill, Saltaire and at the Norwegian Felt Symposium.

**JULIE ARKELL** works with papier-mâché and mixed media to create narrative pieces in her distinct style. She trained in textiles at Central Saint Martins and exhibits widely.

**HEATHER BELCHER** is a textile artist working in felt. She has taken part in the 'Pairings' project with Manchester Metropolitan University, and is a member of the 62 Group of Textile Artists.

**JANET BOLTON** exhibits and teaches worldwide. She has work in public collections, including the Crafts Council and the British Council, and has published several books.

**MICHAEL BRENNAND-WOOD**, visual artist, lecturer and arts consultant, is a leading practitioner and advocate of contemporary international textile art. His work is exhibited in major galleries.

**EMMA BURTON** trained at the Royal College of Art. She sells her digitally printed textile designs to fashion designers and produces her own range of clothes and accessories.

**ALICE BUTCHER** trained in surface pattern design at Somerset College, while **GINNY FARQUHAR** trained in theatrical costume at Wimbledon. They teach sewing and have co-written two books *Sew Fabulous Fabric* and *Homes Sweet Sewn*.

**LIZ CLAY** specialises in couture handmade felt accessories and research development of fine felt fabrics. She is author of *Nuno Felt* and exhibits her work worldwide.

**JANE CORBETT** trained with milliner Rose Cory, after a degree in Fine Art. She started her own millinery business in 1999 and is known for her exquisitely detailed hand-crafted hats.

**SHELLEY COX** is a specialist embroiderer, teacher, designer and needlework restorer. She trained at the Royal School of Needlework.

**ANNA CRUTCHLEY** trained in woven textiles and is a designer-maker of bespoke furnishing trimmings. She is author of a number of books on passementerie.



Carmen Rion

**RUTH DE FRAGA GOMES** has a thriving business making unique tailored lampshades. Influenced by interior or fashion trends, her striking lampshades have featured in many publications.

**WENDY DOLAN** is an experienced textile artist, tutor and lecturer in freehand machine embroidery. She has made commissions for Ashridge College and Royal Caribbean International.

**DAWN DUPREE** is a graduate in Fine Art Textiles. Her experimental printed textiles are exhibited widely and in collections, including the Crafts Council and the V&A Museum.

**ALISON ELLEN** has run her own business designing and making innovative hand-knitted items for over 20 years. She is also an experienced teacher and author of several books.

**EMILY JO GIBBS** completed her BA at Wolverhampton and then established an international handbag business. Her work is in many collections including the V&A and the Crafts Council.

**JANICE GUNNER** is a stitched textile artist, international teacher and author of *Shibori for Textile Artists*. Her work explores the marks made on cloth using dye, print and stitch in piecing, collage and quilting.

**BARBARA GUNTER-JONES** graduated from Winchester School of Art and works as a textile designer, tutor and creative industries consultant. She works to commission.

**MATTHEW HARRIS** studied textiles at Goldsmiths College. He has an international profile and has shown work in a number of exhibitions throughout the UK, Ireland and Japan.

**CAS HOLMES** trained in Fine Art at the University for Creative Arts. Interested in sustainable practice, her innovative work is reflected in her book *The Found Object in Textile Art*.

**NOEL HOLMES** is a designer and consultant for the home furnishings industry and clients include John Lewis and Laura Ashley. She also teaches and produces her own hand printed products.





Isabella Whitworth

**JAMES HUNTING** is a professional embroider and educator, with an international profile. He is especially interested in the mark of stitch and gesture in embroidery.

**JULIE KLINE** is a freelance hand weaver specializing in historical passementerie and has made commissions for Windsor Castle, Hampton Court and other major projects.

**LINDA MILLER** trained at Winchester School of Art. She teaches and exhibits regularly throughout the UK. She is author of *Creative Machine Embroidery*.

**FLEUR OAKES** trained at Middlesex University. She makes bespoke corsetry and textiles using old embroidery techniques and sells her work via her Etsy shop 'The Glass Pingle'.

**CARON PENNEY**, a weaver with the West Dean Tapestry Studio 1993–2013, lately as Studio Director. She has worked on commissions, is an experienced teacher and is co-author of *Tapestry – a woven narrative*.

**MARILYN PHIPPS** worked in graphics with her own design company before studying Fine Art in 1993. She continues to paint in watercolours and came to beading through her love of colour.

**KATHERINE POGSON**, is a QEST scholar and author of *Complete Leatherwork*. She specialises in leather techniques, creating sculptural and limited edition fashion accessories.

**MARIA PULLEY** trained at Kingston University. An experienced teacher of fashion and related skills, she works as a fashion artist and designer-maker of bespoke clothes.

**KATINA RIBA** is a Mexican artist exploring images of the Virgin of Guadalupe through traditional art, crafts and culture. Her work was shown in the 2014 Mexican Rebozo exhibition in London.

**CARMEN RION** is acclaimed for her unique garment designs and ethical practices. She has engaged in many fashion and theatre projects and has a shop in Mexico City.

**ALLISON RODGER** a designer of bespoke ladies clothing, trained in fashion at Harrow School of Art. With a career spanning over 25 years, Allison works from her boutique and studio in London.

**HETTY ROSE SAMUELS** graduated from the London College of Fashion in Footwear Design & Development. She runs her own company, teaching and making handmade shoes.

**PHILIP SANDERSON** is a Master Weaver Designer at the West Dean Tapestry Studio and Associate Tutor across West Dean's Visual Arts Programme. Commissions include designs for two tapestries for the Palace of Westminster.

**ANNE SELBY** has a passion for colour and texture. She is a designer-maker of multi-layered pleated silk accessories and developed an award-winning Arashi Shibori wrapping machine.

**MARGO SELBY** is a woven textile designer and trained at Chelsea College of Art and Design and Royal College of Art. Her unique three-dimensional fabrics are the trademark of the Margo Selby brand.

**HILARY SIMON** worked as a TV costume designer, while also an artist and silk painting teacher. She recently curated an exhibition on the Mexican Rebozo, for the Fashion and Textile Museum, London.

**MANDY SOUTHAN** is a textile artist and author of several books including *Shibori – Designs and Techniques*. She has an interest in Japanese resist techniques and is president of The Guild of Silk Painters.

**DIONNE SWIFT** dyes, stitches and manipulates to explore the potential of cloth for site-specific textiles. An experienced teacher, she has contributed to many UK exhibitions.

**LINDSAY TAYLOR** started working in the bridal business making bespoke bridal gowns, bags and scarves. She now exhibits her embroidered sculptures across the UK and Europe.

**PAT TAYLOR** is a renowned tapestry artist and has worked on many commissions, including for the Palace of Westminster. She is a former Director of the West Dean Tapestry Studio.

**JAN TREGIDGO** is an experienced lace maker and teaches traditional and contemporary bobbin lacemaking. She is author of *Torchon Lace Making – A Step-by-Step Guide*.

**JUJU VAIL** studied fashion design in Canada and ran a knitwear business across North America, before studying textile design at Central Saint Martins, London. Teacher of a variety of textile crafts, she recently co-published *Juju's Loops*.

**CAROLE WALLER** makes painted clothes and large-scale fabric wall pieces. With an MA in Fine Art Fibres, her work is represented in the V&A and is exhibited internationally.

**PENNY WALSH** trained at Winchester School of Art and the Royal College of Art in textiles and weaving. She runs a company specialising in natural dyeing and is author of *Yarn, a textile handbook*.

**ISABELLA WHITWORTH** trained as an illustrator before being inspired to make wax-resist painted textiles after living in Indonesia. She teaches and exhibits regularly as a member of the Devon Guild of Craftsmen.

**ROSALIND WYATT** followed a degree in calligraphy and bookbinding with an MA in constructed textiles mixed media at Royal College of Art. Her exhibitions include 'Stitched Lives of London' in 2013.



Marilyn Phipps

# WOODWORKING AND FURNITURE MAKING

Please see page 56–58 for Taster Courses

Furniture  
Wood, Carving and Turning  
Picture Framing, Gilding and Upholstery

52  
53–54  
54

Join our woodworking experts; the cornucopia of techniques you can learn include traditional cabinet making, woodworking, repairing furniture, chair making, upholstery, furniture painting, woodturning, woodcarving, picture framing and gilding.

## Furniture

### Make a wooden hand plane

Learn how to make a high-angled smoothing plane and a plane adjusting hammer on this intensive course. You will also discover plane tuning and professional sharpening techniques, and how to use your new knowledge to make other useful tools.

DAVID BARRON

May 1–3 Weekend £265

Intermediate WE5356

### Advanced furniture making – individual projects

If you have a sound understanding of furniture construction and good practical skills, extend your practice by working on a piece of furniture of your own design. Plans for a suitable project are drawn up with the tutor in advance, to maximise making time during the course. Ideally suited to those who have attended several furniture making courses at West Dean College.

BERNARD ALLEN

July 5–10 Five Days £612

Advanced 5D5475

### Furniture making skills – a wall cabinet

Practise key furniture making techniques as you make a cabinet. Demonstrations and support from the tutor guide you through the principles behind carcass, frame and panel door construction, while using hand tools and basic router skills. If time allows, you will make a small dovetailed drawer to fit your cabinet.

TOM KEALY

July 12–17 Five Days £539

Beginners/Intermediate 5D5491

### Woodworking skills – portable bookcase project

Get to know a range of useful woodworking skills and make a small portable bookcase. The tutor will guide you through measuring, marking, cutting, planing and jointing timber using mainly hand tools.

MARK CASS

July 17–19 Weekend £258

Beginners WE5497



Garrett Hack

### Repairing and caring for furniture

Gain an understanding of traditional and contemporary methods to care for your favourite furniture. Follow a systematic approach – identification, condition assessment, treatment proposals and hands-on work. Projects include correcting glue failures, consolidating unstable materials, patching losses, colouring and finishing.

NORBERT GUTOWSKI

August 30–September 3 Four Days £437

Beginners/Intermediate 4D5564

### Make simple furniture – for complete beginners

Learn basic woodworking techniques as you make a small bench. Timber is supplied and all essential tools, hand planes and chisels will be provided.

TOM KEALY

September 3–6 Long Weekend £337

Beginners LW5568

### Make an occasional table with exquisite details

Take a simple, small table design with uncomplicated joinery as a project to try out new ideas and learn how to fine tune your furniture making skills. The all-important details – the edge profile, leg shape, chamfers, curves, apron details and inlays are all given careful consideration as you make your table, from drawings to shellac.

GARRETT HACK

September 20–25 Five Days £571

Intermediate 5D5611

### Hand cut dovetails – made easy

An intensive course for woodworkers with skills in cutting dovetails by hand, who wish to learn how to cut perfect dovetails straight from the saw. Practise as you make an attractive box.

DAVID BARRON

October 2–4 Weekend £250

Intermediate WE5636

### Make a double-bow Windsor chair **NEW**

Make an English-style double-bow chair. Begin with a greenwood log and a dried plank and shape them using traditional hand tools and processes. Including steam bending, making spindles with drawknife and spokeshave, lathe-turning the legs and shaping the seat before assembling and finishing your chair. No previous chair making experience is required, but woodworking skills are helpful.

JAMES MURSELL

October 11–16 Five Days £539

Suitable for all 5D5665

### Fine furniture technique – a steam bent and inlaid tray

Learn key furniture making techniques – including steam bending, moulding, grooving, veneering and marquetry – as you make a stylish oval serving tray with steam-bent sides and a base inlaid with simple marquetry.

TOBY WINTERINGHAM

October 23–25 Weekend £260

Suitable for all WE5688



---

## Wood, Carving and Turning

### Starting out in woodturning

Discover spindle and bowl turning techniques as you make a bowl, a goblet shape and lidded box. Learn essential tips such as the properties of wood, sharpening tools, chucks and chucking methods.

**COLIN SIMPSON**

May 21–24 Long Weekend £353

Beginners LW5388

---

### Netsuke carving

Create detail, form and texture in small Netsuke-style decorative carvings using wood, stag antler, artificial ivory, perspex or hard wax. After modelling small sketches in wax, you carve using small, flexible drive pendant drills.

**PETER CLOTHIER**

May 22–24 Weekend £220

Beginners/Intermediate WE5391

---

### Letter carve a wooden bowl **NEW**

Learn to carve lettering on a decorative or commemorative wooden bowl or platter (turned by tutor Colin Simpson). Gain useful insight into the design and layout of lettering appropriate to its function, and see words as an integral part of three-dimensional design.

**GARY BREEZE**

July 16–19 Long Weekend £337

Intermediate/Advanced LW5493

---

### Sculptural carving in wood **NEW**

Be guided through the exciting process of design idea and first stages of drawing to a final finished carving. Maximise your idea bringing out its full potential using the appropriate carving techniques. You will learn ways of carving that can both simplify and open up possibilities, to broaden creative horizons and bring your ideas to life.

**ALEX JONES**

August 1–7 Summer School £675

Including all dinners

Suitable for all SS5525

---

### Elemental making – vessels in wood and clay **NEW**

Work with traditional hand tools and techniques in combination with the elemental forces of fire and water to make wood and ceramic vessels. This experimental course explores making as a spontaneous and fluid journey as you carve greenwood and work in stoneware clay with outcomes unknown and unpredictable.

**NIC WEBB**

August 23–27 Four Days £477

Suitable for all 4D5550

### Woodcarving for beginners

After learning about timber and the use of hand tools, practise carving exercises to develop your hand skills before you embark on a relief-carving project based on natural forms.

**TED VINCENT**

September 4–6 Weekend £230

Beginners WE5573

---

### Woodturning bowls from wet and seasoned wood

Master techniques for turning bowls of various shapes and sizes. Explore bowl design and be encouraged to tackle new forms and ideas. Complete a salad bowl, a textured platter, an incurved bowl and a wet-turned bowl with a natural edge.

**DAVE REGESTER**

September 15–18 Three Days £353

Suitable for all 3D5597

### Sculptural woodcarving

Design and make a small sculpture in wood using an initial sketch model in Plasticine, producing templates then carving a finished piece. Learn how to use chisels, rifflers and abrasive materials for exciting surface effects.

**PETER CLOTHIER**

October 2–4 Weekend £231

Suitable for all WE5637

---

### Make an English long-bow

Laminate the stave from timber, cut and shape the bow, attach the string and make a handle to finish your long-bow before shooting a volley of arrows on the West Dean lawn at the end of the course!

**GAVIN POND**

October 16–18 Weekend £295

Suitable for all WE5674



Nic Webb

# TUTORS

## WOODWORKING AND FURNITURE MAKING

### Woodturning – bowls with texture

Develop bowl turning skills as you explore the versatility of the bowl gouge. Emphasis is on learning good technique and bowl design, with methods for texturing, colouring and finishing.

**COLIN SIMPSON**

October 23–25 Weekend £246  
Beginners/Intermediate WE5689

### Picture Framing, Gilding and Upholstery

#### An introduction to picture framing

Learn basic skills to mount and frame works of art to a high standard. Using quality materials and minimum equipment at each stage, you will leave with the knowledge to work independently.

**JOHN HILL**

May 31–June 3 Three Days £322  
Beginners 3D5408

#### Furniture painting

Using water based chalk paint, apply simple modern and traditional decorative painting techniques suitable for furniture, on both flat and moulded surfaces. Freehand painting, simple grisaille ornament, distressing, colouring, glazing, texturing and patinating surfaces are all sampled.

**JO MABBUTT**

September 7–10 Three Days £322  
Beginners/Intermediate 3D5578

#### Picture framing

Experience and practise all aspects of the picture framer's craft. Using basic equipment, you will learn techniques for creative mount cutting, mitre cutting, joining mouldings, choosing colour, proportion and glass cutting.

**JOHN HILL**

September 20–24 Four Days £417  
Suitable for all 4D5609

#### Traditional upholstery for beginners

Upholster your own chair with a drop-in seat. Learn how to fix webbing, make the seat stuffing, cover it in calico, and add fabric covering. The tutor will demonstrate all processes and give invaluable insights into the trade.

**RICHARD RICARDO**

October 4–7 Three Days £337  
Beginners 3D5640

**BERNARD ALLEN**, designer-craftsman, produces traditional and modern furniture, screens, architectural and ecclesiastical commissions and small turned items.

**DAVID BARRON**, a member of the Sussex Guild, makes furniture to commission. A contributor to *Furniture and Cabinet Making* magazine, he sells his specialist hand tools.

**GARY BREEZE** trained at Norwich School of Art, before working as assistant to carver Richard Kindersley. He set up his own practice as a letter carver in wood and stone in 1993.

**MARK CASS** has worked for over 25 years as an antique furniture restorer and carpenter. He teaches regularly and is Editor of *The Woodworker* magazine.

**PETER CLOTHIER** works as a woodcarver, woodturner and sculptor; having studied sculpture at the City and Guilds of London Art School. His book *Sculpting in Wood*, was published in 2007.

**NORBERT GUTOWSKI** is a specialist in traditional woodworking and decorative finishes, and is a furniture tutor for West Dean's full-time programmes in Furniture Conservation.

**GARRETT HACK** is a furniture maker, author and teacher based in the USA. He is contributing editor at *Fine Woodworking*, regularly writing on craftsmanship, design and technique.

**JOHN HILL** is a picture framer and experienced teacher. He has worked as a framer in the UK and Bermuda, and has a keen interest in conservation.

**ALEX JONES** trained at City & Guilds Art College, then worked as a carver at Peter Turing's studio before concentrating on commissions for public and private collections.

**TOM KEALY** studied at Parnham College. He makes commissioned furniture to his own designs and for other eminent designers, as well as teaching in the UK and USA.

**JO MABBUTT** specialises in experimental surface decoration, working on paper, textiles and glass.

**JAMES MURSELL** specialises in Windsor chair making. He makes chairs to commission, writes on the subject and makes specialist chair making tools.



**GAVIN POND** trained at West Dean College as a maker of stringed instruments, he is now a craft teacher. He has a cittern on display at Shakespeare's Globe Theatre, London.

**DAVE REGESTER**, a professional turner since 1974, supplies his work to kitchenware shops and galleries. He teaches, writes and demonstrates worldwide.

**RICHARD RICARDO** runs a fine art upholstery business in Oxfordshire. He works in both modern and antique styles.

**COLIN SIMPSON** is a professional woodturner and writes for *Woodturning Magazine*. His turned bowls often retail in the National Trust's shops.

**TED VINCENT** trained at the Royal College of Art and was a senior lecturer at Kingston University. His sculptural woodcarvings are regularly exhibited.

**NIC WEBB** graduated in Fine Art at Brighton University. He has worked as a painter and maker and is passionate about working with wood.

**TOBY WINTERINGHAM** designs and makes contemporary furniture, specialising in marquetry and fine cabinetwork.

For gilding courses please visit our  
website [www.westdean.org.uk](http://www.westdean.org.uk)



# WRITING

For first time writers it is never too late to release your imagination and free the writer within. If you already write, you will know that getting together with other writers can uncover a new story or reignite a love for words.



## Freelance writing

Have you ever read a newspaper, magazine or online article and wondered if you could write like that? If so, this inspiring course is for you. Covering the basics of how to pitch and write articles for newspapers, magazines and websites, learn how to hone ideas, judge whether a piece is 'right' for an outlet, and techniques for writing for the current newspaper, magazine and online market.

**JOANNA MOORHEAD**

May 8–10 Weekend £220

Beginners WE5367

## Writing short stories for women's magazines

Designed for those interested in writing short stories for the competitive women's magazine market. Discover how to write stories targeted at specific magazines and how great ideas, well-drawn characters and attention to plot, structure and theme can make a sale more likely.

**HELEN M WALTERS**

June 5–7 Weekend £220

Suitable for all WE5412

## Writing poetry – making your words real **NEW**

Unearth your inner wordsmith by using word games and poetry exercises to tap into your poetic potential. Create poems, haiku and verse by walking in West Dean Gardens, considering personal experience, group and individual discussion. Finally consider the presentation of words by looking at performance skills as well as handmade booklets.

**GARY GOODMAN**

August 21–23 Weekend £220

Suitable for all WE5541

## Writing your family history

Is there a fascinating character or story in your family history? Researching the life of a relative can be absorbing and immensely enjoyable, as can piecing it together into a book. You should already have an idea for a family story and will learn how to research, follow a narrative, and organise material into a readable book.

**JOANNA MOORHEAD**

September 12 One Day £109

Beginners ID5582

## An introduction to short story writing

Learn to create the essential elements of a short story and put them together. Look at different genres, explore where to find inspiration and how to turn ideas into a workable plot, through discussions, writing exercises and reading aloud. Try writing techniques such as flashbacks and twists and experiment with different points of view.

**HELEN M WALTERS**

October 9–11 Weekend £220

Beginners/Intermediate WE5656

## Crime writing

A practical weekend course investigating crime fiction. For beginners to experienced writers, you will develop detective characters and create scenes full of suspense. Gain an understanding of the crime stories you want to tell and how to begin. Everyone writes and shares work and the course also serves as inspiration for those who have attended previous creative writing weekends.

**LESLEY THOMSON AND ELLY GRIFFITHS,**  
**GUEST TUTOR ELIZABETH HAYNES**

October 23–25 Weekend £220

Suitable for all WE5686

# TUTORS

## WRITING

**GARY GOODMAN** a poet, painter and printmaker, has exhibited and performed his poetry internationally and nationally. Gary has taken part in international symposia and has appeared in a variety of publications. Last summer he was Poet-in-Residence at West Dean College.

**ELLY GRIFFITHS** is the author of the highly successful Ruth Galloway crime novels. *The Zig Zag Girl*, the first in a new series, was published in November 2014. Elly's books have twice been shortlisted for the Theakston's Crime Novel of the Year and she was shortlisted for the CWA Dagger in the Library Award in 2013. Elly is associate tutor on West Dean's Creative Writing MA.

**JOANNA MOORHEAD** is an award-winning freelance journalist who writes regularly for *The Guardian*, *The Times*, *YOU* magazine, *Good Housekeeping*, *Easy Living*, *Mumsnet* and BBC websites. She was part of the BBC news team covering the recent Papal elections.

**LESLEY THOMSON's** novel *A Kind of Vanishing* won The People's Book Prize in 2010. *The Detective's Daughter* is a number one bestseller and Sainsbury's ebook of 2014. Lesley's latest novel *Ghost Girl* published in May 2014 topped the ebook charts. The third in her Stella Darnell series, *The Detective's Secret*, is out April 2015. Lesley teaches crime-writing at the South Bank Centre and is a tutor on West Dean's MA Creative Writing and Publishing.

**HELEN M WALTERS** writes short stories and features for magazines and she teaches short story writing. Her short stories have appeared in *Woman's Weekly*, *My Weekly*, *The Weekly News*, *People's Friend* and *Take a Break*. Her articles about writing have appeared in *Writing Magazine*, *Writer's Forum* and *The New Writer*.

# TASTER COURSES



George Popesco



Discover our wide variety of one day art and craft courses. Many are suitable for complete beginners and offer the chance to try out new subjects. What could be better than learning a new skill and the prospect of a day spent absorbed in creativity? Our one day courses (1D) start at 9.15am and finish at 5pm.

## ART

### Watercolour painting

Learn to handle brushes, use colour and study form and composition as you paint in watercolour.

CHRISTINE FORBES

June 24 One Day £114

Beginners ID5451

### Painting with acrylics

Discover form, colour balance and brush handling as you draw and paint from still life and explore the versatility of acrylics.

CHRISTINE FORBES

June 25 One Day £114

Beginners ID5452

### Botanical painting

Learn how to depict striking flowers in a botanical style, as you are shown wet-in-wet techniques using plants from West Dean Gardens.

SANDRINE MAUGY

June 26 One Day £125

Beginners ID5453

### Beginners portrait painting in oil NEW

Experience portrait painting in oils as you are guided through how to develop the proportional form and structure of the portrait model's head, with an emphasis on facial anatomy.

GEORGE POPESCO

June 27 One Day £131

Beginners ID5456

### An introduction to drawing

A basic introduction to drawing including scale, tone and composition as you create several pencil sketches.

JOHN T FREEMAN

September 4 One Day £124

Beginners ID5569

### Oil painting – a simple approach

At your own pace, work from direct observation on a simple still life as you learn to structure an oil painting and build up colour.

TOM BENJAMIN

September 12 One Day £126

Beginners ID5581

### Botanical painting for beginners

Discover botanical painting techniques for drawing and painting plants from West Dean Gardens.

MARIELLA BALDWIN

September 13 One Day £126

Beginners ID5585

## BASKETMAKING

### Willow basketmaking

Appreciate the special qualities of willow as you learn to weave two small items and incorporate colour patterns in your design.

MARY BUTCHER

July 2 One Day £115

Beginners ID5465

## GLASS

### Stained glass

Make a traditional stained glass panel (20cm sq) in a simple abstract design as you learn to cut and assemble with lead and solder.

CAROLE GRAY

June 17 One Day £140

Beginners ID5441

### Stained glass

Please see ID5441 above for information.

CAROLE GRAY

June 18 One Day £140

Beginners ID5443

## ENAMELLING AND JEWELLERY

### Enamelling copper bowls

Learn enamelling techniques for colour combinations, as well as sifting, fixing and high firing while you work on two copper bowls.

PAT JOHNSON

June 27 One Day £129

Beginners ID5454

### Enamelling copper bowls

Please see ID5454 above for information.

PAT JOHNSON

June 28 One Day £129

Beginners ID5457



### Jewellery – silver and gold earrings

Make a pair of beautiful contemporary Keum Bo (fusing gold foil onto silver) drop earrings, including shaping and texturing.

SARAH MACRAE

July 4 One Day £124

Beginners ID5467

### Enamel silver earrings

Learn basic enamelling techniques and make a pair of simple drop earrings.

SHEILA R MCDONALD

August 17 One Day £125

Beginners ID5539

## METALWORKING

### Make a silver box or bowl

Learn basic silversmithing skills and the working properties of silver to make and finish a small bowl or box.

JOHN NORGATE

June 7 One Day £161

Beginners ID5422

### The blacksmith's craft

Experience the rhythm of working hot steel using fire, hammering and shaping at the anvil to make a small piece of work.

ANDREW SMITH

July 4 One Day £132

Beginners ID5468

### The blacksmith's craft

Please see ID5468 above for information.

ANDREW SMITH

July 5 One Day £132

Beginners ID5472

### Blacksmithing

Try out basic tools and techniques used by the blacksmith in the hot-forging process, to make a small piece of work from steel.

PETER PARKINSON

September 12 One Day £132

Beginners ID5583

### Blacksmithing

Please see ID5583 above for information.

PETER PARKINSON

September 13 One Day £132

Beginners ID5587



## PHOTOGRAPHY

### Garden photography at West Dean

Using the beautiful West Dean Gardens as your source, learn how available light can influence your images as you capture well-composed pictures.

JACQUI HURST

July 4 One Day £114

Beginners ID5469

### Table top photography using natural light NEW

If you aspire to be a still life photographer, or need pictures of your work for a blog or website, learn how to get good results from a table top shoot.

JACQUI HURST

September 20 One Day £114

Beginners ID5606

### Digital portrait photography

An introduction to the principles of successful portrait photography including theory, camera controls, lighting and putting your subjects at ease.

STEPHEN WALBY

October 3 One Day £114

Beginners ID5638

## POTTERY AND CERAMICS

### Throwing pots

Discover the basic skills of throwing on the potter's wheel.

LOUISA TAYLOR

May 2 One Day £122

Beginners ID5359

### Make ceramic spoons

Learn to be inventive making ceramic spoons of all shapes and sizes, using hand building and surface decoration.

CLAIRE IRELAND

May 10 One Day £121

Suitable for all ID5369

### Throwing pots

Learn how to throw on an electric potter's wheel and create several stoneware pots.

ALISON SANDEMAN

June 27 One Day £122

Beginners ID5455

### Throwing pots

Please see ID5359 above for information.

LOUISA TAYLOR

July 4 One Day £122

Beginners ID5470

### Throwing pots

Please see ID5455 above for information.

ALISON SANDEMAN

September 12 One Day £122

Beginners ID5584

# TASTER COURSES

## SCULPTURE

### Carving in stone

Inspired by a natural object, explore sculptural carving in soft, easily-shaped Maltese Limestone.

SIMON KEELEY

June 28 One Day £123

Beginners ID5459

### Make a mini rod and string puppet NEW

Create a beautiful rod marionette in the Czech tradition using clay modelling for the head and hands and basic sewing for the body.

ISOBEL SMITH

July 4 One Day £114

Beginners ID5471

### Carving a small soapstone sculpture

Try direct carving and create your own hand-held, tactile soapstone sculpture.

PAULA HAUGHNEY

September 20 One Day £123

Beginners ID5607

## TEXTILES

### Silk painting

A colourful day painting creatively on silk using resists and steam-fix silk dyes. Work from your inspiration or flowers from the gardens.

MANDY SOUTHAN

May 28 One Day £122

Beginners ID5398

### Printed paper tealight lanterns NEW

An introduction to colour, print and pattern using simple printing and dyeing on paper. Develop your design ideas to make a tealight lantern.

NOEL HOLMES

July 5 One Day £119

Suitable for all ID5473

### Machine embroidered landscapes

Create an individual textile landscape picture, and experiment by piecing together textured fabrics, then paint and embroider by hand or machine.

WENDY DOLAN

August 25 One Day £114

Suitable for all ID5552



Janet Bolton

### Fearless free machine quilting NEW

Free machine quilting is the perfect way to enhance the surface and texture of quilts and gain confidence in working with free machine stitching.

JANICE GUNNER

September 13 One Day £124

Suitable for all ID5588

### Crochet – the basics

Crochet simple squares and learn the basic stitches of crochet, shaping, colour changing, working in the round, basic finishing techniques and how to read a pattern.

JUJU VAIL

September 14 One Day £119

Beginners ID5593

### Hand knitting – the basics

Learn how to cast on, knit and purl, increase and decrease, add new colours and how to bind off using the faster continental method.

JUJU VAIL

September 15 One Day £119

Beginners ID5596

### Hand knitting – toe-up, afterthought heel socks NEW

Learn this quick method for knitting well fitted socks! Master the useful Magic Loop technique, invisible figure of eight cast-on and afterthought heels.

JUJU VAIL

September 16 One Day £124

Intermediate ID5598

### Making pictures with fabric and stitch

Explore colour and fabric choices, placing and the use of stitch and other embellishments to create your own picture.

JANET BOLTON

October 27 One Day £111

Beginners ID5698

## WOODWORKING AND FURNITURE MAKING

### Woodturning – making a small bowl

Learn all about woodturning techniques and complete a basic bowl.

COLIN SIMPSON

May 21 One Day £124

Beginners ID5387

### Make a country-style stool

Make a three-legged stool, using Windsor chair making methods to turn legs and shape the seat with a traditional spokeshave.

JAMES MURSELL

June 24 One Day £134

Beginners ID5440

### Woodcarving

Discover the essentials of woodcarving as you carve a simple relief of a fish, fruit or other object in limewood.

PETER CLOTHIER

July 5 One Day £111

Beginners ID5474

### Woodturning – make a small bowl

Create a small bowl as you try your hand at woodturning and make objects from ash or sycamore.

DAVE REGESTER

September 14 One Day £128

Beginners ID5589

### Woodturning – make a small bowl

Please see ID5589 above for information.

DAVE REGESTER

September 15 One Day £128

Beginners ID5594



# VISUAL ARTS & CRAFT SUMMER SCHOOLS 2015

**Our Summer Schools are a creative and social highlight of the year.** In full summer West Dean College offers the perfect location to release your creativity on one of our engaging courses. Relax with tutors and other students, exchanging ideas, insights and experiences. Special features of the week include short illustrated talks by tutors on their work, a programmed swap-over session to another course of your choice, displays of tutors' work and a special party with dinner, entertainment and music. There is also an optional evening at the Chichester Festival Theatre.

ALL THE SUMMER SCHOOL COURSES are highlighted in each subject area with **Summer School**.

See pages 34–35 for our Music Summer Schools.



## MEXICAN WEEK

Colourful and spicy, this week focuses on inspiration from Mexican culture, both traditional and contemporary, with a mix of tutors who are either native to Mexico or whose working practise is influenced by Mexican aesthetics.

Painting in egg tempera: make vibrant pigments and explore techniques **NEW**

See page 14 for further information.

**MAX JACKSON**

October 18–23 Five Days £571

Suitable for all 5D5675

Painting inspired by Mexico: dreams and miracles **NEW**

See page 14 for further information.

**CHRISTOPHER CORR**

October 18–23 Five Days £520

Suitable for all 5D5676

Experimental printmaking **NEW**

See page 18 for further information.

**DEMIÁN FLORES**

October 18–23 Five Days £569

Intermediate 5D5677

Inspired by Mexico – make resin jewellery **NEW**

See page 30 for further information.

**SOPHIE SIMONE CORTINA**

October 18–23 Five Days £564

Suitable for all 5D5678

Make papier-mâché boxes, masks and figures **NEW**

See page 43 for further information.

**BORIS SPIDER**

October 18–23 Five Days £559

Suitable for all 5D5679

Freeform pattern cutting and garment making with Mexican panache **NEW**

See page 45 for further information.

**CARMEN RION**

October 18–23 Five Days £539

Intermediate 5D5680

Vibrant silk painting – inspired by Mexico **NEW**

See page 48 for further information.

**HILARY SIMON**

October 18–23 Five Days £539

Suitable for all 5D5681


Mexican appliqué art textiles and crafts **NEW**

See page 48 for further information.

**KATINA RIBA**

October 18–23 Five Days £539

Suitable for all 5D5682



Chris Corr



Boris Spider



Hilary Simon

# CONTINUING PROFESSIONAL DEVELOPMENT (CPD) IN CONSERVATION

West Dean's Building Conservation Masterclasses (BCMs), developed in collaboration with English Heritage, provide training in the technical and practical skills needed for the repair and maintenance of historic structures. Relevant to conservators, conservation officers, architects, surveyors, specifiers and specialist contractors, these courses are taught by leading practitioners in the field and are recognised by English Heritage.

The Professional Conservators in Practice courses (PCIPs) are designed for professional conservators keen to refresh their skills and keep their knowledge of developments in materials and techniques up-to-date. Collaboration with relevant organisations and specialists has resulted in an outstanding range of expertise on each course. Teaching approaches vary according to the demands of the subject matter and some courses are workshop-based while others are conference-style events. We can also create bespoke conservation courses, so whether you are a contractor who wants some training for your employees or an organisation wanting to learn the basics, we can help.



“  
Such an informative course, with great lectures backed up by practical sessions.”

Ian Parmenter,  
Plasters and Renders, April 2014

For a brochure or for further information on all the conservation short courses, please contact the CPD Course Organiser at West Dean College.

Call 01243 818219/811301, email: [cpd@westdean.org.uk](mailto:cpd@westdean.org.uk) or visit [www.westdean.org.uk/college](http://www.westdean.org.uk/college) – click on Conservation CPD

## DIPLOMA, MA AND MFA AT WEST DEAN COLLEGE



West Dean College has an international reputation in Conservation and Creative Arts. We offer full-time graduate and postgraduate study in Conservation and Visual Arts to Diploma and MA level, as well as College Diplomas in Restoration of Clocks, Furniture and Making Stringed Musical Instruments. New for 2015 (part-time) are MA Creative Writing and Publishing,\* and MA Collections Care and Conservation Management.\*

Students are equipped with advanced levels of practical skills and enjoy a low student-to-staff ratio averaging 8:1 allowing for a great degree of individual tuition.

\*Subject to validation

The College's flexible interdisciplinary approach underpins all programmes of study and stimulates open exchange of ideas and information. Many graduates go on to become leading practitioners in their field.

West Dean offers a uniquely immersive environment with historical connections to the Surrealist Movement.

Resources include exceptionally large studios and dedicated workshops, open from 7am to 10pm seven days a week, and a specialist Art and Conservation library.

In a 2014 student survey, 89% cited reputation of West Dean College and/or their tutors as the reason they chose to study here.

With the support of funders who share our values, we are able to offer several generous scholarships.

To find out more call 01243 818291, email [diplomas@westdean.org.uk](mailto:diplomas@westdean.org.uk), or see our prospectus online at [www.westdean.org.uk/college](http://www.westdean.org.uk/college)



# CHRONOLOGICAL LIST OF COURSES AND EVENTS

Level of experience needed for each course

BEG: Beginners INT: Intermediate ADV: Advanced ALL: Suitable for all

APR 30–MAY 3	Painting tulips in watercolours	ALL	10	JUNE 13	Revamping tired garden borders	BEG/INT	25
APR 30–MAY 3	Polymer clay jewellery	ALL	28	JUNE 14	Gardening – hydrangeas	BEG/INT	25
APR 30–MAY 3	Mosaics	BEG/INT	27	JUNE 14–17	Granulation in jewellery	INT/ADV	29
APR 30–MAY 3	Digital portraits – natural light	INT	36	JUNE 14–18	Life sculpting in clay	ALL	42
APR 30–MAY 3	A sculpture course – using plaster	ALL	42	JUNE 15–18	Hand embroidered pictures	ALL	46
MAY 1–3	Beginners' acrylics	BEG	15	JUNE 17	Stained glass taster	BEG	56
MAY 1–3	Silversmithing for beginners	BEG	32	JUNE 18	Stained glass taster	BEG	56
MAY 1–3	Making a wooden hand plane	INT	52	JUNE 19–21	Drawing for beginners	BEG	11
MAY 1–4	Making, patching, stitching and darning	INT	44	JUNE 19–21	Metalwork for the garden	ALL	32
MAY 2	Growing fruit and vegetables	BEG/INT	24	JUNE 19–21	Black and white digital photography	INT	36
MAY 2	Throwing pots taster	BEG	57	JUNE 20	Growing fruit and vegetables	BEG/INT	24
MAY 3–6	Japanese woodblock printing	BEG	17	JUNE 21	Portrait in oils	INT/ADV	15
MAY 3–8	Carve a wooden string puppet	ALL	41	JUNE 21–23	Stop-motion animation	BEG/INT	37
MAY 4–8	Botanical painting – buds	ALL	10	JUNE 21–24	Landscape drawing	INT/ADV	11
MAY 5–8	Pleating and dyeing techniques on silk	ALL	46	JUNE 21–24	Making kiln-formed relief glass	ALL	26
MAY 7–10	Creative paper laminating	ALL	22	JUNE 22	Drawing in the gardens	ALL	11
MAY 8–10	Life drawing	ALL	10	JUNE 24	Watercolour painting	BEG	56
MAY 8–10	Freedom in watercolour and ink	BEG	15	JUNE 24	A country-style stool	BEG	58
MAY 8–10	Freelance writing	BEG	55	JUNE 25	Painting – acrylics taster	BEG	56
MAY 8–10	Glass engraving	BEG/INT	26	JUNE 26	Botanical painting taster	BEG	56
MAY 9	Monkey! Puppet show	AGE 4+	8	JUNE 27	Throwing pots taster	BEG	57
MAY 10	Make ceramic spoons	ALL	57	JUNE 27	Enamelling bowls taster	BEG	56
MAY 10–14	Painting townscapes	INT/ADV	14	JUNE 27	Portrait painting taster	BEG	56
MAY 10–15	Stone carving the human form	ALL	41	JUNE 28	Enamelling bowls taster	BEG	56
MAY 11–13	Bead threading and knotting	ALL	29	JUNE 28	Practical glazing day	ALL	38
MAY 11–14	Weaving – colour and texture	ALL	49	JUNE 28	Stone carving – a taster day	BEG	58
MAY 13–17	Willow basketmaking	INT/ADV	21	JUNE 28–JULY 1	Dynamic drawing	ALL	11
MAY 14–17	Gilding and painting a miniature	ALL	23	JUNE 28–JULY 1	Basketmaking and chair seating	ALL	21
MAY 14–17	Wheel thrown porcelain	INT/ADV	38	JUNE 28–JULY 2	Collaged linocut prints	ALL	17
MAY 15–17	Still life painting – oils	INT/ADV	15	JUNE 28–JULY 2	Shoe making in fabric	INT	44
MAY 15–17	Stained glass for beginners	BEG	26	JUNE 28–JULY 2	Colour in woven tapestry	INT	49
MAY 15–17	A passion for singing	INT/ADV	34	JULY 2	Basketry taster	BEG	56
MAY 15–17	Leather moulding techniques	ALL	46	JULY 4	Silver and gold earrings taster	BEG	57
MAY 15–18	A Sussex sketchbook – drawing course	ALL	10	JULY 4	Blacksmithing taster	BEG	57
MAY 17–20	Monotype – printmaking	BEG/INT	17	JULY 4	Garden photography	BEG	57
MAY 17–22	Making jewellery in silver	ALL	29	JULY 4	Throwing pots taster	BEG	57
MAY 18–22	Pastel painting	INT/ADV	13	JULY 4	Make a string puppet taster	BEG	58
MAY 21	Woodturning taster	BEG	58	JULY 5	Blacksmithing taster	BEG	57
MAY 21–24	Woodturning	BEG	53	JULY 5	Paper tealight lanterns	ALL	58
MAY 22–24	Painting pets with character	ALL	13	JULY 5	Woodcarving taster	BEG	58
MAY 22–24	Watercolour painting for beginners	BEG	16	JULY 5–10	Advanced furniture making	ADV	52
MAY 22–24	Netsuke carving	BEG/INT	53	JULY 9–12	Photography techniques	BEG/INT	36
MAY 22–25	Make a unique artists book	BEG	22	JULY 9–12	Exploring felt making	ALL	46
MAY 22–25	Making vessels from paper	BEG/INT	22	JULY 10–12	Oil painting for beginners	BEG	15
MAY 22–25	Control your DSLR camera	BEG/INT	36	JULY 10–12	Calligraphy for beginners	BEG	23
MAY 24–28	Collage and drawing	INT/ADV	12	JULY 10–12	Fused glass jewellery	ALL	26
MAY 24–28	Pastels	BEG/INT	13	JULY 10–12	Blacksmithing metal candlesticks	ALL	32
MAY 25–28	Mixed media images	BEG/INT	13	JULY 10–12	General silversmithing	ALL	32
MAY 25–28	Calligraphy – writing with quills	ALL	23	JULY 10–12	Sculpture – drawing and making	ALL	42
MAY 28	Silk painting taster	BEG	58	JULY 12–16	Botanical painting – summer colours	ALL	10
MAY 28–31	Silk painting – colour	INT/ADV	46	JULY 12–17	Abstract painting	INT/ADV	14
MAY 28–31	Adventurous drawing	INT/ADV	10	JULY 12–17	Furniture making – a wall cabinet	BEG/INT	52
MAY 28–31	Portrait painting	ALL	13	JULY 13–17	Pottery – a throwers' workshop	INT/ADV	38
MAY 28–31	Glorious coloured enamel	ALL	28	JULY 13–17	Textiles: shadows and mark-making	ALL	46
MAY 28–31	Ceramics – hand built forms	ALL	38	JULY 16–19	Letter carve a bowl	INT/ADV	53
MAY 28–31	Beadwork jewellery	BEG/INT	44	JULY 17–19	Oil studies – landscape	BEG/INT	15
MAY 29–31	Photoshop	BEG	36	JULY 17–19	Coiled clay vessels	ALL	39
MAY 31	Ukulele workshop	BEG/INT	34	JULY 17–19	Silk scarves – brilliant with pattern	BEG/INT	46
MAY 31–JUNE 3	From small to large drawings	ALL	11	JULY 17–19	Woodworking – a portable bookcase	BEG	52
MAY 31–JUNE 3	Picture framing	BEG	54	JULY 17–19	Acrylics workshop	BEG/INT	16
MAY 31–JUNE 5	Watercolours – summer light	INT/ADV	16	JULY 17–20	Stone setting	INT/ADV	29
MAY 31–JUNE 5	Jewellery – design and make	INT/ADV	29	JULY 17–20	Corset making	INT	44
JUNE 4–7	Dressmaking – sew a skirt	INT	44	JULY 19–24	Exploring drawing	INT/ADV	11
JUNE 5–7	Writing for women's magazines	ALL	55	JULY 19–24	Colour, tone and division	INT/ADV	14
JUNE 5–7	Make glass beads	BEG	26	JULY 19–24	Mosaics – the principles of making	INT/ADV	27
JUNE 5–7	Mosaics	BEG/INT	27	JULY 19–24	Mosaic intensive	INT/ADV	27
JUNE 5–7	Sculpture – modelling and carving	BEG	42	JULY 19–25	Chilingirian Quartet Course with concerts	INT/ADV	34
JUNE 5–7	Tapestry weaving – the basics	BEG	49	JULY 20–23	Handmade tailored lampshades	ALL	44
JUNE 5–8	Printmaking	ALL	17	JULY 25–31	<b>The Summer School in Visual Art &amp; Craft</b>	<b>Week 1</b>	
JUNE 5–8	Pottery – throwing and turning	ALL	38	JULY 25–31	Experimental drawing	ALL	11
JUNE 6	The vegetable patch – garden lecture	ALL	24	JULY 25–31	Oil painting water landscapes	ALL	15
JUNE 7	The walled kitchen garden – garden lecture	ALL	24	JULY 25–31	Letterpress printing	ALL	17
JUNE 7	Silversmithing	BEG	57	JULY 25–31	Design and make mosaics	ALL	27
JUNE 7	Chilingirian Quartet – music appreciation	ALL	34	JULY 25–31	Enamel – combining techniques	ALL	28
JUNE 7–10	Photograms on paper and fabric	ALL	46	JULY 25–31	Sculpting in metals	ALL	32
JUNE 7–12	Life painting	INT/ADV	14	JULY 25–31	Porcelain – form and surface	INT/ADV	39
JUNE 7–12	Silversmithing – catches for boxes	INT/ADV	32	JULY 25–31	Stone carving	ALL	41
JUNE 8–11	Willow work for the garden	BEG/INT	21	JULY 25–31	Explore hand embroidery	ALL	47
JUNE 8–12	Sketching across the South Downs	ALL	11	JULY 25–31	Creative felt making	ALL	47
JUNE 8–12	Gaudi inspired machine embroidery	ALL	44	AUG 1–7	<b>The Summer School in Visual Art &amp; Craft</b>	<b>Week 2</b>	
JUNE 12–14	Photo-screenprinting	BEG	17	AUG 1–7	Painting the lost and found	ALL	16
JUNE 12–14	Hand marbling on paper	BEG/INT	22	AUG 1–7	Painting the nude	ALL	15
JUNE 12–14	Fold forming metal	ALL	29	AUG 1–7	West Dean in woodcut	ALL	17
JUNE 12–14	Digital photography in the garden	BEG/INT	36	AUG 1–7	Creative silversmithing	ALL	33
JUNE 12–14	Pottery – throwing and turning	BEG	38	AUG 1–7	Animal sculpture	ALL	42
JUNE 12–14	Taxidermy	BEG	42	AUG 1–7	Dynamic textile printing	ALL	47
JUNE 12–15	Realism drawing	BEG/INT	11	AUG 1–7	Digital print for textiles	BEG/INT	47

# CHRONOLOGICAL LIST OF COURSES AND EVENTS

AUG 1-7	Tapestry weaving	BEG/INT	49	SEPT 25-27	Oil painting for beginners	BEG	15
AUG 1-7	Sculptural woodcarving	ALL	53	SEPT 25-27	Creative calligraphy	BEG/INT	23
<b>AUG 8-14</b>	<b>The Summer School in Visual Art &amp; Craft</b>	<b>Week 3</b>		SEPT 25-27	Twisted wire rings and bracelets	ALL	30
AUG 8-14	Painting on location	ALL	13	SEPT 25-27	Pottery – glazing and decorating	ALL	39
AUG 8-14	Watercolours – Spring Garden	ALL	16	SEPT 25-28	Talkative colour	ALL	14
AUG 8-14	Printmaking with lino	ALL	17	SEPT 25-28	Simple automata	ALL	41
AUG 8-14	Explore fibre art and basketry	ALL	21	<b>SEPT 26</b>	Gardening in autumn and winter	BEG/INT	24
AUG 8-14	The wonders of warm glass	ALL	26	SEPT 27-OCT 1	Anticlastic raising and fold forming	BEG/INT	30
AUG 8-14	Create your own jewellery	ALL	29	SEPT 28-OCT 1	Painting still life in watercolours	ALL	16
AUG 8-14	Creative photography	ALL	36	SEPT 28-OCT 1	Pictorial glass techniques	ALL	26
AUG 8-14	Exploring sculptural themes	ALL	42	SEPT 28-OCT 1	Millinery – organdie flowers	ALL	45
AUG 8-14	Machine embroidered animals	INT	44	SEPT 28-OCT 1	Dressmaking for beginners	BEG	45
<b>AUG 14-16</b>	Enamelling for beginners	BEG	28	SEPT 28-OCT 2	Painting still life – towards abstraction	INT/ADV	14
AUG 15-21	Classical Guitar Summer School with concerts	ALL	35	OCT 1-4	Stained glass – colour, line and light	ALL	26
AUG 16-21	Mixed media, collage and process	ALL	13	<b>OCT 2-4</b>	Experimental pastels	BEG/INT	12
AUG 16-21	Pottery – Raku making and firing	ALL	39	<b>OCT 2-4</b>	Portrait painting in oils	INT/ADV	15
AUG 17	Enamel silver earrings	BEG	57	<b>OCT 2-4</b>	Enamel for beginners	BEG	28
AUG 20-23	Drawing with light	ALL	12	<b>OCT 2-4</b>	Czech music – music appreciation	ALL	35
<b>AUG 21-23</b>	Introduction to printmaking	BEG	17	<b>OCT 2-4</b>	Tapestry weaving for beginners	BEG	49
<b>AUG 21-23</b>	Writing poetry	ALL	55	<b>OCT 2-4</b>	Hand cut dovetails	INT	52
<b>AUG 21-23</b>	Glass engraving – lettering	INT/ADV	26	<b>OCT 2-4</b>	Sculptural woodcarving	ALL	53
<b>AUG 21-23</b>	Control your DSLR camera	BEG/INT	36	<b>OCT 3</b>	Portrait photography taster	BEG	57
<b>AUG 21-23</b>	Stone carving – trees, leaves and seeds	ALL	41	<b>OCT 3</b>	Piano and violin recital: Czech music	---	9
AUG 21-24	Jewellery – mixed metals and stones	INT	29	OCT 4-7	Calligraphy – italics	ALL	23
AUG 21-24	Hand embroidery – techniques	BEG/INT	45	OCT 4-7	Traditional upholstery	BEG	54
AUG 21-26	Painting summer trees in oils	INT/ADV	15	OCT 4-8	Painting with a Chinese brush	ALL	16
AUG 23-27	Fusing photography and oil paint	INT	13	OCT 4-8	Blacksmithing – sculpture from scrap	ALL	32
AUG 23-27	Making vessels in wood and clay	ALL	53	OCT 4-8	Paint and screenprint art textiles	ADV	48
AUG 23-28	Pattern cutting and sewing a coat	INT/ADV	45	OCT 4-9	Bookbinding	ALL	22
AUG 24-27	Natural dyeing	ALL	49	OCT 5-8	Exploring Japanese pottery	BEG/INT	40
AUG 25	Machine embroidery taster	ALL	58	OCT 7	Garden design	BEG/INT	25
AUG 25-28	Calligraphy – expressing words	INT	23	OCT 7-9	Sculptural willow for the garden	BEG/INT	21
AUG 27-30	Portrait painting in oils	ALL	15	OCT 8-11	Lettercutting in stone and slate	ALL	23
AUG 27-30	Creative use of Photoshop	INT	37	OCT 8-11	Mythical beasts – stone carving	ALL	41
<b>AUG 28-30</b>	Intuitive drawing	ALL	12	<b>OCT 9-11</b>	Fabulous fungi – botanical painting	ALL	10
<b>AUG 28-30</b>	Pottery – throwing and turning	BEG	39	<b>OCT 9-11</b>	Starting with watercolours	BEG	16
AUG 28-31	Mosaics for the garden	ALL	27	<b>OCT 9-11</b>	Woodcut printmaking	ALL	17
AUG 28-31	Basic blacksmithing	BEG	32	<b>OCT 9-11</b>	Short story writing	BEG/INT	55
AUG 28-31	Textiles printing and dévoré	ALL	47	<b>OCT 9-11</b>	Mosaics	BEG/INT	27
AUG 28-SEPT 4	Silversmithing Summer School	ALL	33	<b>OCT 9-11</b>	Hand engraving on metal	ALL	33
AUG 30-SEPT 2	Soft leather bags	ALL	46	<b>OCT 9-11</b>	Photography – using Adobe Lightroom	BEG	37
AUG 30-SEPT 3	Repairing and caring for furniture	BEG/INT	52	<b>OCT 9-11</b>	Passementerie	INT	49
AUG 30-SEPT 4	Make a mini puppet show	ALL	41	OCT 11-15	Creative felt making	ALL	48
AUG 31-SEPT 3	Throwing porcelain	INT/ADV	39	OCT 11-16	Playful drawing	INT/ADV	12
AUG 31-SEPT 4	Sculptural textile forms	INT/ADV	42	OCT 11-16	Byzantine icon painting	ALL	14
SEPT 3-6	Make simple furniture	BEG	52	OCT 11-16	Japanese ceramics	INT/ADV	40
SEPT 4	Drawing taster	BEG	56	OCT 11-16	Windsor chair making	ALL	52
<b>SEPT 4-6</b>	Drawing for improvers	BEG/INT	12	OCT 15-18	Fastenings and findings for jewellery	INT/ADV	30
<b>SEPT 4-6</b>	Bobbin lacemaking	ALL	49	OCT 15-18	Walking with your camera	INT	37
<b>SEPT 4-6</b>	Woodcarving	BEG	53	OCT 15-18	Experimental drawing for textiles	INT/ADV	48
SEPT 4-7	Portrait heads in terracotta	ALL	43	OCT 15-18	Hand knitting – garments	INT/ADV	49
<b>SEPT 6</b>	Propagation – plants for free	BEG/INT	25	<b>OCT 16-18</b>	Drawing for beginners	BEG	12
SEPT 6-8	Portrait painting – all media	ALL	14	<b>OCT 16-18</b>	Watercolour painting – the nude	INT/ADV	16
SEPT 6-8	Machine embroidery	ALL	45	<b>OCT 16-18</b>	Kiln-formed glass	BEG	26
SEPT 6-9	Make a paper lampshade	ALL	47	<b>OCT 16-18</b>	Metalwork – outdoor sculptures	ALL	32
SEPT 7-10	Furniture painting	BEG/INT	54	<b>OCT 16-18</b>	Long-bow making	ALL	53
<b>SEPT 12</b>	Oil painting taster	BEG	56	<b>OCT 17</b>	Growing fruit and vegetables	BEG/INT	24
<b>SEPT 12</b>	Writing your family history	BEG	55	<b>OCT 18-23</b>	<b>Mexican Week</b>		
<b>SEPT 12</b>	Blacksmithing	BEG	57	OCT 18-23	Painting inspired by Mexico	ALL	14
<b>SEPT 12</b>	Throwing pots taster	BEG	57	OCT 18-23	Painting in egg tempera	ALL	14
<b>SEPT 13</b>	Botanical painting taster	BEG	56	OCT 18-23	Experimental printmaking	INT	18
<b>SEPT 13</b>	Church and event flowers	BEG/INT	25	OCT 18-23	Mexican inspired resin jewellery	ALL	30
<b>SEPT 13</b>	Blacksmithing	BEG	57	OCT 18-23	Papier-mâché boxes and figures	ALL	43
<b>SEPT 13</b>	Free machine quilting taster	ALL	58	OCT 18-23	Freeform pattern cutting and making	INT	45
SEPT 13-17	Indigo dyed shibori textiles	ALL	48	OCT 18-23	Vibrant silk painting	ALL	48
SEPT 13-18	Dynamic collage with paint	ALL	13	OCT 18-23	Mexican appliqué art	ALL	48
SEPT 13-18	Enamelling copper bowls	ALL	28	<b>OCT 23-25</b>	Japanese Sumi-e ink painting	ALL	16
SEPT 14	Crochet taster	BEG	58	<b>OCT 23-25</b>	Wood engraving	ALL	18
SEPT 14	Woodturning taster	BEG	58	<b>OCT 23-25</b>	Crime writing	ALL	55
SEPT 14-17	Creative photography – coastal and landscape	BEG/INT	37	<b>OCT 23-25</b>	Fine furniture – an inlaid tray	ALL	52
SEPT 15	Woodturning taster	BEG	58	<b>OCT 23-25</b>	Woodturning bowls – texture	BEG/INT	54
SEPT 15	Hand knitting taster	BEG	58	OCT 23-26	Painting interiors	INT/ADV	13
SEPT 15-18	Drawing the horse	ALL	12	OCT 23-26	Jewellery – ring-linking	ALL	30
SEPT 15-18	Woodturning	ALL	53	OCT 23-26	Creative blacksmithing projects	ALL	32
SEPT 16	Hand knitting – socks	INT	58	OCT 23-26	Making fabric pictures	ALL	48
SEPT 17-20	Embroidered book covers	ALL	45	<b>OCT 24</b>	Old plants, new plants – garden talk	ALL	24
<b>SEPT 18-20</b>	Botanical painting – harvest	ALL	10	OCT 25-29	Anatomical drawing	INT/ADV	12
<b>SEPT 18-20</b>	Linocut and relief printmaking	ALL	17	OCT 25-29	Raku techniques	ALL	40
<b>SEPT 18-20</b>	Make glass beads	BEG	26	OCT 25-29	Overlays – creative textiles	INT/ADV	49
<b>SEPT 18-20</b>	Upcycle vintage jewellery	ALL	29	OCT 25-30	Expressive screenprinting	ALL	18
<b>SEPT 18-20</b>	Braid weaving	BEG	49	OCT 25-30	Singing for performers	INT/ADV	35
SEPT 18-21	The black and white sketchbook	ALL	12	OCT 26-30	Enamel – exploring process	INT/ADV	28
<b>SEPT 20</b>	Tabletop photography	BEG	57	OCT 27	Making fabric pictures taster	BEG	58
<b>SEPT 20</b>	Stone carving	BEG	58	OCT 28-NOV 1	Landscape painting – mixed media	INT	13
SEPT 20-24	Etching workshop	ALL	17	OCT 29-NOV 1	Life drawing	INT	12
SEPT 20-24	Picture framing	ALL	54	OCT 29-NOV 1	Hand embroidery – writing	INT/ADV	45
SEPT 20-2	Stone carving – spirals and shells	ALL	41	<b>OCT 31</b>	Gardening – the small garden	ALL	25
SEPT 20-25	Sculpting animals in clay	ALL	40				
SEPT 20-25	Make an occasional table	INT	52				
SEPT 21-24	Painting and drawing the figure	INT/ADV	14				
SEPT 21-24	Make a carousel pop up book	ALL	22				
SEPT 24-27	Basketmaking – from East Germany	ALL	21				
SEPT 24-27	Make a pocketbook	ALL	22				



# USEFUL INFORMATION

## USEFUL INFORMATION IF YOU ARE BOOKING A COURSE AT WEST DEAN

Course fees listed by each course are non-residential and include course tuition. Courses lasting more than one day start early evening. Dinner on the first evening is included along with lunch, tea and coffee throughout your stay. Students enjoy use of all the College facilities, including the Computer Suite and Library as well as access to West Dean's award-winning Gardens. To book accommodation with evening meals and breakfast, please refer to the fees on page 67.

### ACCOMMODATION

All guest rooms have tea and coffee making facilities, hair dryer and a clock radio. Most rooms are ensuite or with adjacent private facilities. Soap and towels are provided and we have a limited number of rooms with shared facilities. Ten rooms are located in the Vicarage, just behind the College and annexes in the grounds are used in the summer.

### ACCESSIBILITY

The main House is a large historic building with several changes in floor level. It has been adapted to help people with a disability attend courses. Please contact the Bookings Office to discuss access or any other concerns and indicate these on your postal booking form or in 'special requirements' if booking online. There is an ensuite guest room in the House adapted for wheelchair users which is accessible by lift. The lift also gives access to some guest rooms on the second floor which are suitable for visitors with limited mobility but not for wheelchair users.

The two first-floor Art Studios in the House are reached by a single flight of stairs or a stair-lift. The Forge, the Old Dairy, the Orangery, Auditorium and the Sculpture Courtyard are not in the House. The Orangery Studio is situated in the gardens, 25 metres from the House; the Auditorium, The Forge and Sculpture Courtyard are part of The Edward James Studios approximately eight minutes walk from the House.

The College has two mobility scooters; please book these in advance. If you are deaf or hard of hearing we can supply a Deafard vibrating pad to place under your pillow to alert you if the fire alarm is sounded. If you require this facility please indicate this on your postal booking form or in 'special requirements' if booking online. Pets, other than assistance dogs, cannot be accommodated at the College. Please don't leave dogs in vehicles in the College car park at any time.

### DINING

The dining room is a self-service restaurant which provides an extensive range of salads, hot dishes, and a vegetarian option at every service. If you have specific dietary requirements please indicate these on your postal booking form or in 'dietary requirements' if booking online. If you would like to discuss your needs please contact the Head Chef on **01243 818268**.

### IMPORTANT INFORMATION

Mobile phone reception for most networks is limited both in and around the College. Free Wi-Fi is available in most public areas of the College. A payphone is situated near the reception desk in the College. Drinking water can only be taken into workshops and studios in sports-top bottles. Bottled water is available from the bar. Smoking is not permitted anywhere in West Dean College or its associated outbuildings.

### MATERIALS AND EQUIPMENT

Our workshops and studios are all well-equipped with relevant tools and equipment. You will receive course details when booking. These give you a list of materials and equipment you need for each course.

On some courses, material costs, or part of these costs, are included in the fees. The course details also list the materials and equipment that will be stocked in our Craft Shop for your course. However, it is best to wait and discuss requirements with the tutor before purchasing specific items. Any items that you need to bring are listed separately. Please remember that on practical courses you will often need to purchase materials throughout the course to complete projects – e.g. silver and jewellery courses, paints etc. All personal protection equipment is supplied by the College except footwear – steel toe capped safety boots are required for courses held in the Forge.

### OVERSEAS STUDENTS

New UK immigration rules state that if you plan to study while you are in this country you should enter the UK as a student not as a tourist. You may apply for a Student Visitor Visa in advance, or apply for entry clearance as a Student Visitor when you arrive at a UK airport. Please check before you travel which applies. Find out more at [ukba.homeoffice.gov.uk](http://ukba.homeoffice.gov.uk)



# USEFUL INFORMATION

## USUAL TIMETABLE

For courses more than one day in length

### Arrival Day 1

**From 4pm**

Arrival for residential students.

Non-residential students to arrive

by 6.45pm

**6.45pm**

Welcome chat

**7pm**

Dinner

**8–9pm**

First teaching session

### Daily Timetable

**9.15am**

Morning classes

**10.30am**

Coffee

**11am**

Classes

**12.45pm**

Lunch

**2pm**

Afternoon classes

**3.30pm**

Tea

**5pm**

Classes finish

**7pm**

Dinner (for residential students only)

**8pm**

Evening working – students may have evening access to certain workshops in the absence of their tutor, but only with their tutor's permission and provided it is safe to do so. Some courses and lectures follow different timetables. Details are sent with your booking confirmation.

### Departure – last day

**9.15am**

Morning classes

**10am**

Residential students are asked to vacate rooms

**10.30am**

Morning coffee

**11am**

Classes

**12.45pm**

Lunch

**3pm**

Classes finish

**3.30pm**

Tea then departure



## HOW TO MAKE YOUR BOOKING

Online at [www.westdean.org.uk](http://www.westdean.org.uk)

Find the course that you are interested in, then select the 'book' button. You will need to pay the full fee when booking online.

A confirmation email will be sent asking you to download the course details and arrival and registration information. If you have booked accommodation, you will receive a separate email confirmation within three working days.

### Call 01243 818300

Between 7.30am to 8pm, seven days a week. The full fee is payable when booking. We will send you confirmation of your place and will include the full course details and arrival and registration information. If this is your first course you will receive a 10% discount.

### By post, fax or email

Simply complete one booking form per person. If you need additional forms please photocopy the form or download one from our website, [www.westdean.org.uk](http://www.westdean.org.uk). A deposit of £115 per person, per course is payable, or the full cost of the course if £115 or less. The final payment is due six weeks before the start of the course. Full payment is therefore required if you make your booking within six weeks of the course. If paying by credit or debit card final payment will be taken six weeks before the course starts.

After booking we will send you a confirmation pack containing all the information you need, including course details and notice of any outstanding payment. If the course is fully booked we will contact you promptly to discuss alternative courses or arrange a refund. Post to **Bookings Office, West Dean College, West Dean, Chichester, West Sussex PO18 0QZ**  
Fax **+44 (0)1243 818293**  
Email [bookingoffice@westdean.org.uk](mailto:bookingoffice@westdean.org.uk)

We are always happy to help with any queries you have when making your course selection. Call us on 01243 818300.

## HOW TO GET TO WEST DEAN

West Dean College is in the South East of England, on the A286, six miles north of the historic city of Chichester and 60 miles south of London.

**Road:** The College postcode is PO18 0QZ. There is convenient road access from London (65 miles) and from Gatwick, Southampton and Heathrow airports.

**Rail:** The nearest railway station is Chichester (from London Victoria) from where the College minibus collects students at certain times. It is within reach of Eurotunnel connections as well as cross channel ferries from Portsmouth, Dover and Newhaven. Further travel details will be sent with your booking confirmation letter.

## EQUAL OPPORTUNITY

As part of The Edward James Foundation, West Dean College is committed to equality of opportunity for its staff and students. It values diversity and strives to create a positive and inclusive atmosphere based on respect for others in which people are actively encouraged to reach their full potential.

## PLEASE RETURN TO

Bookings Office, West Dean College,  
West Dean, Chichester, West Sussex PO18 0QZ

## FOR OFFICE USE

Room:

ID:

Promotional code:

### PAYMENT

**Deposit required:** £115 per person per course.

**Full payment required:** if booking less than six weeks in advance of the course, or if the course is £115 or less.

### CARD DETAILS

**Amex not accepted. Please charge my card below with:**

☐ Full fee or

☐ Deposit (then final balance six weeks before course start date)

Card number

Security code  (three digit code on the reverse of card)

Valid from  Expiry date

Issue number  (if applicable)

Name (as it appears on the card)

### CHEQUE

Please make cheques payable to 'The Edward James Foundation Ltd'

☐ Full fee or ☐ Deposit

Signature

Date

### YOUR DETAILS

Title

First name

Surname

☐

Male

☐

Female

Address

Postcode

Country

Date of birth

Email

Telephone home

Work/mobile

Nationality (Please check your VISA requirements)

Special needs (Please provide brief details or supply a letter with your booking form)

Dietary needs/mobility needs/other

If this is your first course at West Dean, how did you hear about it?

I am happy to receive  
information from West Dean

☐

Yes

☐

No

I would like my confirmation

☐

Emailed

☐

Posted

**COURSE DETAILS** Please refer to each course listing in brochure for fees

Courses	Course code	Course/lecture title	Dates	Cost (£)
1st course				
2nd course				
3rd course				

**ACCOMMODATION** Accommodation required? ☐ Yes ☐ No (Please indicate your preferred room type and enter costs in the table below)

		1st course	2nd course	3rd course
Single room with shared bathroom facilities (limited in number)	Main House	<input type="checkbox"/>	<input type="checkbox"/>	<input type="checkbox"/>
Single room with ensuite shower (limited in number)	Annexe	<input type="checkbox"/>	<input type="checkbox"/>	<input type="checkbox"/>
Standard room with ensuite or adjacent private bath or shower (Main House/Vicarage)	Single occupancy	<input type="checkbox"/>	<input type="checkbox"/>	<input type="checkbox"/>
	Twin occupancy (see below)	<input type="checkbox"/>	<input type="checkbox"/>	<input type="checkbox"/>
Superior room with ensuite bathroom	Single occupancy	<input type="checkbox"/>	<input type="checkbox"/>	<input type="checkbox"/>
	Twin occupancy (see below)	<input type="checkbox"/>	<input type="checkbox"/>	<input type="checkbox"/>
Please select one	Main House (bath only)	<input type="checkbox"/>	<input type="checkbox"/>	<input type="checkbox"/>
	Vicarage (bath with hand held shower attachment)	<input type="checkbox"/>	<input type="checkbox"/>	<input type="checkbox"/>

Is twin occupancy required? ☐ Yes ☐ No

If yes, please state the name of the person you will be sharing with

If they are attending a course, please state the code

(A separate booking form must be completed if they are attending a course)

Sub-total 1st course  
(incl. accommodation)

Sub-total 2nd course  
(incl. accommodation)

Sub-total 3rd course  
(incl. accommodation)

If they are attending on a resident-only basis (non-student) please add £73 PER NIGHT (full board).

**TOTAL**



# WEST DEAN COLLEGE TERMS AND CONDITIONS AND ACCOMMODATION FEES

## WEST DEAN COLLEGE TERMS AND CONDITIONS

### 1 Booking a Course

- 1.1 Courses are open to anyone aged sixteen (16) and over.
- 1.2 In order to book a place on a Course you must complete the Booking Form and return it to the Booking Office with the appropriate Deposit, unless booking online.
- 1.3 Your place on a Course will be subject to availability and your place on any Course will not be confirmed until we send you the Course joining instructions.
- 1.4 If the College is unable to offer you a place on the Course of your choice, it will notify You and Your name will be added to a Course waiting list. Any sums You have already paid to the College in respect of this Course will be returned to You.

### 2 The College's Rights and Obligations

- 2.1 The College reserves the right to change the venue, time, date, or Tutor of any Course where such change is necessary to facilitate the delivery or better delivery of such Course.
- 2.2 The College reserves the right to modify the content or method of delivery of any Course from time to time.
- 2.3 The College reserves the right to withdraw from any accreditation scheme at any time or to cancel any Course if in the College's opinion it is no longer viable.
- 2.4 The College reserves the right to give your contact details to your Course Tutors unless you contact our Bookings Office to opt out.

### 3 Your Rights and Obligations

- 3.1 You should bring Your joining instructions with You to the start of the Course.
- 3.2 You must notify the College, in writing, if any of Your registration details change including but not limited to Your name, address, telephone number and/or e-mail address.
- 3.3 You agree to comply with all of the College's policies and procedures applicable to You and to act with courtesy, consideration and integrity at all times towards the College, its staff and other students at the College. The College reserves the right, in its absolute discretion, to terminate this agreement and to remove You from the Course and/or to exclude You from the College in circumstances where Your conduct is deemed by the College to be unfit or unsuitable or damaging to the College or its reputation. If You are removed from the Course in accordance with this clause, the College will not refund any sums paid by You to the College.

### 4 Payment and Charges

- 4.1 You must pay the Deposit or the full Course Fee (if such amount is less than or equal to the minimum Deposit value stated in the Brochure) at the same time as You send the College the Booking Form. Payment of the balance of the Course Fee (if relevant) will be due six (6) weeks prior to the Course start date.
- 4.2 If you fail to pay the full Course Fee when it is due the College reserves the right to cancel your place on the Course with immediate effect and to keep any Deposit that you may have paid.
- 4.3 The Course Fee and Accommodation Fee are as stated in the Brochure. The Course Fee includes use of the facilities and refreshments as further described in the full course description.

- 4.4 You may pay (or part-pay) the Course Fee for short courses (including any accommodation charges) using gift vouchers (which are available from the College in the values of £5, £10, £25, £50 and £100) or Loyal Lobster vouchers (which are issued under the College's loyalty scheme in the value of £100 and which are subject to separate terms and conditions).

- 4.5 You must pay all charges in connection with any payments made by bank transfer.
- 4.6 Any damage caused by You (other than fair wear and tear) to the College, its facilities, equipment or resources will be separately invoiced by the College and such amounts shall be payable by You on demand.

### 5 Course Transfer/Cancellation

- 5.1 You may transfer Your booking to an alternative published course, providing there is a place available on that course, however Your request must be received at least six (6) weeks prior to the Course start date for the original Course. The College will charge You an administration fee of twenty-five pounds (£25) in order to transfer courses. If the Course Fee for the alternative Course is more expensive than the original Course you must pay any additional Course Fee immediately upon making the request to transfer. The College will reimburse the difference in Course Fees to you (less the £25 admin charge) if the original Course Fee was more expensive than the Course Fee for the alternative Course.
- 5.2 The College reserves the right to cancel this agreement with You if it is prevented from or delayed in the carrying on of its business due to circumstances beyond its reasonable control.
- 5.3 The College reserves the right to cancel the Course at any time, in this event You will be notified as soon as possible.
- 5.4 If Your booking and/or Course is cancelled by the College You can:
  - 5.4.1 transfer to another Course (You will have to pay any additional Course Fee); or
  - 5.4.2 receive a full Refund for any Course Fee or Deposit you have paid.
- 5.5 Cancellation of bookings by You
  - 5.5.1 if You wish to cancel Your booking, You must notify the Bookings Office as soon as possible by telephone and then confirm such cancellation in writing;

### 6 Refund Policy

- 6.1 If You cancel Your booking within the Cooling Off Period (as defined in clause 19.1.4), You will be entitled to a full Refund (including Refund of Your Deposit), pursuant to the Consumer Protection Regulations.
- 6.2 Subject to clause 6.1, provided You cancel Your booking no less than six (6) weeks prior to the Course start date, the College will refund any Course Fee You have paid, save for Your Deposit.
- 6.3 The College will refund neither the Course Fee nor Your Deposit if You:
  - 6.3.1 cancelled Your booking within six (6) weeks of the Course start date; or
  - 6.3.2 fail to attend all or any part of the Course for any reason whatsoever including (without limitation) ill health.

- 6.4 Save as provided for in clauses 6.1 and 5.3, the College will be under no obligation to refund Your Deposit.

- 6.5 Subject to clause 6.1, You will not be entitled to a Refund of any Course Fee (or other fees) if the College terminates this Agreement due to Your breach of any of these Terms.

### 7 Accommodation

- 7.1 Accommodation for Course study is allocated on a first-come, first-served basis. If the College does not offer You Your preferred choice of accommodation, then the College will use reasonable endeavours to allocate You alternative accommodation and Your fees will be adjusted accordingly.
- 7.2 The College will use reasonable endeavours to ensure that Your room is available from 4.00pm on the day you are due to arrive and You must vacate rooms by 10.00am (both times GMT) on the last day of your Course.
- 7.3 You must ensure that the accommodation, its furnishings and effects are kept as clean and tidy as is consistent with their proper use and in any event You shall ensure that such are in no worse a condition (fair wear and tear excepted) upon the end of Your stay than they were when You originally entered such accommodation.
- 7.4 You will notify the College immediately of any damage to the accommodation, its furnishings or effects (whether caused by You or otherwise) on vacating Your room. You are not permitted to share Your room with anyone else at any time unless arranged in advance with the College and any additional fees have been paid.

### 8 Accessibility

- 8.1 The College's premises comprise a large historic building with several changes in floor level. The College has made adaptations to its premises in an attempt to enable those with disabilities to attend Courses. You must indicate any concerns You may have in relation to access (or any other concerns) on Your booking form. You can give specific details on a separate, confidential, sheet of paper. You will then be contacted by a member of the College's staff who will discuss Your individual requirements.

### 9 Materials and Equipment

- 9.1 Prior to the start of your Course You will be given a detailed list of materials and/or equipment which are needed for the Course. The cost of such materials and/or equipment is not always included in the Course Fee, thus You may have to pay for such materials and/or equipment in addition to the Course Fee.

### 10 Limitation of liability

- 10.1 This clause 10 sets out the entire liability of the College in respect of any breach of these Terms; and any tortious act or omission including negligence arising under or in connection with these Terms.
- 10.2 Notwithstanding any other provision in these Terms, neither party's liability to the other for death or personal injury resulting from its own negligence shall be limited.

- 10.3 The College shall not be liable to You for any of the following losses or damage (whether or not losses or damage were foreseen, direct, foreseeable, known or otherwise): loss of revenue; loss of actual or anticipated profits (including without limitation loss of profits on contracts); loss of the use of money; loss of business; loss of opportunity; loss of goodwill; loss of reputation; loss of, damage to or corruption of data; or any indirect, special or consequential loss or damage howsoever.
- 10.4 Subject to clauses 10.2 and 10.3 above, the total aggregate liability of the College arising out of, or in connection with these Terms whether for negligence or breach of contract or any case whatsoever shall be capped at the total amount of sums paid to the College by You.
- 10.5 The terms of this clause 10 shall survive the termination of these Terms.
- 11 Changes to Published Information**
- 11.1 While the College has made reasonable endeavours to ensure the accuracy of the Brochure, the College reserves the right to make changes to any Courses (or other information) as may be necessary. You will be notified of any proposed changes to the Course in advance, wherever this is reasonably possible.
- 12 Notices**
- 12.1 Any notice or other communication required to be given by You to the College under these Terms, shall be in writing and shall be delivered personally, or sent by pre-paid first-class post or recorded delivery or by courier, to the Director of Finance and Enterprise at the address set out on the back cover of this Brochure or as otherwise specified by the College in writing to You.
- 13 Waiver**
- 13.1 A waiver of any term, provision or condition of these Terms shall be effective only if given in writing and signed by both parties and then only in the instance and for the purpose for which it is given.
- 13.2 No failure or delay on the part of the College in exercising any right, power or privilege under these Terms shall operate as a waiver of such right, power or privilege, nor shall any single or partial exercise of any right, power or privilege preclude any other or further exercise of it or the exercise of any other right, power or privilege.
- 14 Invalidity**
- 14.1 If any provision of these Terms (or part of any provision) is found by any court or other authority of competent jurisdiction to be invalid, illegal or unenforceable, that provision or part-provision shall, to the extent required, be deemed not to form part of these Terms, and the validity and enforceability of the other provisions of these Terms shall not be affected.
- 14.2 If a provision of these Terms (or part of any provision) is found illegal, invalid or unenforceable, the provision shall apply with the minimum modification necessary to make it legal, valid and enforceable.
- 15 Entire Agreement**
- 15.1 These Terms and its Schedule constitute the entire agreement and understanding between the parties and supersedes any previous agreement between the parties relating to the subject matter of this Agreement.
- 15.2 You acknowledge and agree that in accepting these Terms You do not rely on, and shall have no remedy in respect of, any statement, representation, warranty, or understanding (whether negligently or innocently made) of any person (whether party to these Terms or not) other than as expressly set out in these Terms. Nothing in this clause shall operate to limit or exclude any liability for fraud.
- 15.3 Unless otherwise expressly provided elsewhere in these Terms, the Agreement may be varied only by a document signed by both parties.
- 16 Exclusion of third party rights**
- 16.1 The Contracts (Rights of Third Parties) Act 1999 shall not apply to these Terms and no person other than the parties to the Agreement shall have any rights under it, nor shall it be enforceable under that Act by any person other than the parties to it.
- 17 Governing law and jurisdiction**
- 17.1 These Terms, and any dispute, controversy, proceedings or claim of whatever nature arising out of or in any way relating to them or their formation, shall be governed by and construed in accordance with the laws of England and the parties submit to the exclusive jurisdiction of the English Courts.
- 18 Enquiries and other important information**
- 18.1 The following are not permitted on the College's premises (or in the courtyard eating area):
- 18.1.1 Smoking; or
- 18.1.2 pets, other than assistance dogs (and such must not be left in vehicles in the College's car park at any time).
- 18.2 The College will endeavour to cater for special diets required for medical reasons. You must provide details on Your booking form if You have any special dietary requirements. If You wish to discuss Your requirements in detail, contact the Head Chef on telephone number 01243 818268.
- 19 Definitions**
- 19.1 In these Terms the following words shall have the following meanings:
- 19.1.1 "Brochure" means the current Course brochure in which the Course was advertised;
- 19.1.2 "Booking Form" means the form contained within the Brochure;
- 19.1.3 "College" means Weat Dean College, part of The Edward James Foundation Ltd (charity number 1126084, company number 6689362);
- 19.1.4 "Cooling Off Period" means the period beginning two (2) days after You send Your completed Booking Form to the College and ending upon the expiry of the following seven (7) business day period;
- 19.1.5 "Consumer Protection Regulations" means the Consumer Protection (Distance Selling) Regulations 2000 (SI 2000/2334), as amended by the Consumer Protection (Distance Selling) (Amendment) Regulations 2005 (SI 689/2005);
- 19.1.6 "Course" means the course of study run by the College;
- 19.1.7 "Course Fee" means all the fees to be paid by You or on Your behalf to the College under these Terms (not including the Deposit), as stipulated in the Brochure;
- 19.1.8 "Deposit" means the deposit to be paid to the College to reserve Your place on the Course (as set out in the Brochure);
- 19.1.9 "Refund" means a refund of the Course Fee following cancellation under clause 5 of these Terms such refund to be made within thirty (30) days beginning with the date on which notice of cancellation was sent;
- 19.1.10 "Terms" means these standard terms and conditions.

#### ACCOMMODATION FEES SUMMER 2015

**Price per person.** Accommodation includes dinner and breakfast (See course entries for course fees.)

WE	Weekend (Fri eve to Sun pm)
2D	2 day course
LW	Long weekend (Thu/Fri eve to Sun/Mon pm)
3D	3 day course
4D	4 day course
5D	5 day course
7D	7 day course
CG	6 days Classical Guitar Festival
CQ	6 days Chillingirian Quartet course
SS	6 days Summer School

\* The course fees shown against the course entries for CG, CQ and SS include all dinners as evening events are planned – the room rates have therefore been reduced accordingly.

#### ROOMS

with shared bathroom (Main House) with ensuite shower (Annexe)

£105
£105
£165
£165
£225
£285
£405
*£270
*£270
*£270

#### STANDARD ROOMS

with private bath/shower, ensuite or adjacent (Main House/Vicarage)

Single occupancy	Twin occupancy
£145	£95
£145	£95
£225	£150
£225	£150
£305	£205
£385	£260
£545	£370
*£390	*£240
*£390	*£240
*£390	*£240

#### SUPERIOR ROOMS

with ensuite bath/shower (Main House/Vicarage)

Single occupancy	Twin occupancy
£185	£115
£185	£115
£285	£180
£285	£180
£385	£245
£485	£310
£685	£440
*£510	*£300
*£510	*£300
*£510	*£300

#### RESIDENT ONLY NON-STUDENTS

A rate of £73 per night **full board** is payable by a partner sharing a room with a paying student.

#### COURSE DEPOSITS

Per person per course: More than six weeks prior to the course, a deposit of £115 secures a place (or the full course fee if £115 or less).

Any balance is payable six weeks prior to the start of the course.



“

Leave the outside world behind the minute you drive through the iron gates and immerse yourself in art. ”

Harriet Walters, Expressive figure painting and drawing

**BOOK ONLINE OR BY TELEPHONE**

Tel 01243 818300

Tel from abroad +44 (0)1243 818300

Fax +44 (0)1243 818293

Email [bookingsoffice@westdean.org.uk](mailto:bookingsoffice@westdean.org.uk)

Online [www.westdean.org.uk](http://www.westdean.org.uk)

West Dean College

West Dean

Chichester

West Sussex

PO18 0QZ

**FOLLOW US**



Please recycle or give to a friend

West Dean College is part of the Edward James Foundation Ltd, a charitable trust that also includes the West Dean Gardens, West Dean Estate, West Dean House and West Dean Tapestry Studio. Charity registered No. 1126084.

Front cover images (left to right): West Dean Gardens, pigment, student working, Emily McLennan, Linda Lewin, student work, Susie Hunt. Back cover image: Amy Jayne Hughes.

Brochure design: [oysterdesign.co.uk](http://oysterdesign.co.uk)

