

OCTOBER 2017 – MARCH 2018

WEST DEAN
COLLEGE



MAKE CREATE DISCOVER SHORT COURSES

ART • CRAFT • GARDENING • MUSIC • TEXTILES • PHOTOGRAPHY • WOOD • METALWORK • CERAMICS



A CENTRE OF EXCELLENCE, CREATIVITY AND TRANQUILITY

Your passion or interest will be transformed into a deep and creative learning experience. Be guided and inspired by our expert tutors, practicing professionals with impressive reputations.

Learn in fully-equipped studios and workshops, with a pottery, forge, fine-metals workshop, light and airy art studios, a sculpture courtyard and a stone carving workshop. The historic country house setting and award-winning West Dean Gardens offer a wealth of stimulating views and inspiration.

WELCOME TO AUTUMN – WINTER 2017/2018

Broaden your skills in a season filled with creative opportunities. Reminiscent of the traditions of the school year autumn, is the perfect time to rejuvenate your talents after a busy summer. Decorate your home or make gifts for loved ones in time for Christmas, and start the New Year learning new skills and exploring different perspectives.

If you're struggling to choose where to start, head to pages 46-47 to discover two topics set to be big news in 2018, Japanese Art and Metals and Metallics. In these themed weeks discover Japanese aesthetics and the notion of finding beauty in imperfection, or all things glistening and gleaming with metal materials and finishes. With over 100 new courses introduced in this programme and 33 new tutors, you cannot fail to find a subject that fires up your creativity.

We look forward to welcoming you.

Alison Baxter, Head of Creative Enterprise

Front cover images; clockwise: Merlyn Chesterman, Joe Hogan, student, Nancy Sutcliffe, Laila Smith
Back cover images: Bryan Whitehead, Becky Hogg, Patrick Davison, student



THE EDWARD JAMES LEGACY

The vision of founder, Surrealist patron and poet Edward James, connects today's students with a rich heritage of arts, crafts and creative possibility.

Edward James, '...the greatest English patron of art of the early 20th century' (BBC Arts Online, April 2017) inherited the West Dean House and Estate in 1912. When he came of age, Edward began investing his time and money in supporting artists, craftspeople, dancers and poets. His passion led him into contact with leading artists including Leonora Carrington, Salvador Dalí and René Magritte. In 1964 he created a charitable trust, The Edward James Foundation, to nurture music, traditional crafts and the visual arts. The Foundation opened West Dean College in 1971 as a centre for education in conservation and the visual and applied arts.

As part of an educational charity the future of West Dean College rests on our fundraising ability and the income we generate. Every penny you spend at West Dean helps us to benefit more people and preserve the college and gardens for future generations.



CONTENTS

Stay With Us	3	THEMED COURSES	53-54
Bursaries	4	Japanese Week	53
		Metals and Metallics Week	54
BASKETMAKING, CHAIR SEATING AND WILLOW WORK	5	WOODWORKING AND FURNITURE MAKING	55-58
BOOKS, PAPER AND LETTERING	6-7	Furniture	55-56
Bookbinding and Paper	6-7	Wood, Carving and Turning	56-57
Calligraphy and Lettercutting	7	Picture Framing, Gilding and Decorative Finishes	57
		Musical Instrument Making	58
CREATIVE AND PROFESSIONAL DEVELOPMENT	8	Visit Us – Talks, Concerts and Events	59-60
CREATIVE WRITING AND PUBLISHING	9	DEVELOP YOUR SKILLS WITH FURTHER STUDY	61-62
DRAWING	10-13	Foundation Diploma in Art and Design	61
GARDENING	14-15	Diploma in Art and Contemporary Crafts	61
Garden Lectures and Talks	14	Graduate, Postgraduate, MA Visual Arts and Master of Fine Art	62
Garden Courses	14-15	Other Study Options	62
		Continuing Professional Development in Conservation	62
GLASS AND MOSAICS	16-18	Chronological List of Courses and Events	63-65
Glass	16-18	Useful Information	66-67
Mosaics	18	Booking Form	68
JEWELLERY AND ENAMELLING	19-21	West Dean College Terms and Conditions	69-70
Enamelling	19-20	Accommodation Fees	70
Jewellery	20-21		
Make Your Own Wedding Rings	21		
METALWORKING	22-24		
Blacksmithing and Metalworking	22-23		
Silversmithing	23-24		
MUSIC	25		
PAINTING	26-31		
Botanical Art	26		
Mixed and Other Media	26-28		
Painting – Subject Led	28-29		
Painting – Oils	30		
Painting – Water Based	30-31		
PHOTOGRAPHY	32-33		
POTTERY AND CERAMICS	34-36		
PRINTMAKING	37-39		
SCULPTURE	40-41		
Automata	40		
Carving in Stone and Wood	40-41		
Modelling, Casting and Other Techniques	41		
TASTER COURSES	42-45		
TEXTILES	46-52		
Embroidery, Stitch and Accessories	46-48		
Leatherwork	48		
Art Textiles	48-50		
Constructed and Woven Textiles	51-52		

What level am I?

Beginners – if you have little or no experience

Intermediate – if you have taken a related course or have existing skills

Advanced – if you want to expand your skills and develop your practice

Suitable for all – subject focused courses featuring a structured start followed by guided independent practice

For more information on the level of each course, please visit www.westdean.org.uk, email bookingsoffice@westdean.org.uk or call 01243 818300.



STAY WITH US

ACCOMMODATION DURING YOUR COURSE

Make your creative experience truly immersive by staying with us during your course. As a residential student you can enjoy either a traditional or more modern room, and wake up to the characterful charm of this period property set in acres of parkland. The Vicarage, within the gardens, houses 10 additional rooms and further annexes in the grounds are used in the Easter and academic summer holidays, subject to availability. Explore the award-winning gardens featuring a restored Walled Kitchen Garden and Edwardian Pergola. Stroll through acres of parkland and be inspired by the changing of the seasons.

At the end of each day relax in the historic Oak Hall or in the bar with a book, drink, or a new friend from your course. You are welcome to bring a partner or friend with you so they too can experience all we have to offer, even if they don't want to book on a course.

See page 70 for short course accommodation prices.

DINE WITH US

Dinner and breakfast are included in your stay, lunch is included with your course.

Start the day with a traditional English or continental breakfast in the bright and airy dining room. For lunch and dinner, you will find a tempting new menu each day, with two seasonal hot dishes, salad bar and a range of puddings, using locally sourced ingredients whenever possible.

ENJOY A BREAK AT WEST DEAN

You don't have to do a short course to stay here; take advantage of our bed & breakfast breaks and enjoy the gardens, parkland and local area. Bookings from £75 per night per room subject to availability, including breakfast and entry to the gardens. We cannot currently accommodate children under 16 or dogs.

To book a room (without a course)
email reception@westdean.org.uk, or call 01243 811301
or go to the [Visit page of our website](#).



BURSARIES

We are passionate about supporting talented artists and makers to develop their creative futures. We do this by providing scholarships and bursaries to people who show great promise and commitment, but are unable to make the next step due to the cost of study.

“ This bursary has provided me with the opportunity to study which has been invaluable to my artistic development. [It] has helped me to find the beginnings of an artistic direction which can only grow and develop... from which I can pursue the aim of achieving a professional practice. ”

Joanna Biggs,
bursary student

The Edward James Foundation Scholarship and Bursary Fund provides financial support to help you realise your artistic ambitions and further your career, through a range of full or part-funded bursaries for course fees.

FIND THE RIGHT BURSARY FOR YOU:

Creative bursaries for any short course subject. Applicants must be an undergraduate or recent graduate of an arts-related subject. With thanks to our generous funders for The Edward James Foundation Scholarship and Bursary Fund.

Joyce Mary Harding Textile Bursary Fund is for anyone with an interest in developing their textiles skills. Applicants should demonstrate how they will benefit from funding. With thanks to two individual donors for generously providing this funding.

Music bursaries support music students and young professional musicians to develop their skills by attending the Chilingirian Quartet Summer School and the International Guitar Festival and Summer School. With thanks to the generous supporters who provide this funding.

Bursaries for the Foundation Diploma in Art and Design (FDAD) are available for talented artists aged 18-30. Applicants need to demonstrate how this course would help their career development and why they need support with fees. Funding has been made available through the generous support of an individual donor.

For more information and an application form please visit www.westdean.org.uk, email alison.baxter@westdean.org.uk or call 01243 818262.

BASKETMAKING, CHAIR SEATING AND WILLOW WORK

For Taster Courses see pages

42-45



Mary Butcher

Willow basketmaking – traditional to contemporary

Laying down a good border is fundamental to willow basketmaking. With this in mind, you will begin by making an Irish potato basket or skib. Then branch out to make different functional or artistic-style baskets and extend your skills.

JOE HOGAN basketmaker

October 1–5 Four Days £472
Intermediate/Advanced S4D07342

Textile basketry – exploring twined pod forms

Create woven pod forms while weaving textile-based basketry, inspired by gourds and seedpods from West Dean Gardens. Using a variety of materials from rope to threads, the pods can be woven in a range of sizes and with texture, colour and pattern.

MARY CRABB contemporary textile basketmaker

November 10–12 Weekend £245
Beginners/Intermediate SWE07439

Basketmaking – a Japanese approach

Drawing on the esteemed tradition of Japanese basketmaking, develop a practical understanding of basketry weaves, as you work on small experimental works, exploring the Japanese aesthetic. You will develop personal ideas and understand the importance of balancing technique and material, using both natural and manmade materials.

MARY BUTCHER contemporary basketmaker, curator, author, teacher

December 3–8 Five Days £560
Suitable for all S5D07499

Sculptural animal forms in willow

Sculpt a full-sized indigenous animal, such as a deer, fox, sheep or pig using willow weaving. Study drawings and photographs to observe how structure and tension in the animal form can express meaning and animation.

DOMINIC PARRETTE basketmaker and coppice craftsman

January 15–18 Three Days £398
Beginners/Intermediate S3D07563

Willow basketmaking or chair seating in cane and rush

Experience three classic materials and learn a variety of basket weaving or chair seating techniques as you work on projects of your choice. Beginners are shown the basic skills while the more experienced build on their existing knowledge with help and support.

MARY BUTCHER contemporary basketmaker, curator, author, teacher

January 18–21 Long Weekend £356
Suitable for all SLW07567

Textile basketry – bean pods, weaving pockets and openings NEW

Extend your skills in stake and strand or twined basketry and weave small three-dimensional forms, inspired by bean and pea pods, which incorporates both basketry and textiles. You'll play with materials, scale and design as you explore making pockets and openings, working with coloured twines and threads.

MARY CRABB contemporary textile basketmaker

February 2–4 Weekend £245
Intermediate/Advanced SWE07600

Rush weaving – hats, mats, bags and baskets

Learn how to make hats, bags, baskets, tablemats or floor matting in English bulrush. Explore the versatility of this material, with techniques such as plaiting, knotting, stringing, pairing and stitching.

FELICITY IRONS rush weaver, rush merchant

February 23–26 Long Weekend £338
Suitable for all SLW07658

Willow work for the garden

Make a willow plant support, hurdle, sphere or fan trellis to add structure and sculpture to your garden. Learn willow weaving techniques and how to prepare your materials.

DOMINIC PARRETTE basketmaker and coppice craftsman

February 26–28 Two Days £286
Beginners/Intermediate S2D07666

The sustainable container – baskets from willow

Make baskets for everyday life from sustainable willow. Complete two or three projects of your choice from shopping or laundry baskets, to storage boxes and letter racks. Learn about willow harvesting, construction and weaving techniques, and handle making.

MARY BUTCHER contemporary basketmaker, curator, author, teacher

March 12–15 Three Days £353
Suitable for all S3D07706

BOOKS, PAPER AND LETTERING

Bookbinding and Paper
Calligraphy and Lettercutting

6-7
7



Peter Jones

Bookbinding and Paper

Bookbinding – decorative leather binding techniques NEW

Working confidently with leather remains an important skill in contemporary bookbinding. Learn three essential decorative techniques for binding with leather; inlay, onlay and scarf jointing. Make two decorative panels as you build up designs of your own choice, and bind one into a semi-limp pamphlet.

PETER JONES contemporary bookbinder

October 6–8 Weekend £231
Suitable for all SWE07351

Japanese-style bookbinding NEW

Learn a range of Japanese bookbinding styles as you make a set of seven books and a case, using traditional methods and tools sourced by the tutor in Japan. Using authentic Japanese calligraphy and decorative patterned papers, you'll learn to recreate ancient binding styles such as Kikko-toji, Asanoha-toji and several Japanese stab bindings, alongside an innovative concertina book with a contemporary edge.

YO YAMAZAKI bookbinder, artist

December 3–8 Five Days £630
Suitable for all S5D07498

Letterpress printing NEW

Please see page 38 for further information.

PATRICK RANDLE letterpress printer

January 14–17 Three Days £370
Suitable for all S3D07558

Paper art – emboss, laminate, fold and cut

Experiment with creative techniques to manipulate paper and explore its malleable and sculptural qualities as you emboss and deboss, form fragments into larger pieces by laminating and use experimental paper folding and cutting. You will create exciting papers suitable to use in 3D artwork and artist's books.

TRACEY BUSH paper and book artist

January 17–19 Two Days £236
Suitable for all S2D07565

Cover to cover – handmade books

Make several individual books as you get to grips with traditional and contemporary bookbinding methods and discover this satisfying creative process. Create your own sketch or calligraphic books, albums, multi-section bindings and containers, as you learn about paper handling, glueing, sewing, attaching covers and finishing.

SUSAN HUFTON calligrapher, letterer, bookbinder

January 28–February 1 Four Days £447
Suitable for all S4D07590

Making marbled papers

Learn how to produce beautiful hand marbled papers. Start with simple Suminagashi, using Chinese inks to produce delicate papers. Then progress to traditional paper marbling techniques, using gouache paints to produce papers in a set of standard patterns and then design your own.

LOUISE BROCKMAN paper marbler, teacher


February 9–11 Weekend £259
Beginners/Intermediate SWE07622

Storybook paper engineering NEW

Explore storytelling through the art of illustrative paper engineering. Whether you choose to interpret your own story, or choose from an existing narrative, learn how to transform your ideas from two-dimensions into three.

JONNY LAMBERT author/illustrator, book designer and paper engineer

February 16–18 Weekend £236
Intermediate SWE07640



Jonny Lambert

Bookbinding for all

Discover the fascinating craft of bookbinding. Beginners learn every stage of making a notebook, from folding the paper into sections to gluing and case-making. Progress to a project such as the repair of a personal book. More experienced binders can renovate their own cloth or leather-bound books.

JOHN ROBINSON traditional hand bookbinder

February 25–March 2 Five Days £547
Suitable for all S5D07664

Cut, fold, construct – paper sculpture

Please see page 41 for further information.

RICHARD SWEENEY paper artist and illustrator

March 11–14 Three Days £353
Suitable for all S3D07701

Calligraphy and Lettercutting

Hand engraving on metal

Please see page 23 for further information.

WAYNE PARROTT hand engraver on metal

October 6–8 Weekend £231
Suitable for all SWE07355

Calligraphy – exploring versatile Versals NEW

Versal letters are based on Roman capital proportions but are constructed rather than made directly with a broad pen. Learn how to write these beautiful capitals and explore their versatility by adapting them for use in contemporary work.

GILLIAN HAZELDINE professional calligrapher and tutor

October 20–22 Weekend £231
Intermediate SWE07382

Calligraphy – copperplate and italic

Learn or improve italic or copperplate calligraphy through individual tuition and group demonstrations. Your chosen script will be applied in the layout and design of short texts.

GAYNOR GOFFE professional calligrapher and tutor

November 20–23 Three Days £338
Suitable for all S3D07461



Tracey Bush

Lettercutting in stone and slate

Expand your skills in letter carving with a mallet and chisel. Beginners learn the technique of 'V' cutting to gain confidence. More experienced carvers refine and improve carving techniques whilst studying letter forms.

TOM PERKINS lettering designer and lettercarver

January 8–12 Four Days £437
Suitable for all S4D07613

Italic handwriting

Transform your handwriting with a fluent and elegant italic script. Study and learn how to use a broad-edged fountain pen and begin writing in a style used since the Renaissance. Practise layouts and spacing for envelopes, cards and letters.

CHERRELL AVERY professional calligrapher, lettering artist

January 12–14 Weekend £231
Suitable for all SWE07550

Hand stitched and painted letters NEW

Please see page 47 for further information.

SUSAN HUFTON calligrapher, letterer, bookbinder

February 2–5 Long Weekend £338
Suitable for all SLW07603

Italics – basic, flourished and experimental

Explore calligraphy through projects tailored to your experience. Beginners will learn italic letterforms, letter spacing in pencil and with the edged-pen, and will apply this script in the design and layout of short texts. The more experienced can develop and use italic variations and flourishes.

GAYNOR GOFFE professional calligrapher and tutor

March 12–15 Three Days £338
Suitable for all S3D07705

Letter carving in wood

Develop your own approach to carving 'V' lettering in wood through group and individual tuition. You will learn how to plan an inscription appropriate to the material, then build your craft skills and gain a sound understanding of good letterforms for a range of end uses.

GARY BREEZE lettering sculptor and carver

March 15–18 Long Weekend £348
Suitable for all SLW07712



CREATIVE AND PROFESSIONAL DEVELOPMENT



Advance your practical and professional skills, supported by creative industry and mentoring experts who will help you to set and meet your goals and ambitions. Whether you want to unlock deeper creativity or to learn practical writing skills, be prepared to come away with new ideas and directions.

Drawing strategies to develop site-specific art NEW

Please see page 10 for further information.

MARK ANSTEE MFA contemporary artist – drawing/installation

October 12–15 Long Weekend £338
Intermediate/Advanced SLW07363

Introduction to art writing NEW

Write about art including your work and another artist. Use techniques to write a short and long artist statement. Learn how to approach and structure exhibition reviews in response to a gallery visit.

REBECCA PARTRIDGE RA contemporary artist

February 2–4 Weekend £231
Intermediate/Advanced SWE07598

Clearing your way to creative success NEW

A guide to the depths of your mind that will help you transform blocks to success, change negative patterns, and bring greater clarity and passion in your creative work - for artists, writers and makers.

ALEX PATCHETT-JOYCE transformational self-development trainer/coach

February 24 One Day £114
Suitable for all SID07660



Alex Patchett-Joyce

Student profile:

Billy Cave

“I feel very lucky to have discovered West Dean.”


My experience of art school was that the emphasis was on the theoretical. In contrast, at West Dean all of the courses I have been on have delivered a practical, hands-on approach to teaching traditional crafts, and have been led by very skilled tutors.

Every time I have been there I've seen something completely different going on in the other studios, which means that you constantly get a sense of what else is possible.

The flexible structure of the Foundation Diploma in Art and Design (FDAD) course means that I have been able to adjust the direction of my learning experiences as my areas of interest have become clearer.”



CREATIVE WRITING AND PUBLISHING



Freelance writing

Have you ever read a newspaper, magazine or online article and wondered if you could write like that? If so, this inspiring course is for you. Covering how to pitch and write articles for newspapers, magazines and websites, learn how to hone ideas, judge whether a piece is 'right' for an outlet, and techniques for writing for the current newspaper, magazine and online market.

JOANNA MOORHEAD freelance journalist, writer

October 13–15 Weekend £231
Beginners SWE07367

Writing fiction – developing characters and perspective

Great characters are at the heart of great fiction, the most compelling stories contain unforgettable characters we are curious about and believe in. Through guided discussion, exercises around point of view and hands-on writing this course will help you to transform your existing characters and encourage you to unearth a few new ones along the way.

ISABEL ASHDOWN novelist, writing tutor

October 27–29 Weekend £231
Suitable for all SWE07396



Taboo – writing and sense of place

Learn how to introduce a complex emotional world into the stories you write. Through discussion, writing exercises and critical reading you will explore how taboo and setting can enable risk taking in writing the stories that mean something to you.

MARIAN GARVEY short story writer

November 24–26 Weekend £231
Suitable for all SWE07467

Writing your family history

Is there a fascinating character or story in your family history? Researching the life of a relative can be absorbing and immensely enjoyable, as can piecing it together into a book. You should already have an idea for a family story and will learn how to research, follow a narrative and organise material into a readable book.

JOANNA MOORHEAD freelance journalist, writer

December 2 One Day £114
Beginners SID07491

She said, he said – writing dialogue for fiction NEW

Two best-selling authors introduce ways to create believable and compelling dialogue. Use a mix of published texts, photographs and other media to express character and plot through dialogue.

LESLEY THOMSON best selling writer
ELLY GRIFFITHS award-winning writer

January 19–21 Weekend £246
Suitable for all SWE07570

Introduction to art writing NEW

Please see page 8 for further information.

REBECCA PARTRIDGE RA contemporary artist

February 2–4 Weekend £231
Intermediate/Advanced SWE07598

Introduction to scriptwriting NEW

Discover how to construct a script, find the best way of telling your story, and satisfying the audience. Develop your ideas for a play, write an extract for a long play or a short script.

SARA CLIFFORD playwright

February 16–18 Weekend £231
Beginners SWE07639

Storybook paper engineering NEW

Please see page 6 for further information.

JONNY LAMBERT author/illustrator, book designer and paper engineer

February 16–18 Weekend £236
Intermediate SWE07640

Develop your writing

Gain your MA Creative Writing and Publishing via part-time writers retreat style study blocks over two years. This Masters Degree is awarded by the University of Sussex. See website for details.

DRAWING

For Taster Courses see pages

42–45



Rosie MacCurrah

Life drawing – line, tone and shape NEW

Explore life drawing through a series of exercises focusing on movement, tone, line and shape. Develop new ways of looking and seeing the figure in relation to its environment.

SARKA DARTON MFA award-winning artist/designer

October 6–8 Weekend £253
Suitable for all SWE07349

Drawing strategies to develop site-specific art NEW

Develop a proposal for a site-specific artwork through the process of drawing. Use different forms and approaches to drawing from field study and early concept sketch, to the delivery of final worked-up plans and presentation.

MARK ANSTEE MFA contemporary artist – drawing/installation

October 12–15 Long Weekend £338
Intermediate/Advanced SLW07363



Sarka Darton

Drawing for beginners

Improve your powers of observation and draw with confidence. Through a step-by-step guide of key techniques learn how to record proportion and use light and shade to give your drawings form.

ANDREW FITCHETT painter

October 13–15 Weekend £234
Beginners SWE07366

Drawing with wire NEW

Please see page 41 for further information.

HELAINA SHARPLEY wirework artist and designer

October 15–19 Four Days £457
Suitable for all S4D07373

Creating and developing a sketchbook

The sketchbook is a place to record experiences, fleeting impressions, thoughts and memories. Explore a multitude of ways of working, including free drawing of all kinds, transfer techniques, printmaking and using colour media. Develop ideas both in the studio and outdoors.

MAXINE RELTON enthusiastic, lively, active teaching

October 15–20 Five Days £547
Suitable for all S5D07375

Drawing – sacred geometry NEW

Discover the symmetries in drawing between sacred art, the natural world and wider cosmos. Develop skills in geometrical drawing including line, colour, pattern and symbolic visual language.

TOM BREE geometer-artist

October 20–22 Weekend £231
Beginners SWE07379

Drawing in the landscape – pattern and light NEW

Drawing from observation, create an atmospheric pattern-based interpretation of the landscape. Learn to work with repetition, rhythm and composition in your drawings to represent a sense of place.

ROSIE MACCURREN artist/illustrator, textile designer

October 27–29 Weekend £231
Intermediate SWE07397

Momentum in drawing

Be inspired by the expressive aspects of drawing as you develop an understanding of the physical application of various mediums and their potential. Devise methods to release and control your energy and momentum into the drawn line, and become aware of your innate sense of rhythm and fluency when drawing.

JOHN T FREEMAN painter, etcher, author

October 27–30 Long Weekend £373
Suitable for all SLW07402



Large scale expressive drawing

Explore new and dynamic approaches to materials and mark-making, allowing you to develop experimental drawings and paintings. Make initial observations from a life model, then use different techniques and materials to develop exciting marks, from small sketches to a large piece of work.

GARY GOODMAN international visual artist, poet

November 9–12 Long Weekend £358
Suitable for all SLW07437

Drawing – sensory surface NEW

Produce life-like drawings that stir the senses, using the qualities of graphite and carbon. Learn mark-making techniques and tonal representation to best depict textured surfaces and the play of light.

TANYA WOOD artist, tutor, speaker

November 10–12 Weekend £238
Intermediate SWE07438

Drawing for beginners

Learn to draw in a weekend as you cover the basics, measuring for perspective, scale, tone and composition. Create several pencil sketches in the inspiring environment of West Dean College.

JOHN T FREEMAN painter, etcher, author

November 17–19 Weekend £250
Beginners SWE07450

The joy of charcoal

Learn to love the versatility and expressive quality of charcoal. Packed with exercises to explore charcoal in all its glory, you will work with both abstract marks and simple still life.

KATIE SOLLOHUB painting, drawing, teaching

November 24–26 Weekend £234
Beginners/Intermediate SWE07468

Exploring drawing with five tutors NEW

Work with five established artists, each offering their own individual approach to this core subject. Structured exercises are introduced each evening and day exploring drawing processes using a broad range of media. Subjects include accuracy and observation, life drawing, perspective, drawing with the senses, and recording and thinking.

ANDREW FITCHETT drawing and painting
JOHN T FREEMAN painter, etcher, author
PAUL THOMAS cartoonist, illustrator, author
VERONIQUE MARIA artist, creativity coach, mentor
FREYA POCKLINGTON MA drawing

November 26–December 1 Five Days £581
Intermediate S5D07475

Experimental drawing with pastels

Discover how to draw with soft and hard pastels on different papers. Learn a range of traditional and experimental drawing techniques as you make a series of pastel drawings.

FREYA POCKLINGTON MA drawing

December 8–10 Weekend £242
Beginners/Intermediate SWE07503

Anatomy for artists – a drawing course

Working from a life model examine the skeletal, muscular and structural forms of the body. Through demonstration and explanation, explore the diverse shapes of the human form and deepen your knowledge of anatomical structures, a fundamental part of confident and expressive figurative art.

ALAN MCGOWAN figurative painter, author, teacher

December 14–17 Long Weekend £373
Intermediate/Advanced SLW07518

Drawing form, tone and shade

Examine how you look at form in the figure, still life and landscape. Develop a comprehensive understanding of tone and shade, the differences between the two and how to work with them effectively using different drawing materials.

JOHN T FREEMAN painter, etcher, author

January 5–8 Long Weekend £364
Suitable for all SLW07538



Paul Cox

Drawing for beginners

Improve your powers of observation and draw with confidence. Through a step-by-step guide of key techniques learn how to record proportion and use light and shade to give your drawings form.

ANDREW FITCHETT painter

January 19–21 Weekend £234
Beginners SWE07571

Drawing with the senses NEW

Discover how to both experience and draw your object with greater sensitivity using touch, smell and sound. Explore dynamic mark-making techniques with different mediums to describe the essence of your subject.

VERONIQUE MARIA artist, creativity coach, mentor

February 9–11 Weekend £246
Suitable for all SWE07617

Dynamic life drawing

This playful and dynamic approach to life drawing uses a series of set themes and poses. You are encouraged to explore the dynamics of the imagination, as well as drawing from life, and work in both colour and black and white.

CHRISTOPHER GILVAN-CARTWRIGHT MA painter, performer, animator

February 9–11 Weekend £276
Intermediate/Advanced SWE07618

Drawing the head

Become confident drawing features and capturing character and expression. Celebrate the sculptural qualities of the subject using charcoal, rubbers and soft pencils to produce powerful and expressive A1 size drawings.

EMILY BALL painter and author

February 15–18 Long Weekend £371
Suitable for all SLW07633

Creative drawing with pastels and mixed media

Explore the exciting possibilities of soft and hard pastels and use experimental techniques to make a series of drawings. Combine different materials with pastel to create mixed media pieces. Apply pastel in new and interesting ways using fabric, fingers and other exploratory methods. Learn to think more laterally about image making, about what you want to communicate, and find innovative and personal approaches to drawing.

FREYA POCKLINGTON MA drawing

February 18–23 Five Days £580
Suitable for all S5D07649



Veronique Maria

Life drawing

With a mixture of quick and longer poses, make studies from the model exploring form, composition, line and tone.

JAKE SPICER artist, author

March 2–4 Weekend £255
Suitable for all SWE07670

Drawing techniques in pen, line and wash

Explore techniques to make lively and responsive drawings. Discover mark-making methods using both traditional and contemporary pens and brushes, and how they interact with ink and watercolour washes. Experiment and apply these working from observation in the house and gardens.

PAUL COX RCA, freelance artist and illustrator

March 4–7 Three Days £338
Suitable for all S3D07678

Drawing scale and perspective

Learn how to construct, shape, subvert, distort, mirror and repeat three-dimensional space using the laws of perspective, with technical perspective drawing techniques.

GEORGE CHARMAN RCA, drawing, sculpture

March 9–11 Weekend £231
Suitable for all SWE07689

A drawing workshop

Gain confidence as you learn to draw with pencil and charcoal. Learn about drawing and composition, measuring and creating perspective, proportion, scale and tone. Working in the stunning West Dean Gardens create several sketches leading to developed studies.

JOHN T FREEMAN painter, etcher, author


March 15–18 Long Weekend £357
Beginners SLW07708

Drawing trees NEW

Based on Sarah's recent book *The New Sylva*, explore the pleasures and practicalities of drawing trees and woodland outdoors in the landscape. Through lectures, demonstrations and drawing practice, learn essential observational skills alongside looking closely at the anatomy of trees. You will study contrasting species commonly found in Britain, and produce a volume of drawings with both one-to-one and group tuition.

SARAH SIMBLET fine artist, writer, broadcaster, anatomist

March 18–23 Five Days £540
Intermediate S5D07722



Sarah Simblet

Drawing – surface and design NEW

Research and develop unique designs for surfaces in art, textiles and craft. Make observational drawings inspired by the gardens and landscape, learn how to collect imagery, build a design narrative and develop your drawings into pattern.

ROSIE MACCURRENCH artist, illustrator, textile designer

March 23–25 Weekend £231
Intermediate SWE07729

Landscape drawing with charcoal NEW

Explore the expressive qualities of charcoal to represent the evocative landscape. Through a series of drawing exercises develop your mark-making techniques. Work from direct observation and your own photographs.

KATE BOUCHER drawing, landscape, charcoal

March 25–28 Three Days £342
Suitable for all S3D07736

Drawing portraits – accuracy and likeness

An essential guide on how to plan, approach and make an accurate portrait drawing. Learn about the structure of the human head and face, experiment with material techniques and enhance your skills.

ANDREW FITCHETT painter

March 30–April 1 Weekend £258
Beginners/Intermediate SWE07747

GARDENING

Garden Lectures and Talks
Garden Courses

14
14-15



Garden Lectures and Talks

Garden Lectures include entry to the gardens and lunch.

Avant gardeners – the contemporary garden as an art form NEW

Landscape critic and *Daily Telegraph* garden columnist Tim Richardson will discuss landscape and garden conceptualism worldwide, focusing on the work of key designers including Martha Schwartz and Kathryn Gustafson. These gardens rely on artificial materials, bright colours and an underlying narrative – they are gardens which can be 'read'. It's the opposite of the English country garden approach, but Tim argues that it often makes sense in urban environments. He coined the term 'landscape conceptualism' and was the first to define what has become an influential international phenomenon.

TIM RICHARDSON writer, landscape critic

January 23 Garden Talk 7–8.30pm £30
(includes a glass of wine on arrival 6.30–7pm)
Suitable for all SGT07582

Simplifying the rules – easier ways to a successful vegetable and fruit garden NEW

Charles explains his no-dig style of gardening, making and using compost, and sowing at the best time, especially after midsummer when shortening days mean that you reap rewards from adhering to precise sowing dates. You will discover quicker ways to achieve healthy, happy plants. Also included will be how to grow salad leaves all year; succession planting and winter vegetables, looking at garlic, onions, potato, parsnip, leeks and brassicas as well as salads, broad beans, spring onion and cabbage.

CHARLES DOWDING horticulturalist, non-dig specialist grower

February 17 Garden Lecture £75
Suitable for all SGL07643

Gardening for a naturalistic effect NEW

Discover the practicalities of creating a natural garden, looking at three key elements of garden design. Firstly the concept and research needed, followed by putting your ideas into practice and lastly how to look after the developing garden and all-important maintenance tips. Keith will show how he has tried to resolve these elements during nearly 40 years studying natural landscapes around the world and experimentation at both the Garden House in Devon and more recently at his new garden at nearby Wildside.

KEITH WILEY gardener, writer and horticulturist

March 3 Garden Lecture £75
Suitable for all SGL07677

Garden Courses

Make garden vessels or sculptures in metal

Please see page 22 for further information.

MIKE SAVAGE RCA trained, metal sculptor

October 6–8 Weekend £277
Suitable for all SWE07353

Grow your own fruit and vegetables – autumn

As the vegetable garden begins to wind down for the season there is still plenty to do. Rosie will discuss the importance of soil preparation, winter crop sowing, buying seed for the spring and planting and pruning fruit. There will be a mixture of hands on practical demos and classroom based lectures.

ROSIE YEOMANS horticulturalist, broadcaster, designer

October 14 One Day £134
Suitable for all SID07372

Floral topiaries and arrangements for table decoration

Learn various floristry techniques as you create three contrasting floral table decorations. You will discover how to choose flowers and materials to suit a range of budgets and how to look after and condition them after purchase. You will go home with floral designs using an abundance of seasonal and unusual flowers, foliage and materials.

SUE HINGSTON London-trained event florist

October 28 One Day £154
Beginners/Intermediate SID07406

Growing apples, pears, plums and cherries

A guide through the rewarding process of growing your own fruit. All aspects of growing are included from selecting rootstocks and varieties, to general care and management, including pests, diseases and pruning.

JOHN NASH professional fruit grower, horticulturalist

November 18 One Day £114
Beginners/Intermediate SID07456

Christmas wreaths and garlands

Using fabulous foliage from West Dean Gardens, create a contemporary Christmas wreath to adorn your front door. Then make stunning garlands to decorate your home, all in time for Christmas.

SUE HINGSTON London-trained event florist

December 9 One Day £149
Beginners/Intermediate SID07510

Contemporary Christmas decorations from foraged materials

Create contemporary, natural decorations from foraged woodland materials. Make twiggly stars, fir cone garlands, wild woodland wreaths, funky tree decorations, and take home inspirational place setting and gift-wrapping ideas.

ANNIE GUILFOYLE garden designer, lecturer, writer

December 17 One Day £129
Beginners/Intermediate SID07528



Sue Hingston

Designing your own garden
Perfect for those who have a new garden with nothing in it, or an established garden in need of changes. Learn the basics of site evaluation and the creation of a functional layout and planting plan. This can then be used as you plan and plant your own garden.

ANNIE GUILFOYLE garden designer, lecturer, writer

January 14–17 Three Days £338
Suitable for all S3D07559

Animal sculpture for your garden NEW

Please see page 35 for further information.

SUSAN HALLS ceramic sculptor

February 4–8 Four Days £517
Suitable for all S4D07607

Pruning garden shrubs and climbers

Pruning can often strike fear into the heart of the novice gardener, but rest assured this day covers formative, routine and renovation pruning for all types of shrubs and climbers. Learn why it is an essential part of garden maintenance and practise techniques in West Dean Gardens.

STEPHEN SMITH horticulturalist, garden historian

February 17 One Day £124
Beginners SID07644

Willow work for the garden

Please see page 5 for further information.

DOMINIC PARRETTE basketmaker and coppice craftsman

February 26–28 Two Days £286
Beginners/Intermediate S2D07666

Garden design – a low maintenance garden

Low maintenance is always high on the list of priorities when planning the garden. Learn how to create a low maintenance garden and planting scheme, discover many tried and tested trees, shrubs and perennials that will perform well throughout the seasons and require less work to maintain.

ROSIE YEOMANS horticulturalist, broadcaster, designer

March 10 One Day £114
Suitable for all SID07696

Planting a garden for interest in all seasons

Discover how to create a garden that bursts with interest all year round, using various trees, shrubs, bulbs, climbers and perennials. You will be introduced to the principles of planting design including structural and seasonal planting, and how to select plants for their foliage as well as flowers.

ROSIE YEOMANS horticulturalist, broadcaster, designer

March 11 One Day £114
Suitable for all SID07698

Garden maintenance – understanding the basics of garden maintenance and soil cultivation

Getting the best from your garden comes with a thorough understanding of horticultural practice. Learn about soil, its cultivation and improvement and the nutritional requirements of plants. With this understanding of the soil and how to improve it, your garden will flourish.

STEPHEN SMITH horticulturalist, garden historian

March 17 One Day £124
Beginners SID07717

Garden maintenance – understanding plant selection and establishment

Learn the basics of planting and the establishment of new plants, lawn care and the use of a selection of associated hand tools. You will be shown how to compile a simple outline maintenance plan for your garden.

STEPHEN SMITH horticulturalist, garden historian

March 18 One Day £124
Beginners SID07719

Spring preparation in the vegetable garden

Get your vegetable patch ready for a fantastic summer crop. Learn methods of raising and growing plants to harvest. Having carried out garden trials for *Gardeners' Question Time* and *Gardeners' World Magazine*, Rosie will help you choose the right varieties and reveal tips for successful vegetable growing.

ROSIE YEOMANS horticulturalist, broadcaster, designer

March 24 One Day £124
Suitable for all SID07735

GLASS AND MOSAICS

Glass	16-18
Mosaics	18
For Taster Courses see pages	42-45



Glass

Flame and fused glass – torch and kiln crossover

Explore the dynamics of flame worked glass for fusing. This glass-making crossover broadens design possibilities by manipulating glass in the flame creating unique elements to fuse. Fluid lines and special canes add intriguing patterns floating inside, giving depth and dimension.

KATRINA BEATTIE contemporary glass designer maker

October 6–9 Long Weekend £403
Beginners SLW07356

Stained glass for beginners

Learn the art of stained glass as you design and create your own 25cm square glass panel in a weekend. Each process is covered – glass selection, cutting, leading, soldering, cementing and finishing.

CAROLE GRAY stained glass artist

October 20–23 Long Weekend £338
Beginners SLW07385

Intricate surfaces – colour and texture with kiln-formed glass

Explore the magic of creating texture and low relief designs in glass. Make a range of colourful decorative glass nuggets as you are introduced to glass cutting, slumping, kiln processes and fusing with confetti, frits and glass inclusions.

ALEX POWELL professional glass artist

November 3–5 Weekend £286
Beginners SWE07422

Reactive glass jewellery NEW

Explore the potential of using reactive glass powders, frits, silver leaf inclusions and the new alchemy glass to create a range of beautiful jewellery. Enjoy and experiment as heat from the kiln brings chemical reactions and surface pattern to life.

CLAIRE HALL BA hons, glass artist

November 17–19 Weekend £286
Suitable for all SWE07453

Glass engraving for all
Explore the myriad of possibilities of mark-making on glass. Prepare to be enthralled and challenged as you experiment with a wide variety of engraving tools and work on a project of your choice. Enjoy practical experience and plenty of demonstrations focusing on design.

TRACEY SHEPPARD artist, glass engraver

December 8–10 Weekend £231
Suitable for all SWE07507



Claire Hall



Copperfoiled glass holly wreath for Christmas **NEW**

Make a beautiful copperfoiled glass holly wreath using coloured glass and glass nuggets, to decorate your home for Christmas.

CAROLE GRAY stained glass artist

December 17 One Day £149
Intermediate SID07527

Making glass beads – an introduction

Discover the possibilities of glass bead design. Use a torch flame to create coloured beads and learn how to apply decorative effects such as frits, canes, stringers, dots and metal leaf.

BARBARA MASON beadmaker for 20 years

January 12–14 Weekend £294
Beginners SWE07554



Alex Powell

Metallics in fused glass jewellery **NEW**

Explore the art of using metallic glasses and inclusions in fused glass jewellery. Learn different ways of working with Dichroic glass, from acid etching to applying paints and glass powders with stencils and sgraffito techniques. Create thin layers of unique decorative elements onto the glass and transform into beautiful jewellery.

CLAIRE HALL BA hons, glass artist

February 11–15 Four Days £532
Suitable for all S4D07630

Compositions in stained glass

Use patchwork patterns and fragmented church windows as inspiration to make your own stained glass design. Create pieces of painted and textured glass and learn how to lead them together to make a small window, as this different stained glass technique is revealed.

SASHA WARD architectural glass artist

February 18–22 Four Days £437
Suitable for all S4D07648

Glass engraving: principles, practice, potential **NEW**

Be inspired by the fascinating craft of glass engraving and explore the different styles of engraving possible with small rotary and handheld tools. Beginners learn the basics and those who already have a degree of proficiency refresh and extend their skills.

NANCY SUTCLIFFE contemporary glass engraver

February 26–March 1 Three Days £343
Suitable for all S3D07667



Nancy Sutcliffe

Glass fusion techniques for beginners

Learn techniques for shaping and decorating kiln-formed glass as you cut, assemble and fuse Bull's Eye glass to make a glass panel and coasters. Using frits and powders you will explore ways of decorating warm glass with colour and texture.

KATRINA BEATTIE contemporary glass designer-maker

March 2–4 Weekend £281
Beginners SWE07674

Making coloured glass bowls

Work with kiln-formed glass to create a set of personalised coloured glass bowls. Begin with techniques for cutting sheet glass in various shapes, and develop your own ideas for building coloured glass blanks through fusing, adding decorative detail and texture. Finally, use moulds to 'slump' your work as the intricacies of the kiln firing process are explained.

ALEX POWELL professional glass artist

March 21–25 Four Days £527
Intermediate/Advanced S4D07726

Mosaics

Mosaics for beginners and improvers

Develop your creativity in mosaic design using different ceramic and glass tiles. You will learn techniques for laying, grouting and cutting tiles into tesserae.

MARTIN CHEEK mosaic maestro, author

October 13–15 Weekend £231
Beginners/Intermediate SWE07370



Creative mosaics with found ceramic materials

Make a mosaic wall piece as you learn how to cut and assemble ceramic tiles and select elements from old decorative plates and cups. Consider line, pattern, colour and texture, then finish by grouting your design.

JOANNA VEEVERS RCA trained ceramic artist

November 16–19 Long Weekend £346
Beginners/Intermediate SLW07448

Miniature mosaics with smalti **NEW**

Design and make miniature mosaics using smalti, an intensely coloured handmade glass, perfect for creating jewel like festive panels and decorations.

JOANNA VEEVERS RCA trained ceramic artist

December 14 One Day £129
Beginners/Intermediate SID07516

Mosaics – ancient fragments, materials and techniques **NEW**

Create a beautiful mosaic fragment based on an ancient design. Learn the traditional skills of using a hammer and hardie to cut marble, stone and terracotta and use this limited colour palette to make a lasting mosaic treasure.

HILARY SHAND mosaic artist

February 8–11 Long Weekend £348
Suitable for all SLW07616

Mosaics – re-use and remake our visual history **NEW**

Reinterpret historic mosaics as you analyse their conceptual content and visual realisation. Based around a series of lectures looking at Roman, Byzantine and Medieval mosaics, you will leave with a series of samples to inspire future projects.

EMMA BIGGS artist, author, mosaicist

March 4–8 Four Days £437
Intermediate/Advanced S4D07679

JEWELLERY AND ENAMELLING

Enamelling 19-20
Jewellery 20-21
For Taster Courses see pages 42-45



Ruth Ball

Enamelling

Making contemporary enamel beads

Explore the jewel-like effects created by enamelling onto beads and experiment with diverse ways of putting them together into necklaces. Learn techniques for enamelling onto pre-formed beads and onto metal beads that you have fabricated. The history of the beaded necklace, catch construction, stringing and threading techniques will also be revealed.

JOAN MACKARELL artist enameller
PENNY DAVIS jewellery designer and enameller

October 8–13 Five Days £540
Intermediate/Advanced S5D07361

Altered surfaces – metal manipulation and enamelling

Explore how to alter metal surfaces by etching, drilling, punching or roll mill printing. Learn how to pattern and texture metal to which you can then apply enamel and create a series of samples or a simple piece of jewellery.

JESSICA TURRELL studio artist, enamel researcher

October 20–22 Weekend £243
Intermediate/Advanced SWE07383

Re-cycle, re-use and re-see – enamelling

Take an innovative and experimental approach to enamel as you work to re-use small objects and pieces, for example, tin cans, keys, spoons, mesh or any small objects of steel, stainless steel or copper. You will also cover technical information on enamelling steel.

ELIZABETH TURRELL studio artist, enamel researcher

November 20–23 Three Days £360
Intermediate/Advanced S3D07462

Enamelling on copper panels NEW

Learn a range of enamel techniques to use on copper to make wall-based artwork. Make a series of technical samples, explore design options and discover how to transfer your images and ideas onto exciting colourful panels. Techniques covered include working with opaques, flux and oxides, leaf and foils with taster sessions on how to use riso screens and apply transfers.

RUTH BALL enameller, copper and silver

December 15–18 Long Weekend £358
Suitable for all SLW07525

Enamelling for beginners

Discover the alchemy of enamel by practising on copper and progressing to make simple silver jewellery. Learn how to translate colour and texture ideas and the techniques of using fine wires and metal leaf.

SHEILA R MCDONALD artist, enameller, jeweller

January 12–14 Weekend £257
Beginners SWE07555

Enamel – a multi-coloured voyage of discovery

Work with vitreous enamel, both transparent and opaque, on copper, copper mesh and silver with a focus on colour combination, surface and texture. Come ready to have an experimental introduction to learn the technical basics and develop an individual vocabulary and application.

CHRISTINE GRAF jewellery artist

February 2–5 Long Weekend £371
Intermediate/Advanced SLW07604



Joan Mackarell

Painting in enamel – water and oil based mediums NEW

Learn how to use on-glaze enamel paints with both water and oil mediums to complete at least one hand painted vitreous enamel plaque. Techniques include working experimentally with sponge and brush, pen line and wash, and embellishing with liquid gold.

GILLIE HOYTE BYROM professional enamel painter

February 16–19 Long Weekend £358
Intermediate SLW07641

Enamelling revisited NEW

Expand your knowledge of how to incorporate enamel as a decorative feature in your jewellery or small scale silver objects. You will be encouraged to develop your own ideas and work on existing pieces or focus on making an enamel brooch.

SHEILA R MCDONALD artist, enameller, jeweller

March 15–18 Long Weekend £375
Intermediate SLW07715

Jewellery

One day jewellery workshop

Develop your individual designs for jewellery making. You will be encouraged to develop your ideas through drawing and will be guided to realise your jewellery in three-dimensions. Techniques are demonstrated according to your needs. Beginners will be given a set project to introduce the basic techniques of working with silver. Please note: if you would like to make small silver items you should book onto a one day silversmithing workshop (found in the Metal category).

SARAH MACRAE studio jeweller, teacher

October 3 One Day £114
Suitable for all SID07345

Contemporary and traditional bead threading

Learn the art of bead jewellery to a professional standard. After familiarisation with tools and threading techniques, make a range of necklaces which may include antique and semi-precious beads.

PENNY DAVIS jewellery designer and enameller

October 6–8 Weekend £253
Suitable for all SWE07354



Make jewellery from beads, buttons, wires and threads

Learn simple wire techniques to make jewellery from beads and buttons. Techniques shown include how to wrap a bead, thread and finish off necklaces, and how to mend or remodel bead jewellery.

SARA WITHERS jeweller, wire and beads

October 20–22 Weekend £249
Beginners SWE07384

Jewellery in wood with silver and pearl inlay

Learn how to make contemporary sculptural jewellery pieces using wood with silver inlay and pearls. You will design and make a wood pendant inlaid with small silver dots and then make a pendant or ring with a silver line or embedded pearl.

SARAH KING contemporary jewellery designer

October 27–29 Weekend £249
Suitable for all SWE07401



Carol Blackburn

Silver stacking rings – jewellery NEW

Create a beautiful stacking silver ring set. Techniques covered include designing, sizing, forming, piercing, texturing and soldering. Looking at repeated motifs, textures and surfaces will inform your finished set of rings.

LAILA SMITH contemporary jeweller

November 3–5 Weekend £251
Suitable for all SWE07423

One day jewellery workshop

Please see SID07345 for further information.

SARAH MACRAE studio jeweller, teacher

November 7 One Day £114
Suitable for all SID07429

Reactive glass jewellery NEW

Please see page 16 for further information.

CLAIRE HALL BA Hons, glass artist

November 17–19 Weekend £286
Suitable for all SWE07453

Jewellery making for beginners

Make a silver band ring as a starting point and work towards completing an individual project on this beginners' course.

SARAH MACRAE studio jeweller, teacher

November 17–19 Weekend £239
Beginners SWE07454

Jewellery – making patterns in polymer clay NEW

Learn the basic techniques for handling polymer clay and then explore how to create colourful patterned veneers. You will make beads of many shapes and decorate brass bangles. The techniques are easy to learn but the results reveal endless possibilities for creating colourful patterns unique to you.

CAROL BLACKBURN polymer clay jeweller

November 20–23 Three Days £363
Beginners/Intermediate S3D07463

Border – parallel worlds: conceptual jewellery NEW

Explore how to express the concept of borders and a parallel world through art jewellery. You will be introduced to the Japanese conceptual knot Musubi, and the spatial concept of Ma and negative space. Inventiveness and engagement with the natural world will be encouraged. There will also be technical demonstrations on knotting and wax modelling with talks and group and individual discussions.

MARI ISHIKAWA artist jeweller

December 3–8 Five Days £545
Intermediate/Advanced S5D07501

Making jewellery in silver

Explore ideas for a piece of silver jewellery and be guided through the designing and making process. Begin by communicating your concept in simple drawings, then with one-to-one tuition, you will learn a range of techniques in general fabrication, surface decoration (including roller-printing and etching) and finishing.

SARAH MACRAE studio jeweller, teacher

January 7–11 Four Days £437
Suitable for all S4D07543

Non-traditional stone-setting for jewellers

Learn how to add stones to your jewellery using contemporary stone-setting techniques including flush, channel and tension setting. Develop an understanding of the practical considerations when incorporating stones and make some basic tools.

PENNY DAVIS jewellery designer and enameller

January 18–21 Long Weekend £353
Intermediate/Advanced SLW07569

One day jewellery workshop

Please see page 20 for further information.

SARAH MACRAE studio jeweller, teacher

February 6 One Day £114
Suitable for all SID07614

Ring-linking with stones and beads for jewellery

Create an individual piece of jewellery as you master the techniques of chain mail or ring-linking, using semi-precious stones or beads to add colour, pattern and detail.

ALISON EVANS jewellery designer and maker

February 9–11 Weekend £231
Suitable for all SWE07623

Mixing metals – for jewellers and silversmiths NEW

Experiment with a wide range of mixed metal techniques and processes using wire, sheet or tube as starting points. Learn about the production of silver solders needed for a variety of different solder applications as well as the production of a range of alloys to introduce in your work. Explore how the materials lend themselves to different designs with the option of making a piece of jewellery.

PATRICK DAVISON gold and silversmith

February 11–15 Four Days £477
Intermediate S4D07631

Jewellery for complete beginners using silver and other materials

Learn the techniques of piercing, shaping, filing, hammering, soldering and finishing as you make a simple silver ring, then explore surface decoration to make a second piece of jewellery.

DAPHNE KRINOS renowned jewellery designer

February 23–25 Weekend £231
Beginners SWE07657

Jewellery remade – recycle silver and gold

Remake all your old silver and gold chains, earrings and rings into new contemporary jewellery using simple casting methods, stone setting, fusing, wire-work, chain-making and texturing techniques. Some soldering experience would be useful.

SARAH DREW sustainable jewellery designer/maker

February 26–March 1 Three Days £368
Beginners/Intermediate S3D07668

One day jewellery workshop

Please see page 20 for further information.

SARAH MACRAE studio jeweller, teacher

March 6 One Day £114
Suitable for all SID07684

Perspex and polypropylene – perfect plastics for making jewellery

Explore the potential of Perspex, a solid acrylic plastic available in many forms, and polypropylene, a flexible, vibrantly coloured plastic, for making jewellery. Learn to cut, form, bend, carve, connect and finish these exciting materials as you experiment and complete at least one piece.

SARAH MACRAE studio jeweller, teacher

March 9–12 Long Weekend £348
Suitable for all SLW07694

Mixed media jewellery – developing your own language

Explore making mixed media jewellery as you build your own personal language and confidence in combining multiple materials. The focus will be on working with metal and textile forms together with demonstrations on a range of contemporary techniques.

JOANNE HAYWOOD art jeweller

March 12–15 Three Days £348
Intermediate/Advanced S3D07707

Making chains – jewellery

Develop designs for chains considering materials and proportion. With a wide range of historical and contemporary examples to inspire you, experiment making a variety of chains as test pieces. You are encouraged to produce at least one finished piece.

DAPHNE KRINOS renowned jewellery designer

March 23–26 Long Weekend £338
Intermediate/Advanced SLW07733

Make your own wedding rings

Create unique wedding rings for each other, either by re-using jewellery and metal or buying new metal. Email bookingsoffice@westdean.org.uk to find out more.

METALWORKING

Blacksmithing and Metalworking 22-23
Silversmithing 23-24
For Taster Courses see pages 42-45



Blacksmithing and Metalworking

Make garden vessels or sculptures in metal

Develop your own design to make a simple vessel or sculpture in copper, steel or aluminium. Explore a range of techniques including spot and mig welding, riveting, forming and colouring.

MIKE SAVAGE RCA trained, metal sculptor

October 6–8 Weekend £277
Suitable for all SWE07353

Medieval armouring – the 15th century Italian gauntlet

Learn how to make armour by making a gauntlet. Using a world renowned Italian design of the 15th century as inspiration, we will work together to recreate at least one gauntlet each. You will learn how to hot and cold shape the metal, rivet, use leather and oil blacken the final piece.

GRAHAM ASHFORD armourer

October 12–15 Long Weekend £401
Beginners/Intermediate SLW07364

Creative blacksmithing projects

Work creatively in our forge to undertake individual projects whilst learning and extending your blacksmithing skills. You will develop your own ideas and work towards completing your metalwork project. Bring outline ideas for discussion.

ANDREW SMITH MA RCA, blacksmith, metalworker, sculptor

November 3–7 Four Days £529
Suitable for all S4D07424

Blacksmithing

Using mild steel become familiar with the basic skills of the blacksmith to develop your designs and make successful objects.

ANDREW SMITH MA RCA, blacksmith, metalworker, sculptor

December 15–17 Weekend £277
Beginners SWE07524

Welding and joining ideas

Focus on skilled craftsmanship to achieve various hot and cold methods of metal welding and other joining processes. Learn how to make a series of samples demonstrating techniques such as hot wrapping, torch bending, riveting and abrasion.

ANDREW SMITH MA RCA, blacksmith, metalworker, sculptor

January 14–18 Four Days £537
Beginners S4D07561

Blacksmithing for beginners

Explore a range of forging techniques as you create a small candlestick or domestic item. Consider design and function as you learn how to manipulate metal using basic hand forging, the power hammer and fire-welding.

JAMES PRICE contemporary blacksmith and designer

February 2–4 Weekend £273
Beginners SWE07601





Blacksmithing – practical projects NEW

Explore a range of forging techniques including bending, twisting, splitting, forging and fire-welding. You will work with hot metal and fire to make a ram's head poker and other practical items, such as a bottle opener and key ring.

ALEX SMITH blacksmith and artist

February 15–18 Long Weekend £401
Suitable for all SLW07636

Sculpture from scrap

Take on the challenge of creating a sculpture from found metal objects assembled with blacksmithing techniques. You will visit a local scrapyard and then learn basic forging and joining processes. Next consider and respond to the design possibilities of your chosen recycled pieces, making a sculpture for your house or garden.

PETER PARKINSON RCA trained, artist blacksmith

March 18–22 Four Days £495
Suitable for all S4D07721

Metal birds and bugs – making outdoor sculptures

Make a sculptural insect, reptile, fish or bird for your garden or pond from sheet metal and recycled materials. Develop your design idea as you explore techniques including cutting, heating and cooling, forming and shaping.

MIKE SAVAGE RCA trained, metal sculptor

March 23–25 Weekend £277
Suitable for all SWE07731

Blacksmithing

Please see page 22 for further information.

ANDREW SMITH MA RCA, blacksmith, metalworker, sculptor

March 30–April 1 Weekend £277
Beginners SWE07750

Silversmithing

One day silversmithing workshop

Make small silver dishes and boxes as you learn the techniques of raising, planishing, soldering and forging. You will then progress to raised pieces which include the making and fitting of handles, spouts and lids. In box making you will learn how to score, bend and stamp metal, and make flush and spring joints. Please note: if you would like to make items of silver jewellery you should book onto a one day jewellery workshop (see the Jewellery category).

JOHN NORGATE silver and goldsmith

October 5 One Day £114
Suitable for all SID07347

Hand engraving on metal

Explore the specialist field of hand engraving and work on your own project. Using a range of tools practise various decorative techniques, including monograms, scrollwork, heraldic devices, piercing and carving to realise your design.

WAYNE PARROTT hand engraver on metal

October 6–8 Weekend £231
Suitable for all SVVE07355

General silversmithing with an emphasis on box making

Explore the traditional silversmithing techniques of raising, forging, sinking, box making, soldering and finishing. Advanced makers can concentrate on making hinges and joints.

JOHN NORGATE silver and goldsmith

October 13–15 Weekend £231
Suitable for all SWE07369

One day silversmithing workshop

Please see SID07347 for further information.

JOHN NORGATE silver and goldsmith

November 9 One Day £114
Suitable for all SID07436

General silversmithing – constructing and raising

Explore your ideas for making silver objects and advance your skills on this in-depth course. Learn methods for creating and finishing forms in sheet metal using techniques such as press forming, casting and hand forging. The course combines contemporary and traditional approaches as you work on individual projects.

JOHN NORGATE silver and goldsmith

November 26–December 1 Five Days £540
Suitable for all S5D07477

One day silversmithing workshop

Please see SID07347 for further information.

JOHN NORGATE silver and goldsmith

December 14 One Day £114
Suitable for all SID07517



Patrick Davison

General silversmithing – catches for boxes NEW

Advance your skills as you create and finish forms in sheet metal using techniques such as forging, sinking and box making. You can also learn to make a range of metal fasteners for boxes and discover methods for making catches, clasps, actions for sprung lids, slides and other devices, in both silver and base metals.

JOHN NORGATE silver and goldsmith

January 21–26 Five Days £540
Intermediate/Advanced S5D07580

One day silversmithing workshop

Please see SID07347 for further information.

JOHN NORGATE silver and goldsmith

February 8 One Day £114
Suitable for all SID07615

Mixing metals – for jewellers and silversmiths NEW

Please see page 21 for further information.

PATRICK DAVISON gold and silversmith

February 11–15 Four Days £477
Intermediate S4D07631

Silversmithing – cut, bend and form

Through exploration of negative space, optical illusion and deconstruction, cut and manipulate sheet metal to make jewellery, tableware or purely abstract forms. Develop ideas through paper models before translating them into copper, brass or sterling silver.

ANE CHRISTENSEN MA RCA designer metalsmith

March 2–4 Weekend £231
Suitable for all SWE07675

One day silversmithing workshop

Please see SID07347 for further information.

JOHN NORGATE silver and goldsmith

March 8 One Day £114
Suitable for all SID07685

General silversmithing – constructing and raising

Please see S5D07477 for further information.

JOHN NORGATE silver and goldsmith

March 18–23 Five Days £540
Suitable for all S5D07725

Silversmithing for beginners

Make and complete two projects - forge a silver spoon and make a silver napkin ring. Learn methods for creating and finishing forms in sheet metal using techniques such as forging, planishing, soldering and texturing.

ABIGAIL BROWN award-winning artist silversmith

March 29–April 1 Long Weekend £338
Beginners SLW07745



MUSIC

For Taster Courses see pages 42-45



Sing from the heart

Improve your singing whether amateur or professional. Bring your own music, any style welcome, and you will be accompanied by lute, guitar or piano. In an informal and flexible masterclass format work one-to-one on technique, interpretation, language and style. There are opportunities to learn new music, sing with other singers and to give several informal performances.

EVELYN TUBB unique performer, inspirational teacher
MICHAEL FIELDS accompanist on lute and guitar
with accompanist **CLIVE POLLARD**

October 8–13 Five Days £565
Intermediate/Advanced S5D07359

Viol consort music

17th century English music forms the basis of this course for intermediate or advanced players of treble, tenor or bass viols who are confident in sight reading and playing one-to-a-part.

ALISON CRUM viol player, teacher, writer

January 5–7 Weekend £231
Intermediate/Advanced SWE07535

If you are interested in Making Musical Instruments please see page 58.

Music concerts

Performances in the historic West Dean College and St. Andrew's Church, please see page 60 for details.

Music from a New Found Land – music appreciation

The diversity of American music reflects the 'melting-pot' nature of American society. Explore the richness of that tradition from great pioneers such as Charles Ives, to mainstream composers such as Copland and Barber through to the movers and shakers of the modern age, John Adams and Steve Reich. It would be impossible to ignore jazz and its enormous influence and of course, the great jazz composers, George Gershwin and Duke Ellington.

ROY STRATFORD pianist, conductor and lecturer

January 12–14 Weekend £241
Suitable for all SWE07553

English Art Song 1600–2000

A course for performers – amateur or professional – to sing in an authentic and personal way, focussing on English 'Art' Songs from the Renaissance to the present. Singing technique, interpretation, performing philosophy and confidence are explored in daily teaching sessions, complemented by informal evening performances. Accompaniment by lute, guitar or piano is offered, and players of these instruments are also welcome.

EVELYN TUBB unique performer, inspirational teacher
MICHAEL FIELDS accompanist on lute and guitar
with accompanist **CLIVE POLLARD**

February 23–26 Long Weekend £353
Intermediate/Advanced SLV07659

Recorder consort weekend

For players of intermediate ability who can play confidently on C and F recorders. You will cover a wide variety of repertoire, from the Renaissance to the present day, with music carefully tailored to suit the players who attend.

HELEN HOOKER teacher, performer, conductor

March 9–11 Weekend £233
Intermediate SWE07691

Classical guitar weekend

For classical guitarists (grade 2–5) who wish to experience the enjoyment of playing in an ensemble, develop your technique and learn by performing solo music in repertoire classes. Some aspects of the weekend's study will be shared with the tutor and students on the concurrent advanced course.

ANDREW GOUGH classical guitarist, ensemble director and teacher

March 30–April 1 Weekend £231
Intermediate SWE07748

Classical guitar weekend NEW

For advanced level classical guitarists (grade 6–8+) who wish to experience the enjoyment of playing in an ensemble, develop your technique and learn by performing your solo music in repertoire classes. Some aspects of the weekend's study will be shared with the tutor and students on the concurrent intermediate course.

VINCENT LINDSEY-CLARK classical guitarist, ensemble specialist/arranger and teacher

March 30–April 1 Weekend £231
Advanced SWE07749

PAINTING

Botanical Art	26
Mixed and Other Media	26–28
Painting – Subject Led	28–29
Painting – Oils	30
Painting – Water Based	30–31
For Taster Courses see pages	42–45



Botanical Art

Fabulous fungi and the forest floor – botanical painting

Develop your observational and drawing techniques, then practise mixing and applying watercolours before embarking on a final painting. You also produce a comprehensive and useful study sheet for future reference.

MARIELLA BALDWIN published botanical artist

November 3–5 Weekend £235
Suitable for all SWE07420

Botanical painting – pen and watercolour wash

With an emphasis on drawing and painting botanical sketches and studies, develop your skills using pens of various sizes and wet-in-wet watercolour washes.

SANDRINE MAUGY botanical artist and writer

January 18–21 Long Weekend £358
Suitable for all SLW07566

Botanical painting – hellebores

Immerse yourself in the study of flowers from West Dean Gardens. Learn techniques to develop a good sense of form and colour to create an accurate three-dimensional painting.

MARIELLA BALDWIN published botanical artist

March 2–4 Weekend £231
Suitable for all SWE07671

Botanical drawing

Learn to create vibrant, clean colours and realistic textures with techniques such as underpainting, layering and embossing. Working from seasonal subjects, these techniques will show you how to add depth, realism and interest to your finished colour pencil work.

ANN SWAN SBA award-winning artist and author

March 11–14 Three Days £338
Intermediate S3D07699

Drawing trees NEW

Please see page 13 for further information.

SARAH SIMBLET fine artist, writer, broadcaster, anatomist

March 18–23 Five Days £540
Intermediate S5D07722



Mixed and Other Media

Dynamic collage with paint

Take the dynamism of collage and paint to a new level and explore a myriad of possibilities. Enjoy unexpected outcomes as you implement new processes, approaches and resources.

KATIE SOLLOHUB painting, drawing, teaching

October 1–6 Five Days £547
Suitable for all S5D07343

Mixed media landscape painting NEW

Develop your own interpretation of landscape with acrylics, inks, pastels and collage. Learn to build richness to the surface of your work with expressive drawing and mark-making, layering, colour, pattern and texture whilst exploring collage and simple printing techniques.

JO DIXON artist, printmaker, teacher

October 22–25 Three Days £358
Beginners/Intermediate S3D07388



Experimental mark-making – draw and print

Explore drawing and mark-making using graphite, ink and wax resist with further explorations into monoprint, collagraph and the projected image. Take inspiration from the landscape, and collect material and objects as your starting point for a series of investigations into surface qualities through a variety of media and techniques.

JOANNA VEEVERS RCA trained ceramic artist

October 23–27 Four Days £458
Suitable for all S4D07392

Drawing and painting on location – mixed media

Explore your personal relationship with the landscape and enjoy investing time and support to develop your practice. Using mixed media, including tools and materials found in the differing environments, experiment with drawn and painted marks and a variety of scales, both outside and in the studio.

FRANCES HATCH plein air painter

November 12–17 Five Days £546
Intermediate/Advanced S5D07444

Dynamic abstract painting with mixed media NEW

Experiment with different paints and materials, learn how they react and work together as you make abstract work in an intuitive way. Use techniques that allow greater freedom and expression with material, form, and composition, and incorporate the unpredictable quality of chance to make exciting work.

HELEN TURNER experimental abstract painter

November 28–December 1 Three Days £343
Suitable for all S3D07479

Gilding for painters

Explore traditional and creative use of precious metals in paintings, including gilding for acrylic, watercolour, gouache, oil and egg tempera.

JUDY WETHERALL award-winning gilding and decorative art conservator

December 1–3 Weekend £261
Suitable for all SWE07489

Self-portraits in mixed media

Discover how to capture expression in portraits with mirrors and photographs. Make tonal studies in charcoal, then explore colour, composition and form using chalk and oil pastels.

GEORGE POPESCO Royal Academy fine artist

January 12–14 Weekend £244
Beginners/Intermediate SWE07549

Photoshop for painters – image edit and transfer NEW

Please see page 29 for further information.

HEATHER GRAY-NEWTON MA award-winning artist, teacher

January 21–23 Two Days £261
Intermediate S2D07576

Extended sketchbook NEW

Make your sketchbooks a private place of invention where anything is possible. Create new work through a series of rapid collage and drawing techniques, allowing one idea to inform the next. Work instinctively, experimentally, take risks and embrace serendipity.

ANNABEL TILLEY artist, writer, curator

January 21–24 Three Days £353
Intermediate S3D07577

Mixed media images – paint, print, collage

Study colours, patterns and textures and learn techniques for applying paints, dyes and inks to develop your ideas into samples or a finished piece.

JO DIXON artist, printmaker, teacher

February 11–14 Three Days £358
Beginners/Intermediate S3D07625

Experimental metallic surfaces NEW

Please see page 57 for further information.

JO MABBUTT decorative artist

February 11–15 Four Days £440
Suitable for all S4D07626

Creative drawing with pastels and mixed media

Please see page 12 for further information.

FREYA POCKLINGTON MA drawing

February 18–23 Five Days £580
Suitable for all S5D07649

Painting still life – towards abstraction

Learn to respond directly to still life using mixed media to explore line, form, colour and texture. Through a series of exercises get to know the objects and develop confidence in stripping away the superfluous to capture the essence.

NICK BODIMEADE painter, printmaker, tutor

February 25–March 1 Four Days £444
Intermediate/Advanced S4D07662

Ink and pastel – raw still life

Explore the use of ink and line in relationship to soft pastel and discover the creative possibilities of Chinese ink working with brush and hand cut reed pens. Work from inspiring raw still life materials from West Dean Gardens.

JASON BOWYER painter and draughtsman

March 15–18 Long Weekend £341
Intermediate/Advanced SLW07709

The dynamic sketchbook – mixed media interventions

Starting a new sketchbook can sometimes be daunting. Start by taking the book apart as you experiment with a process of deconstruction and reconstruction. Fill pages with collage, drawings, cut holes, extend, scribble over, pour ink, write and stitch using the wonderful grounds of West Dean as a source of visual inspiration.

KATIE SOLLOHUB painting, drawing, teaching

March 18–23 Five Days £540
Suitable for all S5D07723

Painting – Subject Led

Byzantine icon painting

Working in the Byzantine style, explore the production of a small icon. Start with the basic principles of design, move through water gilding, mixing egg yolk with pigment, applying egg tempera and dry brush modelling. The course includes an illustrated talk outlining the spiritual reasons for the style found in the icon tradition.

PETER MURPHY gilder, tempera painter

October 8–13 Five Days £607
Suitable for all S5D07357

Introduction to abstract painting NEW

Learn ways to start an abstract painting using line, colour, shape and frottage then develop and complete abstract paintings. Gain insights into abstraction with brief talks on historical and contemporary themes.

ROBERT SOSNER MA professional painter

October 20–22 Weekend £231
Beginners/Intermediate SVVE07380



Life painting with Tonks palette NEW

Improve your sense of colour quality and nuance in your painting using different mediums. Study warm and cool colours, paste and transparent painting, and a variety of 'Tonking' processes including how to balance green and violet mixtures to paint flesh tones that have freshness and life.

JOHN MEAKER artist, teacher, lecturer

October 30–November 2 Three Days £358
Intermediate/Advanced S3D07415

Intuitive painting – process and imagination

Work with themes from your imagination in a playful and practical approach to painting. Led by an inspirational and enthusiastic tutor you will be encouraged to free your creativity and experiment with painting as a tool for expression. Learn acrylic painting techniques and processes that help you explore your own imagined worlds and create painted realities.

CHRISTOPHER GILVAN-CARTWRIGHT MA painter, performer, animator

November 19–23 Four Days £442
Intermediate/Advanced S4D07457

Memory, emotion and the genius loci – landscape painting

The spirit of a place, its emotional effect on us and the role of memory and association are the core aspects of our most intense experiences. Using these sensory and cognitive responses to the landscape of West Dean, you will paint in different media, locations and times of the day to produce a rich range of contrasting interpretations. There will be many art historic references made and experimentation with materials.

MARK CAZALET contemporary British artist

November 23–26 Long Weekend £338
Intermediate/Advanced SLW07465

Crossing the bridge to abstraction NEW

Working from still life, landscape and narrative you will be guided in ways that enable you to make the transition from figurative to abstraction, through a series of exercises and personal projects. Benefit from both individual and group tuition throughout.

ROBERT SOSNER MA professional painter

December 10–14 Four Days £457
Suitable for all S4D07512





Introduction to egg tempera painting

Learn how to paint using traditional methods and materials. Gain an understanding of composition, under-drawing, glazing and optical mixes using mineral pigments on gessoed panels.

MAZ JACKSON egg tempera painter, printmaker

January 12–14 Weekend £241
Suitable for all SWE07548

Photoshop for painters – image edit and transfer NEW

Learn how to edit and manipulate imagery for inclusion in your oil painting. Using Photoshop Elements follow guided steps to edit digital imagery, and then techniques to transfer your final image onto different painting surfaces.

HEATHER GRAY-NEWTON MA award-winning artist, teacher

January 21–23 Two Days £261
Intermediate S2D07576

Chiaroscuro – painting light and shadow

Explore the balance of light and shade through expressive drawing and painting. Discover the power of dramatic lighting, contrasts and shadows to enhance both your drawing and painting skills.

GEORGE POPESCO Royal Academy fine artist

January 23–26 Three Days £338
Suitable for all S3D07583

Pastel portraits

Learn to build a life-like portrait using pastels and drawing tools. This versatile medium allows you to use a contemporary approach to layering a drawing from a high resolution photograph of a face.

OLIVER JONES contemporary British artist

February 1–4 Long Weekend £362
Suitable for all SLW07595



Heather Gray-Newton

Life painting – new perspectives NEW

Use observation and sensation to develop a pictorial idea from which to construct your painting. Learn different approaches to painting the nude using examples from Walter Sickert to Euan Uglow. You will explore form, light, colour, line and contour, and the relationship between colour key, light, shape and form. Work from the model on a single pose for an extended period.

ROBERT SOSNER MA professional painter

March 4–9 Five Days £600
Intermediate/Advanced S5D07680

Vision of colour

Colour is at the heart of painting; it is used to create light, space, mood and movement, yet it is rarely fully understood. By taking five contrasting approaches and through a structured series of practical projects, your confidence builds in handling colour and understanding its role. Investigation of some of the major developments in colour theory, a slide show and video presentations are all included in this challenging week.

MARK CAZALET contemporary British artist

March 25–30 Five Days £540
Intermediate/Advanced S5D07738

Zara Drummond



Painting – Oils

Painting autumn landscapes in oils

Autumn is a special time of year for landscape painters with rich colours and atmospheric weather. Explore outdoor oil painting techniques in a range of locations including woodland. We will be painting outside as much as we can as well as in the studio.

TOM BENJAMIN landscape painter in oils

October 15–20 Five Days £547
Suitable for all S5D07374

Beginners portrait painting in oil

A step by step introduction to using oils while learning how to paint a portrait of the model's head. Techniques include palette preparation, underpainting, mark-making, colour, tone, and composition.

GEORGE POPESCO Royal Academy fine artist

October 22–24 Two Days £263
Beginners S2D07387

Portrait painting in oils

Develop your oil painting skills through intensive work on a long pose. Begin with drawn studies of the model, then complete a painting with guidance on composition, proportion, tone and colour mixing.

ADELE WAGSTAFF Slade, portrait painter, author

November 17–19 Weekend £260
Intermediate/Advanced SWE07449

Oil painting for beginners

Learn the basics of oils while making paintings from direct observation. Discover how to structure works and develop light effects, mix colours, build layers, create tone, develop impasto and finish with glazing.

TOM BENJAMIN landscape painter in oils

December 1–3 Weekend £239
Beginners SWE07487

Life painting in oils for beginners NEW

Learn fundamental techniques to make a representational oil painting of the figure. Techniques include drawing in paint, essential colours, organising your palette, colours for flesh tones, brushes, mediums, composition, light and shade (chiaroscuro).

ZARA DRUMMOND figurative painter

January 8–10 Two Days £267
Beginners S2D07544

Small scale landscape painting in oils

Learn how to get a sense of the scale of a landscape view, expansive sky, or massive tree into a small painting. Working small enables you to turn over ideas quickly, try things out and experiment. You will then easily capture fleeting light effects on your small scale paintings.

TOM BENJAMIN landscape painter in oils

February 4–8 Four Days £444
Intermediate/Advanced S4D07606

Oil painting – sensory colour and mark-making NEW

Discover ways of recording and expressing your sensory response to the landscape through observation, colour and mark-making with oils. Develop your knowledge and skills in sensory gathering, colour field painting, representing associated memories and emotions, drawing with paint, and composition.

HEATHER GRAY-NEWTON MA award-winning artist, teacher

February 18–22 Four Days £437
Intermediate/Advanced S4D07647

Portrait painting in oils

Develop a personal style and improve your oil painting techniques whilst achieving a likeness. Learn how to use composition to enhance the sense of the sitter and ways of using the versatile qualities of oil paint to represent light on skin.

FELICITY GILL professional portrait painter

February 23–25 Weekend £266
Intermediate SWE07654

Still life painting in oils for beginners

A thorough introduction to oil painting from still life. Gain confidence and understanding of this wonderful medium with structured exercises and expert guidance.

GEORGE POPESCO Royal Academy fine artist

March 30–April 1 Weekend £255
Beginners SWE07746

Painting – Water Based

Watercolour workshop – people and structure NEW

Learn how to include people in your paintings from observation of figures in and around the College. Produce quick studies in conjunction with long studio based pieces to develop the knowledge and techniques to capture the figure in location.

BRIAN SMITH professional watercolour specialist

October 6–8 Weekend £231
Intermediate SWE07348

Painting beyond the surface – water based medium

Investigate, develop and expand your knowledge of working with water based media by painting both still life and West Dean Gardens. A series of exercises will develop your observational drawing skills as you engage with the tactility of paint and mark-making to develop your own personal approach to painting.

CHRISTINE FORBES drawing, painting, Chinese methods

October 8–13 Five Days £540
Suitable for all S5D07358

Introduction to painting with gouache NEW

Explore the versatility of gouache paint including how to make the most of its opaque qualities, over painting strength, quick drying and intense colour. Learn scrub and impasto as you paint on location and with a model in the studio.

CHRISTOPHER CORR artist and illustrator

October 25–27 Two Days £237
Suitable for all S2D07393

Chinese brush painting – winter landscape NEW

Paint aspects of the landscape then complete a composition in the traditional Chinese style using Chinese materials and techniques. Learn how to adapt these techniques to paint a local winter scene. Experiment with more innovative techniques such as collage and resists.

MAGGIE CROSS painter, traditional Chinese brush

October 29–November 2 Four Days £437
Suitable for all S4D07411

Confidence with colour – painting with acrylics and mediums

Become confident mixing and arranging colours using your visual judgments and experimentation. Discover the versatility of acrylics when used with specific mediums, from thin and transparent to thick and opaque.

EMILY BALL painter and author

November 2–5 Long Weekend £338
Suitable for all SLW07417

Watercolour landscapes – expressive mood and light

Study the emotive effects of changing light in landscape as you develop your observational, mark-making and colour mixing skills. Learn techniques to apply this expressive medium in dynamic ways, from quick painting sketches outside, weather permitting, to longer work in the studio.

CHRISTINE FORBES drawing, painting, Chinese methods

November 5–10 Five Days £540
Intermediate/Advanced S5D07426

Acrylics for beginners

Learn everything you need to know to get started with acrylics. Using both still life and images be guided through each stage including drawing, brush handling, colour mixing and balancing, and composition.

CHRISTINE FORBES drawing, painting, Chinese methods

December 1–3 Weekend £231
Beginners SWE07488

Watercolour painting for beginners

Learn to handle brushes, use colour and study form and composition as you paint in watercolour.

CHRISTINE FORBES drawing, painting, Chinese methods

December 8–10 Weekend £231
Beginners SWE07502



Brian Smith

Acrylic ink painting – movement and vibrant colour

Working from both flowers and landscape create vibrant and dynamic studies. Start with observational drawing, then experiment with translucent and opaque brushwork techniques. Explore your subject with practical exercises and build confidence with acrylic ink's tactile qualities as you learn to work intuitively. Discover how paper behaves in relation to ink flow as you develop your ideas through to personal conclusions.

CHRISTINE FORBES drawing, painting, Chinese methods

January 14–17 Three Days £368
Suitable for all S3D07557

Abstract painting in watercolour

Combine visual and imaginative information in a unique and personal way. Distil what is important to you as you create dynamic work from drawings and other material. Christine guides you carefully through themes and painting techniques as you explore your creative painting approaches.

CHRISTINE FORBES drawing, painting, Chinese methods

January 28–31 Three Days £338
Intermediate S3D07588

A beginner's guide to watercolour – technique and application

Explore the possibilities, methods and techniques used with watercolours as you create a patchwork of samples for your future reference. Sessions in drawing techniques will underpin your future work.

SUSIE HUNT landscape painter, teacher

February 16–18 Weekend £239
Beginners SWE07637

Acrylics workshop – mood, light and atmosphere NEW

Be bold with acrylic paints to create dramatic strong images, imply and suggest, and use detail where appropriate. Produce both small quick studies and larger finished pieces as you develop your painting knowledge and techniques.

BRIAN SMITH professional watercolour specialist

February 23–25 Weekend £231
Intermediate SWE07655

Watercolour painting – structure, pattern and texture NEW

Learn how to map and measure your composition, discover underpainting, experiment with and apply a mosaic of expressive watercolour. Refine and add definition with glazes and finishing techniques.

SUZANNE BALCHIN Camberwell College, fine watercolourist

March 9–11 Weekend £231
Intermediate SWE07688

Sumi-e Japanese ink painting

Experiment with Japanese brush-painting techniques to create striking paintings of subjects from the natural world, and discover the spiritual aspects of this ancient and unique art form.

TAKUMASA ONO professional Japanese watercolourist, author

March 23–25 Weekend £251
Suitable for all SWE07728



Takumasa Ono

PHOTOGRAPHY

For Taster Courses see pages

42–45



Benjamin Graham

Macro photography

Create showstopping pictures and explore the huge creative potential of macro and close-up photography, leading to visually arresting images that encourage the viewer to see the world anew. Flowers, insects, intimate landscapes and manmade objects will all be covered, with tips and tricks to help you perfect your technique.

TRACY HALLETT photographer, editor, author

October 6–8 Weekend £241
Suitable for all SWE07352

An introduction to studio portrait lighting techniques

An overview of classic and iconic portrait lighting techniques, using both professional Bowens studio flash equipment and available natural light. Low-key and high-key lighting styles will be explored with fundamentals in portrait posing methods and composition.

BEYTAN ERKMEN professional photographer, lecturer

October 27–29 Weekend £271
Intermediate/Advanced SWE07399

Autumn colour in digital landscape photography

Discover the secrets of capturing landscape images in autumn with maximum visual impact. Best use of equipment and the importance of pre-planning are covered, alongside how to enhance your images. Be inspired during sessions around West Dean and the South Downs.

ROY MATTHEWS freelance photographer, teacher

November 3–5 Weekend £241
Intermediate/Advanced SWE07421

Getting to grips with your DSLR camera

Increase your skills and confidence in using your DSLR camera. Learn how to judge which programme to use and focus on taking satisfying images on location. Basic computer skills are required.

JACQUI HURST editorial/garden photographer

November 17–19 Weekend £241
Beginners SWE07451

Dawn and dusk landscape photography

Become creatively inspired in the magical moments of twilight and dawn. Take your images to another level by learning about lighting and timing, the two elusive fundamentals of all successful landscape studies. For DSLR and advanced compact users.

BENJAMIN GRAHAM internationally published landscape photographer

November 24–26 Weekend £241
Intermediate SWE07470

Explore black and white digital photography

Capture stunning photographs and discover the craft and processes of analogue black and white photography using digital cameras within a digital workflow. Learn to achieve this through considered exposure, identifying subjects suited to monochrome and image processing using Adobe Lightroom and Photoshop.

TIM SAVAGE digital photographer, author and trainer

December 8–10 Weekend £241
Beginners/Intermediate SWE07504

An introduction to Adobe Lightroom

Discover the creative image-editing power and image management of Adobe Lightroom. Beginning with the differences of file types, you will follow the workflow of Lightroom – from importing photographs to detailed manipulation, enhancement and output.

TIM SAVAGE digital photographer, author and trainer

January 12–14 Weekend £241
Beginners SWE07551

How to use Photoshop for textile design

Please see page 49 for further information.

SAM PICKARD printed textile designer/maker
PETER BISHOP graphic designer, Adobe certified instructor

January 18–21 Long Weekend £358
Beginners/Intermediate SLW07568



Photoshop for painters – image edit and transfer **NEW**

Please see page 29 for further information.

HEATHER GRAY-NEWTON MA award-winning artist, teacher

January 21–23 Two Days £261
Intermediate S2D07576

Photographing winter outlines **NEW**

Explore the graphic potential for striking photography of the winter outlines and structures in West Dean Gardens. Create clear, minimal images from the lines and forms, working in both in colour and black and white. Suitable for those with DSLR and advance compact cameras.

JACQUI HURST editorial/garden photographer

February 2–4 Weekend £241
Intermediate SWE07599

Digital photography – painting and drawing with light

Explore photographic light painting to create painterly images with a DSLR camera whilst working in darkness. By utilising atmospheric backdrops found within West Dean College and Gardens, learn to light your subject and how to combine or adjust your images post-production.

ROY MATTHEWS freelance photographer, teacher

February 9–11 Weekend £241
Intermediate/Advanced SWE07620

Photographic platinum printing **NEW**

Make prints from your favourite digital or film images using the 19th century technique of photographic printing using platinum and palladium metal salts. Known as the aristocrat of the early processes, platinum printing is renowned for its delicacy, gradation of tone and treatment of highlights and mid-tones.

PETER MOSELEY photographic printmaker

February 11–15 Four Days £517
Suitable for all S4D07628



Peter Moseley

An introduction to Photoshop

Learn some of Adobe Photoshop's creative features and discover how to make enhancements to your images using many of the software's primary adjustment features. This will include working with layers, layer masks, tools and filters, while experimenting with your own images.

BEYTAN ERKMEN professional photographer, lecturer

March 2–4 Weekend £241
Beginners SWE07672

Creative use of Photoshop for makers and artists

Create digital applied decoration from photographs and drawings using Adobe Photoshop. Learn how to apply this surface treatment to artworks in various media such as glass, wood and fabric using Lazertran. Other techniques for translating digital files into applied decoration are also discussed.

ALISON MILNER RCA trained, designer-maker

March 5–8 Three Days £368
Beginners/Intermediate S3D07682

Digital photography – developing creative vision **NEW**

Learn to see creatively by identifying the opportunities that light, subjects, patterns, tones and forms present to you as a photographer. Enhance your graphic awareness and grasp key compositional and lighting principles that will stimulate your personal vision in photography. For DSLR users.

BENJAMIN GRAHAM internationally published landscape photographer

March 12–14 Two Days £241
Beginners S2D07703

Gain control of your DSLR camera

Maximise the quality of the images you capture by learning how to use your DSLR camera. Investigate the multitude of features on your camera, as the mystifying layers of technical jargon are stripped away and your confidence and skills grow.

TIM SAVAGE digital photographer, author and trainer

March 15–18 Long Weekend £353
Beginners/Intermediate SLW07713

POTTERY AND CERAMICS

For Taster Courses see pages

42–45



Japanese ceramics – exploring form

Develop your own Japanese-inspired pottery using the tutor's specialist methods for creating poetic and free-form ceramics. These include traditional throwing and the 'twist and cut' technique. Shozo will show how he makes Oribe and Shino style tea bowls, plus plates, pots and vases using crank and raku clays. You'll discover the joy and freedom of expression that clay allows.

SHOZO MICHIKAWA renowned Japanese ceramicist

October 1–6 Five Days £610
Intermediate/Advanced S5D07344

Throwing and turning for beginners

Gain confidence in making pots on the potter's wheel. With exclusive use of your own wheel, learn how to prepare the clay and then practice the art of throwing with demonstrations and individual guidance.

JON BARRETT-DANES potter, animal sculptor, teacher

October 13–15 Weekend £260
Beginners SWE07371



Akiko Hirai

Exploring Japanese pottery

Explore simple Japanese pottery techniques to make vases, bowls, mugs and plates. Techniques covered include spiral wedging, hand building (Tebineri), wet slab making (Katatsukuri) and leather hard slab building (Itatsukuri). Then learn brush drawing or printing techniques to decorate your pots.

RIE TSURUTA MA RCA, ceramist

October 20–23 Long Weekend £381
Beginners/Intermediate SLW07386

Hand built ceramics with inlaid coloured clay

Learn how to make and mix coloured clays to create designs and painterly effects that are rolled into slabs of clay. From these you will then create vessels, bowls and jugs ready for firing.

JANE ABBOTT colourful potter, experienced teacher

October 27–29 Weekend £250
Suitable for all SWE07400

Raku and firing techniques

Acquire hand building pottery techniques and throwing on a potter's wheel using a range of Raku and stoneware clays. Develop your skills and ideas with one-to-one tuition and advice. Raku pieces will be made in the first two days then biscuit fired ready for glazing and firing using exciting outdoor Raku firing methods.

ALISON SANDEMAN established potter and teacher

October 29–November 3 Five Days £620
Suitable for all S5D07412

Mastering throwing and slipware techniques

Achieve true fluency in your making skills and explore all aspects of slip decoration across a range of pots. You will make slips and apply them, and discover and discuss glazing and firing methods. A rare opportunity to work with a potter renowned internationally for his fluent throwing technique and free decoration of slipware.

CLIVE BOWEN slipware potter

November 20–24 Four Days £502
Intermediate/Advanced S4D07464

Practical glazing day

Come back to West Dean College to glaze pots you have made on one of our pottery courses and left behind for firing.

ALISON SANDEMAN established potter and teacher

November 29 One Day £119
Suitable for all S1D07482





Jo Davies

Exploring porcelain – throwing and hand building

Develop dynamic porcelain forms or containers by learning how to exploit the intrinsic plastic quality of porcelain. Combine inventive shaping, forming and decorative techniques to create surface quality and pattern integral to each form.

JACK DOHERTY ceramicist, porcelain vessels

November 30–December 3 Long Weekend £393 Intermediate/Advanced SLW07485

Japanese ceramics – wabi-sabi in domestic ware NEW

Create a series of test tiles and pottery for the home as you explore the Japanese aesthetics of wabi-sabi. You will consider how this concept of beauty in the 'imperfect, impermanent and incomplete' reflects on Japanese pottery. Discover how to make loose forms and create surface effects using slips, engobes and glazes. Akiko will also give a lecture about Japanese glazes and firing cycles.

AKIKO HIRAI Japanese ceramicist

December 3–8 Five Days £605 Intermediate/Advanced S5D07500

Throwing and turning

Explore working on the potter's wheel and, whatever your level of experience, develop your skills in making (throwing) and finishing (turning) pots. Enjoy exclusive use of your own potter's wheel during the course.

ALISON SANDEMAN established potter and teacher

December 14–17 Long Weekend £377 Suitable for all SLW07520

Throwing and turning for beginners

Work on your own potter's wheel as you develop designs inspired by the ceramic collection at West Dean College. You are shown key techniques, including how to prepare and work with clay.

JO DAVIES ceramicist, potter, teacher

January 5–7 Weekend £260 Beginners SWE07537

Portrait heads in terracotta – a visual approach

Please see page 41 for further information.

JON EDGAR sculptor

January 5–8 Long Weekend £382 Suitable for all SLW07539

Tile making – carving, stencilling, inlaying

Make a carved set of tiles as you learn about the fascinating process of tile making. Other techniques will be explored using your designs, including slip decoration techniques, stencilling and inlaying.

RICHARD MILLER potter, tile maker

January 19–21 Weekend £249 Suitable for all SWE07573

Sculpting the figure – capturing the essence

Please see page 41 for further information.

IAN EDWARDS inspirational figurative sculptor

January 22–26 Four Days £522 Suitable for all S4D07581

Glazes, glazing and firing for potters

Learn the all-important processes to complete your pottery, through theoretical and practical sessions on stoneware and earthenware glazes, glazing techniques and kiln packing and firing. Please bring biscuit-fired test pieces suitable for 1260–1280°C.

ALISON SANDEMAN established potter and teacher

January 28–February 2 Five Days £590 Intermediate/Advanced S5D07592

Animal sculpture for your garden NEW

Design and make a striking animal sculpture for your garden. Using red terracotta paper clay, you will use hand building techniques such as coiling, slabbing and dowelling to construct your sculpture. Surface and scale are considered as well as animal choice, taller, long legged or bulky animals make ideal subjects, such as frogs, turtles and birds.

SUSAN HALLS ceramic sculptor

February 4–8 Four Days £517 Suitable for all S4D07607



Jo Taylor



Throwing and turning for beginners NEW

Work on your own potter's wheel as you develop your own designs and learn how to work with clay. You are shown key techniques, including how to prepare and finish work.

JO TAYLOR ceramicist, sculptor and educator

February 9–11 Weekend £260 Beginners SWE07624

Practical glazing day

Please see S1D07482 for further information.

ALISON SANDEMAN established potter and teacher

February 17 One Day £119 Suitable for all S1D07642

Creative throwing – sculpting with clay NEW

Experiment by combining throwing and hand building techniques to create both functional and sculptural works. Develop unusual approaches for joining, cutting and reassembling thrown components to make new and exciting clay sculpture.

JO TAYLOR ceramicist, sculptor and educator

February 20–23 Three Days £381 Intermediate/Advanced S3D07650

Throwing functional pots – for kitchen, oven and table

Explore historical design and contemporary functional pots and develop your throwing skills as you make jugs, mugs, plates, soup pots, casserole dishes or storage jars. Practise turning bases, throwing knobs on lids and applying handles using earthenware and ovenproof stoneware clays.

ALISON SANDEMAN established potter and teacher

February 25–March 2 Five Days £605 Intermediate/Advanced S5D07665

Ceramics with found objects and mixed media NEW

Make ceramic pieces and combine them with other materials to form exciting mixed media assemblages and collages. You will use found objects, thread, wire, fabric and natural materials to create inventive and expressive ceramics. Explore how found elements and objects can be used to create mystery or new meaning in your work.

ELAINE BOLT ceramic and mixed media artist

March 5–9 Four Days £493 Beginners/Intermediate S4D07683

Throwing and turning for beginners

Work on your own potter's wheel as you develop designs inspired by the ceramic collection at West Dean. You are shown key techniques, including how to prepare and work with clay.

LOUISA TAYLOR MA RCA, ceramicist and author

March 9–11 Weekend £260 Beginners SWE07693

Sculpting in clay inspired by nature NEW

Develop and challenge your sculpting skills by experimenting with various forming techniques. You will create a large vessel as a blank canvas to decorate taking inspiration from West Dean Gardens. Explore how to form intricate shapes and expand your skills, gaining a wider range of expression with clay.

KAORI TATEBAYASHI potter, ceramic sculptor

March 11–15 Four Days £493 Intermediate/Advanced S4D07702

Hand building large scale sculptural ceramics

An exciting opportunity to work with clay on a large scale. Explore a range of hand building techniques, incorporating traditional methods with contemporary experimental approaches to create large sculptural forms. Learn how to manipulate clay using formers and moulds, building different types of coils and slabs.

CLAIRE IRELAND ceramic sculptor

March 15–18 Long Weekend £383 Suitable for all SLW07714

Sculpting animals in clay

Immerse yourself in the Barrett-Danes family's tradition in ceramics as you learn how to create vivid and expressive animal forms using a range of pottery techniques. First of all, spend time studying the unique characteristics of each animal, then consider overall balance and proportion. You will complete at least two animal sculptures, wall-mounted heads or headed pots.

JON BARRETT-DANES potter, animal sculptor, teacher

March 25–30 Five Days £625 Suitable for all S5D07739

PRINTMAKING



Merlyn Chesterman

Collagraphs – bold and richly coloured printmaking

Enjoy and explore a range of materials to create textural collagraph plates. Print using viscosity printing techniques to create vibrant, richly coloured prints.

SARAH MANDER practicing artist
printmaker

October 13–15 Weekend £254
Suitable for all SWE07368

Wood engraving

Explore the potential of this small scale black and white art form for detail, atmosphere and dramatic graphic impact. From idea to complete print, develop a design, transfer it onto an endgrain wood block, engrave and then print it.

HARRY BROCKWAY wood engraver/
illustrator

October 27–29 Weekend £231
Suitable for all SWE07398

Introduction to screenprinting

Discover how to use screenprinting techniques to produce multi-coloured design. Using paper cut stencils and water-based inks, learn how to create rich and fascinating imagery.

JANE SAMPSON MA fine artist/
printmaker

October 30–November 1 Two Days £262
Beginners S2D07414

Monoprints – layers, textures and colour NEW

Learn how to mix colours, use extender base and stencils to achieve textural and colourful effects. You will be encouraged to experiment and discover which materials and methods suit your style including different types of press, wood and lino plates, and with different papers.

CAROLINE WENDLING multi-
disciplinary artist/print specialist

November 2–5 Long Weekend £353
Intermediate SLW07418



Caroline Wendling

Hybrid printmaking

Experiment with multiple print methods within the same image to make unique prints. Lino, dry-point, collagraph and monoprint are the main mediums, combined with various colour and monochrome techniques.

CHRISTINE FELCE MA RCA artist
printmaker, public art

November 12–14 Two Days £239
Suitable for all S2D07442

Woodcut prints – exploring the process

Experiment with this ancient art form as you explore woodcut printing techniques. Use a variety of woods and papers, experiment with cutting techniques and print with presses or by hand. You will leave with the skills to create satisfying prints at home.

ROD NELSON author, woodblock
printmaker

November 24–26 Weekend £251
Suitable for all SWE07469

Japanese woodcut printmaking

Learn the basic techniques of Japanese woodcut using the relief woodcut process with watercolour inks. Printing by hand with damp paper allows the delicate transparency of a watercolour painting in print.

CHRIS DAUNT wood engraving
blockmaker

December 3–7 Four Days £492
Suitable for all S4D07495

Conversations between lino blocks – advanced printmaking

Take risks and get confident overprinting with separate cut blocks of lino that merge together to create surprising new images. Whilst there is an element of control over the structure of the outcomes, the beauty is not knowing exactly what may happen. Exploit the possibilities of using two or more blocks that talk to each other in different ways and be prepared to be surprised.

DALE DEVEREUX BARKER Slade trained,
linocut specialist

December 11–14 Three Days £365
Intermediate/Advanced S3D07514



Sculptural printmaking NEW

Combine two seemingly opposite disciplines to make dynamic and expressive sculpture. Starting with relief printmaking, you then exploit colour, mark-making and personal imagery turning two-dimensional statements into multi-faceted objects by gluing aspects of the prints together.

DALE DEVEREUX BARKER Slade trained,
linocut specialist

January 11–14 Long Weekend £365
Intermediate/Advanced SLW07546

Letterpress printing NEW

Plan, design and print an eight page format book as you explore working with metal and wood type. Techniques include composition, setting type, ink application, pressure harmony and simple binding. Work with the process and materials imaginatively to evolve the unique look of your book.

PATRICK RANDLE letterpress printer

January 14–17 Three Days £370
Suitable for all S3D07558

Paper drypoint printmaking

Using this versatile and expressive print method, explore mark-making, texture and emotion through the use of everyday tools. Techniques include collaged dry-point, creating tone, monochrome and colour.

CAROLINE WENDLING
multi-disciplinary artist/print specialist

January 19–21 Weekend £236
Suitable for all SWE07572

Expressive screenprinting

Screenprinting is a sophisticated form of stencilling. Immerse yourself in a creative range of techniques from handmade paper stencils through to making and exposing photo stencils. Explore combinations of these to create images that you never thought possible.

JANE SAMPSON MA fine artist/
printmaker

February 4–9 Five Days £590
Suitable for all S5D07608

Wood engraving

Experience the art of wood engraving which is executed on the endgrain of a closely grained hardwood. Practise engraving then learn how to transfer a design to a block, print and correct proofs.

CHRIS DAUNT wood engraving
blockmaker

February 16–18 Weekend £233
Suitable for all SWE07638

Making an impression with monoprint – the painterly print

Monoprinting is a versatile technique that will add intrigue and surprise to your range of creative mark-making. It is the painter's print and is different to printmaking; it can be a finished piece or the beginning of an addition to your paintings and art works. Explore the possibilities of reproducing and reinventing your sketches or photographic material.

SUSIE HUNT landscape painter, teacher

February 18–21 Three Days £343
Beginners S3D07645

Colour into cloth – screenprinting and painting textiles

Please see page 50 for further information.

CAROLE WALLER fine art textile artist

February 21–25 Four Days £457
Suitable for all S4D07651

Playing with light in woodcut printmaking NEW

Discover how to achieve success with sunlight and shadow, direct light and darkness, to create atmosphere or tell a story. Print techniques include design, cutting, sharpening, inking and editioning from both black and white and multi-colour blocks. Enjoy a journey into tools, papers, opaque and translucent inks, pigments and printing methods, both by hand and with a press.

MERLYN CHESTERMAN woodblock printmaker

March 4–9 Five Days £580
Suitable for all S5D07681



Christine Felce

Textural printmaking NEW

Learn how to create textural cardboard plates or collagraphs, that you can use many times to make individual and creative prints in relief and intaglio. Use a variety of inking methods including viscosity inking, stencilling and mono printing to get the most from your plate.

CHRISTINE FELCE MA RCA artist printmaker, public art

March 16–18 Weekend £257
Suitable for all SWE07716

Monoprinting using the three colour process

Explore the painterly, mark-making possibilities of monoprint. Learn colour layering techniques using the three process colours to produce beautiful, colourful overprints. This fast and straightforward process leaves room for plenty of experimentation.

JANE SAMPSON MA fine artist/printmaker

March 23–25 Weekend £247
Suitable for all SWE07730



Susie Hunt

“Excellent all round. Course was very well structured. Good-humoured and deeply inspiring atmosphere. Thoroughly enjoyed it!”

Ruth Watson, Chine colle printmaking

SCULPTURE

Automata	40
Carving in Stone and Wood	40-41
Modelling, Casting and Other Techniques	41
For Taster Courses see pages	42-45



Automata

Making automata

Be introduced to basic mechanisms and experiment with ways in which they can be combined with form to create automata with a narrative theme. The combination of movement and materials such as wood, wire, metal tube and sheet, found objects and figures will be explored with these simple mechanisms.

FI HENSHALL automata maker

November 12–15 Three Days £378
Suitable for all S3D07443

Simple automata

Create designs for an automaton made principally in wood. Discover simple ways of producing mechanical movement while being encouraged to use reclaimed and other interesting materials. The tutor's own work and his collection of automata will provide inspiration.

ROBERT RACE automata maker

January 21–26 Five Days £583
Suitable for all S5D07579

Storytelling through automata NEW

Consider the potential of automata to tell a story through drawing and making inspired by antique and contemporary moving toys. By reflecting on the use of materials, construction and experiments with simple moving mechanisms, you will develop an idea for a moving sculpture from two-dimensional sketch to three-dimensional realisation.

RACHEL LARKINS automata maker, illustrator, jeweller

March 12–15 Three Days £353
Beginners/Intermediate S3D07704

Carving in Stone and Wood

Carving colourful stone – alabaster and soapstone

Experiment with mark-making and texture as you learn stone carving techniques with these easy to carve stones. The whole process is covered from developing designs with models through to finishing and polishing.

PAULA HAUGHNEY sculptor, stone carver

November 24–27 Long Weekend £353
Suitable for all SLW07471



Rachel Larkins

Carving large-scale sculptures in polystyrene

Explore the way in which polystyrene can have a valuable place in sculpture making. Learn how to translate your source material into a three-dimensional maquette, to reduce or enlarge the scale of a piece, to use various tools and carving techniques and how to apply coatings, finishes and colours to protect its surface.

JOHN BLAKELEY sculptor

November 30–December 3 Long Weekend £388
Suitable for all SLW07483

Lettercutting in stone and slate

Please see page 7 for further information.

TOM PERKINS lettering designer and lettercarver

January 8–12 Four Days £437
Suitable for all S4D07613

Wildlife woodcarving in relief

Please see page 56 for further information.

ALEX JONES fine woodcarver, sculptor

January 19–22 Long Weekend £340
Beginners/Intermediate SLW07574

Relief carving in stone – plant forms

Experience the process of carving a relief in limestone. Taking inspiration from the shapes and textures of plants you will hand cut your design directly onto stone using traditional tools, including chisels and mallets.

JO SWEETING sculptor and lettercarver

February 9–11 Weekend £244
Suitable for all SWE07619

Woodcarving for beginners

Please see page 57 for further information.

ALEX JONES fine woodcarver, sculptor

March 9–11 Weekend £241
Beginners SWE07692

Stone carving – birds, wings and feathers NEW

Develop your sculptural skills, challenge your creative instincts and learn how to translate a design into a sculpture using stone carving. A variety of stones will be available to carve as you focus on the fascinating movement, form, pattern and textures that these feathered creatures offer.

PAULA HAUGHNEY sculptor, stone carver

March 11–15 Four Days £437
Suitable for all S4D07700

Modelling, Casting and Other Techniques

Drawing strategies to develop site-specific art NEW

Please see page 10 for further information.

MARK ANSTEE MFA contemporary artist – drawing/installation

October 12–15 Long Weekend £338
Intermediate/Advanced SLW07363

Drawing with wire NEW

Translate your drawings into three-dimensional wirework wall pieces. Develop your drawing through different processes, then learn techniques to hand manipulate the wire to create a final wall mounted sculpture.

HELAINA SHARPLEY wirework artist and designer

October 15–19 Four Days £457
Suitable for all S4D07373

Portrait heads in terracotta – a visual approach

Sculpt a life-sized portrait head and aim to capture the sitter's essence. Sensitive observation will inform your clay modelling through a whole day, with two models being used. You will then hollow out your second portrait head for firing and receive advice on mounting and finishing techniques.

JON EDGAR sculptor

January 5–8 Long Weekend £382
Suitable for all SLW07539

Sculptural animal forms in willow

Please see page 5 for further information.

DOMINIC PARRETTE basketmaker and coppice craftsman

January 15–18 Three Days £398
Beginners/Intermediate S3D07563

Sculpting the figure – capturing the essence

Explore the possibilities of sculpting the human figure in clay. You start by looking at form and anatomy, and then investigate abstraction and how to bring your creative ideas to life. Processes covered include armature building and techniques and tools to use with clay.

IAN EDWARDS inspirational figurative sculptor

January 22–26 Four Days £522
Suitable for all S4D07581

Animal sculpture for your garden NEW

Please see page 35 for further information.

SUSAN HALLS ceramic sculptor

February 4–8 Four Days £517
Suitable for all S4D07607

Experimental life modelling in wax sculpture NEW

Working from both a model and natural forms you will select and combine elements from both to create a unique character and sculpture. Techniques include observation, anatomy, modelling with wax, surface textures, and how to conserve the final piece.

PATRICIA OLGUIN Peruvian/American surrealist sculptor

February 18–21 Three Days £397
Beginners/Intermediate S3D07646

Mould-making and casting NEW

Learn fundamental skills of how to mould, cast and finish a form in bronze resin using the two-part mould method.

RICHARD BALMAN sculptor, mould maker

March 8–11 Long Weekend £488
Suitable for all SLW07686

“

This course was excellently prepared with equipment and samples. A lot of effort was put into the preparation which meant the delivery of the course was very effective and enabled excellent learning and practical opportunity.”

Nigel Stephens, Carving colourful stone



Richard Sweeney

Cut, fold, construct – paper sculpture

Explore how to use paper to create sculptural three-dimensional forms. Through group exercises looking at objects of various shapes and sizes, you will learn how to use simple techniques and develop an individual approach to paper sculpture.

RICHARD SWEENEY paper artist and illustrator

March 11–14 Three Days £353
Suitable for all S3D07701

Sculpting in clay inspired by nature NEW

Please see page 36 for further information.

KAORI TATEBAYASHI potter, ceramic sculptor

March 11–15 Four Days £493
Intermediate/Advanced S4D07702

Hand building large scale sculptural ceramics

Please see page 36 for further information.

CLAIRE IRELAND ceramic sculptor

March 15–18 Long Weekend £383
Suitable for all SLW07714

Sculpture from scrap

Please see page 23 for further information.

PETER PARKINSON RCA trained, artist blacksmith

March 18–22 Four Days £495
Suitable for all S4D07721

TASTER COURSES



Perfect for both beginners and more experienced artists and craftspeople looking to try something different.

One day courses (1D) start at 9.15am and finish at 5pm. Further one day courses can be found throughout this brochure and the Gardening section on pages 14–15.

Basketmaking and Willow Work

Festive willow decorations

Weave Christmas decorations to treasure in willow. Learn how to make fish, trees and stars which will last from year to year.

DOMINIC PARRETTE basketmaker and coppice craftsman

November 20 One Day £129
Beginners SID07460

Rush basketmaking

Glimpse the beauty, flexibility and possibilities of working with English rush as you make two small items, a table mat and small basket.

FELICITY IRONS rush weaver, rush merchant

February 23 One Day £119
Beginners SID07653

Books

Make a leather journal NEW

A soft leather journal is the new must have accessory for writers, artists and explorers. Design and make a unique book with a soft leather cover and fastening strap.

RACHEL WARD-SALE designer-bookbinder

November 15 One Day £124
Suitable for all SID07428

Japanese origami NEW

Learn some traditional Japanese origami paper folding techniques to make a series of beautiful flowers, ornaments and jewellery, while experiencing the therapeutic effects of this craft.

MARI ONO origami author and designer

March 24 One Day £129
Suitable for all SID07734



Veronique Maria

Drawing

Introduction to drawing with the senses NEW

Discover the joy of drawing with your senses to capture the essence of your subject. Experience and explore mark-making techniques with different mediums.

VERONIQUE MARIA artist, creativity coach, mentor

November 8 One Day £124
Beginners SID07435



Mari Ono



Glass and Mosaics

Fused glass Christmas decorations NEW

Discover the exciting possibilities of using fusing techniques to form glass in the kiln. With a focus on colour and texture, you will make small glass Christmas decorations.

MARTIN CHEEK mosaic maestro, author

October 12 One Day £144
Suitable for all SID07362

Mosaics

Learn how to cut and shape ceramic and vitreous glass tiles to make a small mosaic picture.

MARTIN CHEEK mosaic maestro, author

October 13 One Day £134
Beginners SID07365

Pebble mosaic making

Learn how to set pebbles into mortar and create two sample panels to either decorate your garden or develop into your own garden path design.

HILARY SHAND mosaic artist


October 26 One Day £129
Beginners SID07394

Glass beadmaking

Make glass drops and beads to create unique jewellery. Learn the basics of this absorbing craft, melting glass in a flame to produce decorated beads for jewellery.

BARBARA MASON beadmaker for 20 years

November 14 One Day £144
Beginners SID07445



Gold gilded glass baubles

Experience historic gilding techniques as you use pure gold leaf to decorate luscious glass baubles for Christmas, each one unique.

JUDY WETHERALL award-winning decorative art conservator

December 1 One Day £142
Suitable for all SID07486

Make coloured glass Christmas decorations

Make a set of three stained glass Christmas decorations – an angel, a bell and a tree, as you learn how to cut and prepare glass, copperfoiling, soldering and finishing.

CAROLE GRAY stained glass artist

December 16 One Day £144
Beginners SID07526

Make coloured glass Christmas decorations

Please see SID07526 for further information.

CAROLE GRAY stained glass artist

December 18 One Day £144
Beginners SID07530

Jewellery and Enamelling

Silver leaf earrings or pendant

Make either a stylish pair of leaf earrings or a pendant by piercing, forming and texturing the metal with reticulation.

ABIGAIL BROWN award-winning artist silversmith

December 2 One Day £129
Suitable for all SID07492

Make three silver bangles NEW

Make a collection of three complimentary bangles as you learn the basic techniques of working with silver and are inspired to learn more.

SARAH MACRAE studio jeweller, teacher

December 12 One Day £154
Beginners SID07515

Enamel silver earrings

Learn basic enamelling techniques and make a pair of simple drop earrings.

SHEILA R MCDONALD artist, enameller, jeweller

January 12 One Day £131
Beginners SID07547

Silver jewellery

Discover basic jewellery making techniques as you make and decorate a simple silver ring.

SARAH MACRAE studio jeweller, teacher

January 27 One Day £134
Beginners SID07584



Metalworking

Blacksmithing

Learn how to forge hot metal using fire, hammer and hand. You will bend, twist, shape and punch to make both practical pieces and sculpture.

JAMES PRICE contemporary blacksmith and designer

October 28 One Day £135
Beginners SID07404

Blacksmithing

Please see SID07404 for further information.

JAMES PRICE contemporary blacksmith and designer

October 29 One Day £135
Beginners SID07407

Make a silver spoon

Experience hand forging sterling silver using hammers to make a silver spoon as a special gift or a family heirloom.

ABIGAIL BROWN award-winning artist silversmith

December 3 One Day £144
Suitable for all SID07494

Blacksmithing NEW

Learn to forge hot metal using fire, hammer and anvil and make a simple poker and toasting fork.

ALEX SMITH blacksmith and artist

January 27 One Day £135
Beginners SID07585



Blacksmithing

Try out basic tools and techniques used by the blacksmith in the hot-forging process, to make a small piece of work from steel.

PETER PARKINSON RCA trained, artist blacksmith

March 18 One Day £137
Beginners SID07718

Music

Learn to play the ukulele NEW

Learn to play the world's most popular and accessible acoustic instrument – the ukulele. On this day for absolute beginners, learn to tune, strum and play basic chords on your own instrument or one borrowed on the day.

CLIVE HARVEY professional musician and teacher

November 5 One Day £114
Beginners SID07425

Painting

Botanical painting – a Christmas card NEW

Discover the art of painting botanicals as you design and paint a lively Christmas card, to use as an original or as a design for printing more.

SANDRINE MAUGY botanical artist and writer

October 4 One Day £130
Beginners SID07346

The instant sketchbook

Reboot and re-energise your practice with an instant sketchbook. Make one, fill one and make another. Experiment with drawing, collage, composition and colour.

ANNABEL TILLEY artist, writer, curator

November 20 One Day £126
Suitable for all SID07459

Botanical painting for beginners

Discover botanical painting techniques for drawing and painting plants from West Dean Gardens.

MARIELLA BALDWIN published botanical artist

February 5 One Day £131
Beginners SID07609



Introduction to botanical drawing

An introduction to the materials and techniques used to produce vibrant coloured pencil plant portraits and a chance to try these out with guidance.

ANN SWAN SBA award-winning artist and author

February 15 One Day £133
Beginners SID07632

Pottery and Ceramics

Make a ceramic spoon NEW

Learn basic hand building techniques in clay including pinching, coiling and slab rolling, to design and create your own spoon.

ELAINE BOLT ceramic and mixed media artist

November 11 One Day £129
Suitable for all SID07440

Throwing pots

Learn how to throw on an electric potter's wheel and create several stoneware pots.

ALISON SANDEMAN established potter and teacher

November 12 One Day £128
Beginners SID07441

Throwing pots

Please see SID07441 for further information.

ALISON SANDEMAN established potter and teacher

February 24 One Day £128
Beginners SID07661



Sculpture

Sculptural sketching – wax working from the figure

Sculpt small studies of the human form from the model, exploring the qualities of modelling wax. Learn about wax and its role in creating bronzes.

JON EDGAR sculptor

October 30 One Day £137
Beginners SID07413

Textiles

Make a felted 'cobweb' scarf NEW

Apply traditional techniques of wet felting, with a mix of wool and silk fibres, to make gossamer scarves and neck pieces.

LIZ CLAY designer-maker, couture felt

November 6 One Day £124
Suitable for all SID07427

Sewing festive fabric decorations NEW

Working with a mix of Liberty print fabrics and felt, use simple sewing and appliqué to make birds, stars, angels, trees and snowmen to create a Christmas garland or individual festive gifts.

SANDRINE MAUGY maker, artist, writer

November 16 One Day £141
Beginners SID07447

Hand sewn angels in fabric

Make individually designed hand sewn hanging angels from a selection of colour and fabric choices, to use as tree decorations or attach to Christmas cards.

JANET BOLTON textile artist

November 27 One Day £116
Beginners SID07478

Make your own leather belt NEW

Make your own leather belt using vegetable tanned leather and brassware. Learn about leather, how to use hand tools and traditional techniques to hand stitch your belt.

JEREMY AND CARLA BONNER designer-makers, Bonner Leather Studio

November 29 One Day £137
Beginners SID07481

Make a needlefelt wren NEW

Learn how to use a felting needle and pure wool fibre to create a needlefelt sculpture of one of the UK's most adorable garden birds – a wren.

LOUISE LAMBERT felt fibre artist

December 3 One Day £117
Beginners/Intermediate SID07493

Make a leather chrysanthemum – millinery techniques NEW

Learn to make a fine leather chrysanthemum lined in silk, using traditional heated tools and complete by making a leaf with an embossing technique.

ANNE TOMLIN millinery silk flower maker

January 20 One Day £119
Suitable for all SID07575

Woodworking

Greenwood spoon carving

Carve a wooden spoon from the branch of a tree. Each step is demonstrated from cleaving of greenwood to final finishing.

NIC WEBB artist-maker: wood and clay

December 11 One Day £134
Suitable for all SID07513

Woodturning – make a small bowl

Learn all about woodturning techniques and complete a simple turned bowl.

COLIN SIMPSON registered professional woodturner

December 18 One Day £136
Beginners SID07529

Woodturning – make a small bowl

Please see SID07529 for further information.

COLIN SIMPSON registered professional woodturner

December 19 One Day £136
Beginners SID07532

Woodturning – make a small bowl

Create a small bowl as you try your hand at woodturning and make objects from ash or sycamore.

DAVE REGESTER professional woodturner

January 29 One Day £136
Beginners SID07593

TEXTILES

Embroidery, Stitch and Accessories	46-48
Leatherwork	48
Art Textiles	48-50
Constructed and Woven Textiles	51-52
For Taster Courses see pages	42-45



Embroidery, Stitch and Accessories

Millinery flower making – silk and velvet violets and pansies NEW

Discover how to make silk flowers using traditional French and Japanese methods to make a unique corsage, headpiece or brooch. Experiment with colour as you paint silk velvet and silk satin to make a bunch of violets and pansies with flower making tools, then embellish with hand embroidery and beads.

ANNE TOMLIN millinery silk flower maker

October 16–19 Three Days £343
Suitable for all SID07377

Fearless free machine quilting

Explore a range of creative ways to use free machine stitching to enhance the surface and texture of quilts or other textile projects. (Sewing machine know-how required.)

JANICE GUNNER textile artist and quilter

October 20 One Day £129
Intermediate SID07378

Crazy patchwork – hand embroidery and embellishment NEW

Develop a fun hand embellished embroidery based on Victorian crazy patchwork, the original form of textile recycling. Working in a contemporary or sampler style, learn a range of surface stitches for borders and motifs, appliqué and silk ribbon embroidery.

SHELLEY COX specialist embroiderer, teacher, needlework restorer

November 2–5 Long Weekend £338
Suitable for all SLW07419

Hand embroidery – writing with a needle

Explore ways to make marks with meaning through a series of exercises to inform your stitching. Work from your own source material in the form of a story, letter, family anecdote, garment or textile to start a stitched piece personal to you.

ROSALIND WYATT textile, collage and calligraphy artist

November 28–December 1 Three Days £348
Intermediate/Advanced SID07480

After Boro – Japanese hand stitched textiles NEW

Boro is the Japanese word for rags or tatters. Taking inspiration from the tutor's collection of these sort after Japanese patched textiles, learn how to design and make a Boro-style patchwork cushion, wall-hanging or throw. Using a combination of new and recycled fabrics, hand-stitch your own design using darned and patching techniques, with simple Japanese Sashiko quilting to add strength and texture.

JANICE GUNNER textile artist and quilter

December 3–8 Five Days £540
Suitable for all SID07496

Exploring machine embroidery techniques

Develop skills in freehand embroidery to create a variety of effects using whip and cable stitch. Fabric is layered, painted and worked into to develop textured samples to use as small pictures or cushion covers.

WENDY DOLAN experienced textile artist, tutor, lecturer

December 14–17 Long Weekend £343
Beginners/Intermediate SLW07519

“Totally wonderful. Many new skills learnt and new friends made. Tutor is patient and inspiring. Loved every minute.”

Wendy Goldup, Tales in papier-mâché, knitting and stitch





Contemporary needlework embroidery

Gain a broad foundation in needlepoint and hand embroidery, exploring how traditional methods can be used in a modern context. Stitch two contrasting projects; a bee worked in goldwork and traditional embroidery stitches; and a cross-stitch alphabet letter in crewel wool on canvas. You will put a personal twist on both designs to make stunning cushion panels.

EMILY PEACOCK needlework designer

January 5–7 Weekend £245
Suitable for all SWE07534

Sculptural millinery in straw braid and crin

Realise your ideas for making wildly imaginative head pieces, to create sculptural millinery. You will acquire techniques for hand building structures using different gauges of millinery wire to make dramatic yet lightweight forms, and to shape a variety of materials including straw braid and crin.

SARAH MARSHALL milliner

January 15–18 Three Days £363
Intermediate S3D07564

Hand stitched and painted letters NEW

Explore how to create and interpret letterforms for painted or stitched textile projects. Working with paint and stitch together on a variety of fabrics and paper surfaces, learn how to adapt formal and informal letterforms to make sound choices for your projects.

SUSAN HUFTON calligrapher, letterer, bookbinder

February 2–5 Long Weekend £338
Suitable for all SLW07603

Metalwork embroidery NEW

Explore this impressive hand embroidery technique through sampling stitches in beautiful metal threads. You will learn fundamental stitches, including couching, cutwork and Or Nue (using colour with gold thread) and different padding methods. Produce an embroidery from your own inspiration with a contemporary twist on this ancient technique. Your finished embroidery could be jewellery based, sculptural or applied to a garment.

BECKY HOGG specialist hand-embroiderer, tutor

February 11–15 Four Days £437
Suitable for all S4D07629

Pattern cutting and dressmaking – a shift dress

Learn pattern construction and adaptation to produce a pattern for a classic shift dress which fits you perfectly. After making a toile based on your own measurements, construct and sew a dress in your chosen fabric that has a great fit and a professional finish. Some sewing experience is essential.

MARIA PULLEY fashion designer, pattern cutter, seamstress

February 15–18 Long Weekend £356
Intermediate SLW07635

Hand embroidery – a garden in stumpwork

Discover stumpwork, a traditional three-dimensional hand embroidery technique, and how to adapt it to contemporary practice. Learn the basic techniques of needlelace and stitches to make leaves, flowers and insects to sew a raised garden of your choice. Advice will be given on artistic interpretation and how to plan your project.

FLEUR OAKES embroiderer, lacemaker

February 22–25 Long Weekend £338
Suitable for all SLW07652



“ I have learnt an incredible amount and will use all these new skills regularly. The course provided exactly what I needed to make my own clothes and design things for myself. ”

Marion Shreeve, Pattern cutting and dressmaking



Free machine quilting for contemporary quilts

Free machine quilting is the perfect way to enhance the surface and texture of contemporary quilts and other textiles. Explore a series of creative designs to gain confidence in working with free machine stitching in different threads to show the effects they have on different fabrics. You'll make samples and a small machine quilted project. (Sewing machine know-how required.)

JANICE GUNNER textile artist and quilter

March 28–30 Two Days £256
Suitable for all S2D07744

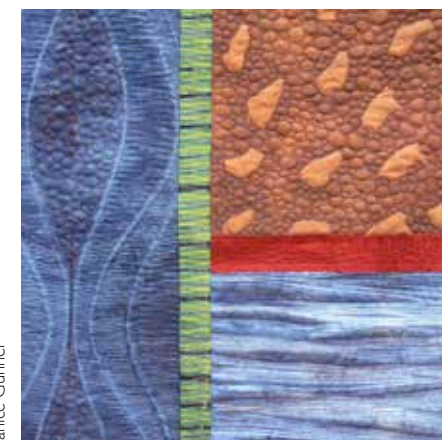
Leatherwork

Traditional English leatherwork – basic skills

Learn about leather, leather working hand tools and techniques while working on introductory projects in naturally tanned leather. Projects include a hand stitched belt and a small belt pouch or shoulder bag.

JEREMY AND CARLA BONNER designer-makers, Bonner Leather Studio

January 28–February 1 Four Days £487
Beginners S4D07591



Art Textiles

Walking the line – through drawing and thread

Explore a sense of place through drawing and thread. Working initially with a variety of drawing techniques you will look at ways of mapping and recording using the dynamic potential of line. These drawings will then form the starting point for a three-dimensional work, constructed in paper, cloth and thread, with an emphasis on experimentation and an open exploration of the potential of materials.

MATTHEW HARRIS textile artist

October 15–20 Five Days £542
Advanced S5D07376

Autumn foraging – natural dyes, patchwork and hand-stitch NEW

Working with the surrounding woodland to forage for local plants, you will produce a range of colours that reflect the autumnal season. Hand stitching and patchwork will be used to create an original piece of textile with your dyed fabrics and thread.

ABIGAIL BOOTH natural dyer and quilter

October 22–25 Three Days £373
Suitable for all S3D07389

Textile pictures with silk organza and hand stitch NEW

Learn how to create delicate textile pictures using silk organza and hand stitch interpreting a portrait or still life subject. Play with colour combining layers of organza and use different hand embroidery stitches, including running stitch, whipstitch, couching and French knots to bring your work to life with texture and colour.

EMILY JO GIBBS textile artist, embroidery and mixed media

October 29–November 1 Three Days £348
Suitable for all S3D07409

Telling tales through textiles – making and meaning

Working from your own personal collections, explore ideas related to the process of collecting and recording through drawing and experimentation by layering, erasing, concealing and revealing. Investigate ways of marking cloth and paper through simple print methods together with stitch and manipulation. Generate new ideas, test new directions and the layering of concept, media and process.

CAROLINE BARTLETT textile artist and educator

November 1–6 Five Days £568
Intermediate/Advanced S5D07416

Stitched paper patchwork, pockets and pleats workshop NEW

Create beautiful paper samplers, a larger paper quilt or sculptural vessels as you explore patchwork, pockets and pleating techniques, combined with experimental techniques, such as waxing, trapping, layering and embedding into papers. Embellish your creations using a wide range of traditional hand and machine embroidery stitches.

JENNIFER COLLIER stitched paper sculptures

November 14–17 Three Days £338
Suitable for all S3D07446





Approaches to stitch-based creative practice

Discover different approaches to hand stitching as you consider the importance of technique, effect and exploration. Start by making sample sheets and then through individual tutorials develop new directions and confidence in your work as you find a personal approach.

JAMES HUNTING professional embroiderer and educator

November 17–20 Long Weekend £354
Intermediate/Advanced SLW07455

Hand sewn narrative textiles

Create unique fabric pictures by combining ideas, materials and techniques intuitively. Work directly with fabrics and found objects to piece together your composition using simple hand sewing and shape cutting methods.

JANET BOLTON textile artist

November 23–26 Long Weekend £338
Suitable for all SLW07466

Personal journals – sourcing inspiration for textiles

Discover ways of creating and exploiting your journals and sketchbooks as a starting point for mixed media, textile-based projects or three-dimensional designs. Using unconventional drawing techniques, collage and photography, capture and develop ideas from your immediate environment.

CAS HOLMES paper and textile artist, tutor, author

November 26–29 Three Days £345
Suitable for all S3D07474

Japanese indigo dyed shibori and katazome textiles NEW

Study two different traditional Japanese indigo dyeing techniques: Shibori (shape resist indigo dyeing) and Katazome (traditional stencil/ rice paste resist indigo dyeing), and gain insight into their cultural background and place in Japanese society. Learn about indigo processing in Japan, from seed to dye vat and create your own Katano shibori stitched patterns on fabric. While exploring Katazome patterned fabrics, you will learn how to make your own katagami stencils, before dyeing pieces of Japanese cotton fabric in the indigo vat using this fascinating process.

BRYAN WHITEHEAD Japanese silk-textile handcraft specialist

December 3–8 Five Days £680
Suitable for all S5D07497

Silk painting NEW

Discover silk painting, with gutta gum resist and faux batik to decorate silk fabric to make a colourful wallhanging, sarong, cushion or cards. Explore several techniques to brush apply vibrant dyes to silk and utilise the different effects of using resist line to draw the image, or fluid painting with dyes.

HILARY SIMON textile artist, costume designer

December 8–10 Weekend £243
Suitable for all SWE07506

Art textiles in mixed media and free stitch

Combine a range of exciting mixed media techniques to make textile-based images in a contemporary style. Experiment with collage, mixed media painting, experimental appliqué, print, freestyle machine and hand stitching to create dynamic surfaces for art textiles.

ROSALIND DAVIS RCA graduate, artist-curator

December 10–13 Three Days £361
Suitable for all S3D07511

Machine stitched textiles – textured landscapes

Interpret a landscape image while working with a combination of creative textile techniques. Fabrics are patched, layered and textured, then embellished with paint and machine stitch, as you develop a unique design.

WENDY DOLAN experienced textile artist, tutor, lecturer

January 4–8 Four Days £447
Suitable for all S4D07533

Screenprinted textiles with stitch and appliqué

Merge print, stitch and appliqué by layering colour and texture as you develop skills in basic stencil screen-printing on fabric, combined with traditional needlework techniques. Experiment with scale, line, form and composition, working from imagery of your choice, to make unique panels or functional textiles.

MAXINE SUTTON RCA trained, textile maker

January 8–11 Three Days £367
Beginners/Intermediate S3D07545

Grounds for expression – bespoke surfaces for textiles NEW

Explore the theme of grounds to create a piece or series of bespoke surfaces, which have qualities that aid and stimulate creativity. Investigate how choices made in selection of threads, fabrics and other media, can influence the rendition of an idea. While practically, consider how to structure, layer, distort, articulate and shape fabric and threads in a largely non-traditional form, alongside non-textile media.

MICHAEL BRENNAND-WOOD visual artist, curator, lecturer, arts consultant

January 14–18 Four Days £449
Intermediate/Advanced S4D07560

Tales in papier-mâché, knitting and stitch

Explore ways of working with readily accessible materials to make creatures and their surroundings with a narrative or to illustrate a story, list or a poem. Use papier-mâché, fabric, wool, broken toys and found objects to develop quirky characters with a tale to tell.

JULIE ARKELL maker: papier-mâché/textiles

January 14–19 Five Days £543
Suitable for all S5D07562

How to use Photoshop for textile design

Aimed at designers and artists with an interest in textiles and printing, who wish to learn new digital skills or improve existing skills. You will be encouraged to follow your own creative path, as you learn to scan your artwork, create colour separations, design repeat patterns and prepare files for digital printing using Adobe Photoshop.

SAM PICKARD printed textile designer/maker
PETER BISHOP graphic designer, Adobe certified instructor

January 18–21 Long Weekend £358
Beginners/Intermediate SLW07568



Land-marks – paint, collage and stitch, experimental textiles NEW

Be inspired by the colours, textures and shapes found in the landscape. Using mark-making, print, collage, free machine embroidery, hand stitch and other processes, create surfaces to combine into mixed media textiles inspired by locality and place, while you develop your own creative practice.

CAS HOLMES paper and textile artist, tutor, author

February 2–5 Long Weekend £345
Suitable for all SLW07602

Silk scarves – developing pattern

Nurture your love of pattern, whether mathematically ordered or liberated and unstructured. Learn how to plan scarf designs, to source and develop patterns, and to transfer working designs to silk scarves and fabric. Wax, paste resist and some shibori techniques such as folding, clamping, tying and direct application of dyes can be explored.

ISABELLA WHITWORTH textile artist and dyer

February 5–8 Three Days £358
Beginners/Intermediate S3D07611

Colour into cloth – screenprinting and painting textiles

If you have a passion for colour and contemporary textiles, discover simple ways to experiment with dyes and pigments to make your own fabrics. Through screenprinting, monoprinting and painting directly on silk or cotton fabric, you will develop an individual visual style and create painterly fabric for wall pieces, interior textiles or unique clothing.

CAROLE WALLER fine art textile artist

February 21–25 Four Days £457
Suitable for all S4D07651

Hand-painting pattern on calico and linen NEW

Explore painting pattern on textiles – what it is, how it's used, why we love it and what part colour plays. Learning how heat-fix paints and inks behave on fabric, you will start with simple mark-making and work towards more complex designs on fabric to wear, hang, sit upon, to sew into and embellish, or use as samplers.

SARAH CAMPBELL a lifetime in pattern

March 1–4 Long Weekend £338
Intermediate SLW07669

A first dip into natural dyes NEW

Gain a practical introduction to natural dyes and their rich history. Use weld, madder, cochineal and indigo on silk and wool to create a starter sample library.

ISABELLA WHITWORTH textile artist and dyer

March 2–4 Weekend £251
Beginners SWE07673



Hand sewn images – developing your own voice

Gain confidence in the value of your ideas and concentrate on following and developing personal inspirations. Janet will illustrate how diverse ideas can be linked to create a unique and personal piece of work. Throughout the course you will explore the freedom of stitching by hand, and directly with the materials available.

JANET BOLTON textile artist

March 8–11 Long Weekend £338
Intermediate/Advanced SLW07687

Experimental batik on paper

Inspired by contemporary examples, create art works and designs in resists of hot wax, dyes and bleach. As you experiment, you will make spontaneous images in batik and collage on various papers.

HETTY VAN BOEKHOUT batik artist, Academie trained Antwerp

March 9–11 Weekend £239
Beginners/Intermediate SWE07690

Rust marks – printing and dyeing for art textiles

An exploration of the potential for printing and dyeing with found rusty objects, producing a series of unique prints and marks on paper and fabric. Develop a collection of samples and small works by responding to your printed rust marks with hand stitch, collage and simple book making techniques.

ALICE FOX textile artist, author

March 22–25 Long Weekend £338
Beginners/Intermediate SLW07727

Drawing – surface and design NEW

Please see page 13 for further information.

ROSIE MACCURREN artist illustrator, textile designer

March 23–25 Weekend £231
Intermediate SWE07729



Constructed and Woven Textiles

Text in woven tapestry

An opportunity for tapestry weavers to explore text as a concept, developing ideas and production methods, including discussion on contemporary examples. Develop skills in aesthetic assessment and how to approach weaving both formal fonts or fluid, handwritten texts.

PAT TAYLOR tapestry weaver

October 1–4 Three Days £363
Intermediate/Advanced S3D07341

Creative felt making for interiors

Handmade felt has fabulous potential to make beautiful contemporary textiles for the home, from table runners to three-dimensional baskets and throws. Develop ideas for personal projects in flat felt, blending coloured wool fibres to create your own colour palette and learn to create pattern and texture.

HEATHER BELCHER textile artist, felt maker

October 20–22 Weekend £231
Suitable for all SWE07381

Bobbin lacemaking

Try out lacemaking without buying any equipment if you are a beginner, or work on your chosen patterns, including Bucks Point, Torchon or Bedfordshire lace, to develop your lacemaking skills.

JAN TREGIDGO bobbin lace maker, author and qualified teacher

October 23–25 Two Days £231
Suitable for all S2D07391

Braid weaving using an inkle loom

Learn how to use an inkle loom to create narrow braids and deep fringes. Either create a range of samples using a variety of methods including picots, gimp and pick-up techniques or work on a specific project. Those with inkle weaving experience can extend their knowledge of drafting and design, or explore making passementerie.

JULIE KLINE hand weaver, passementerie maker

October 26–29 Long Weekend £353
Beginners/Intermediate SLW07395

Experimental tapestry weaving surface, texture and form NEW

Gain new skills to produce textured sculptural tapestries. Focusing on the notion of woven tapestry as a sculptural form or object, explore alternative and experimental techniques such as, surface, texture and structure, elevating your tapestries from the conventional flat weave into sculptural weaves and three-dimensions.

COS AHMET fine artist and tapestry weaver

November 7–10 Three Days £341
Intermediate/Advanced S3D07430

Textile basketry – exploring twined pod forms

Please see page 5 for further information.

MARY CRABB contemporary textile basketmaker

November 10–12 Weekend £245
Beginners/Intermediate SWE07439



Felt making – creating for place and site NEW

Explore the issues and ideas of creating felt artwork for a specific location. Working for a location in the historic West Dean house, create experimental felt work, from fine transparent structures to three-dimensional forms. Learn how manipulating pre-felts or finished felt pieces by pulling, cutting and over layering to fit a space will create new surprises and ideas for further personal projects.

JEANETTE APPLETON textile artist and tutor

November 19–24 Five Days £540
Intermediate/Advanced S5D07458

Tapestry weaving – the basics

Learn the process of flat woven tapestry, taking inspiration from a favourite image. After warping up a small frame loom, you will understand the basic principles of weaving using different yarns, blending and combining colour to create shapes and lines.

PHILIP SANDERSON master weaver, designer, tutor

December 8–10 Weekend £239
Beginners SWE07505



Lucinda Guy

Couture inspired nuno felt workshop NEW

Explore the rich textural qualities offered by the nuno felt technique and learn how to add structure and shape to fine felted fabric using couture pattern cutting. Explore volume and texture using three-dimensional methods of pleating, resisting and manipulating the felted surface through sampling to create a unique garment or accessories.

LIZ CLAY designer-maker, couture felt

January 21–25 Four Days £452
Intermediate S4D07578

Textile basketry – bean pods, weaving pockets and openings NEW

Please see page 5 for further information.

MARY CRABB contemporary textile basketmaker

February 2–4 Weekend £245
Intermediate/Advanced SWE07600

Swedish twined knitting with embroidery and tufting NEW

Learn an ancient Scandinavian knitting technique to create authentically constructed, embroidered and decorated Swedish mittens and mitts using five needles and Swedish Z-spun, pure wool yarn. Twined knitting (or tvååndsstickat) creates characteristically warm garments with distinctive textural stitch patterns and is an ideal base for tufting and fringing.

LUCINDA GUY knitwear designer-maker, author

February 5–8 Three Days £338
Intermediate S3D07610

Tapestry weaving – the principles of design NEW

Great design is more than learned aesthetics and style. You will explore, understand and then use design elements: harmony, balance, proportion, dominance, emphasis, variety, movement and rhythm. If you are a tapestry weaver with curiosity, and perhaps only a little knowledge about design, then this course will guide you to produce individual and personalised woven tapestry.

PAT TAYLOR tapestry weaver

February 5–9 Four Days £462
Intermediate S4D07612

Tapestry weaving for beginners

Learn woven tapestry techniques for shaping, shading and weaving diagonals while you gain experience and understanding to make a sample panel.

CARON PENNEY artist, artisan, tapestry weaver

February 9–11 Weekend £235
Beginners SWE07621

Hand knitting – using colour, from inspiration to technique NEW

Starting with a picture or object that inspires you, explore how the colours work together, and how to simplify this range of colours into a design for hand knitting. Different ways of knitting with colour will begin with very simple stitches and can progress to more advanced techniques.

ALISON ELLEN knitter, designer, author

March 2–5 Long Weekend £338
Suitable for all SLW07676

Passementerie – grand tassels with multiple moulds

Make elegant tassels with multiple tassel moulds to use as interior furnishing trimmings. Explore a range of traditional passementerie techniques, including bullion fringing, snailing, netting, wired skirts and cabled cord, used in this specialised field.

ANNA CRUTCHLEY passementerie designer-maker

March 15–18 Long Weekend £338
Beginners/Intermediate SLW07710

Kumihimo – Japanese braidmaking

Develop skills in Japanese Kumihimo braiding and learn techniques to combine it with beads. Cover the basics of equipment, warp threads, braiding sequences and pattern design, then move on to consider bead types, design ideas and finishing. You'll produce a range of samples and a finished item.

JACQUI CAREY maker, author and researcher of braids

March 23–26 Long Weekend £353
Suitable for all SLW07732

Creating tapestry – further weaving techniques

Take your knowledge of tapestry weaving a step further as you learn to interpret an image in an individual way. Explore making shapes, blending and hatching as one technique, dovetailing an edge, creating lines and cartoon making.

CARON PENNEY artist, artisan, tapestry weaver

March 25–28 Three Days £346
Intermediate S3D07737

Developing skills and creative language in Tapestry Weaving (2 year, part-time course)

This two year programme made up of six, three day courses, offers tapestry weavers a deeper insight into the technical and creative techniques of tapestry weaving, so that you can begin to develop your skills and creative language.

Find out more at www.westdean.org.uk

To apply please download an application form or request one by emailing bookingsoffice@westdean.org.uk

PHILIP SANDERSON, master weaver designer, West Dean Tapestry Studio and Associate Tutor West Dean Visual Arts programme.

THEMED WEEKS

Japanese Week
Metals and Metallics Week

53
54



Bryan Whitehead

Japanese Week

A group of courses focusing on inspiration from Japanese Art both traditional and contemporary with a mix of tutors who are either native to Japan or whose practise is influenced by Japanese aesthetics.

Japanese woodcut printmaking

Please see page 38 for further information.

CHRIS DAUNT wood engraving blockmaker

December 3–7 Four Days £492
Suitable for all S4D07495

After Boro – Japanese hand stitched textiles NEW

Please see page 46 for further information.

JANICE GUNNER textile artist and quilter

December 3–8 Five Days £540
Suitable for all S5D07496

Japanese indigo dyed shibori and katazome textiles NEW

Please see page 49 for further information.

BRYAN WHITEHEAD Japanese silk-textile handcraft specialist

December 3–8 Five Days £680
Suitable for all S5D07497

Japanese-style bookbinding NEW

Please see page 6 for further information.

YO YAMAZAKI bookbinder, artist

December 3–8 Five Days £630
Suitable for all S5D07498

Basketmaking – a Japanese approach

Please see page 5 for further information.

MARY BUTCHER contemporary basketmaker, curator, author, teacher

December 3–8 Five Days £560
Suitable for all S5D07499



Akiko Hirai

Japanese ceramics – wabi-sabi in domestic ware NEW

Please see page 35 for further information.

AKIKO HIRAI Japanese ceramicist

December 3–8 Five Days £605
Intermediate/Advanced S5D07500

Border – parallel worlds: conceptual jewellery NEW

Please see page 21 for further information.

MARI ISHIKAWA artist jeweller

December 3–8 Five Days £545
Intermediate/Advanced S5D07501



Mari Ishikawa



Yo Yamazaki



Metals and Metallics Week

This year's material week focuses on metals and metallics exploring a variety of techniques and processes. A short cross-over session working with a different tutor brings new ideas and perspectives.

Experimental metallic surfaces NEW

Please see page 57 for further information.

JO MABBUTT decorative artist

February 11–15 Four Days £440
Suitable for all S4D07626

Beaten gold – the art of loose-leaf oil and water gilding

Please see page 57 for further information.

JUDY WETHERALL award-winning decorative art conservator

February 11–15 Four Days £517
Beginners/Intermediate S4D07627



Jo Mabbutt

Photographic platinum printing NEW

Please see page 33 for further information.

PETER MOSELEY photographic printmaker

February 11–15 Four Days £517
Suitable for all S4D07628

Metalwork embroidery NEW

Please see page 47 for further information.

BECKY HOGG specialist hand-embroiderer, tutor

February 11–15 Four Days £437
Suitable for all S4D07629



Becky Hogg



Patrick Davison

Metallics in fused glass jewellery NEW

Please see page 17 for further information.

CLAIRE HALL BA hons, glass artist

February 11–15 Four Days £532
Suitable for all S4D07630

Mixing metals – for jewellers and silversmiths NEW

Please see page 21 for further information.

PATRICK DAVISON gold and silversmith

February 11–15 Four Days £477
Intermediate S4D07631

WOODWORKING AND FURNITURE MAKING

Furniture	55-56
Wood, Carving and Turning	56-57
Picture Framing, Gilding and Decorative Finishes	57
Musical Instrument Making	58
For Taster Courses see pages	42-45



Daniel Pateman

Furniture

Build a traditional English tool chest NEW

Learn to use a range of traditional bench aids to help you cut and dimension components accurately and efficiently using just hand tools. You'll then put theory into practice to build an iconic English tool chest. Take home skills useful to other woodworking disciplines.

DEREK JONES professional woodworker, author

October 8–13 Five Days £540
Intermediate S5D07360

Advanced furniture making – individual projects

If you have a sound understanding of furniture construction and good practical skills, extend your practice by working on a piece of furniture of your own design. Plans for a suitable project are drawn with the tutor in advance, to maximise making time during the course. Ideally suited to those who have attended several furniture making courses at West Dean College.

BERNARD ALLEN furniture designer-craftsman, teacher

November 26–December 1 Five Days £638
Advanced S5D07476

Make simple furniture – for complete beginners

Learn basic woodworking techniques as you make a small bench. Timber is supplied and all essential tools, hand planes and chisels will be provided.

TOM KEALY furniture designer, maker, tutor

December 8–11 Long Weekend £353
Beginners SLW07508

Greenwood woodworking – a four-legged stool NEW

Make your own traditional four-legged stool, assembling the components with mortise and tenon jointwork and fitting a solid wood seat. You'll also experience cleaving then shaping timber with a drawknife to gain an appreciation of ancient timber-working practices.

MERVYN MEWIS traditional woodworker

January 12–14 Weekend £281
Suitable for all SWE07552

Build a Moxon vice

Make what is arguably the finest bench top accessory of them all; a Moxon double-screw vice with cast iron handles and precision threads. This traditional woodworking bench aid will help you cut components accurately and efficiently using hand tools.

DEREK JONES professional woodworker, author

February 1–4 Long Weekend £353
Intermediate SLW07596

Furniture making for beginners – a dovetailed stool NEW

Experience key furniture making techniques to make a simple dovetailed stool, a versatile project with a multitude of uses. Essential elements are introduced in a fun engaging way, as you customise the joint layout of your piece, and learn to set up and use tools required in this hands-on approach.

DANIEL PATEMAN furniture designer-craftsman

February 15–18 Long Weekend £380
Beginners SLW07634

Ladderback chair making

Make a ladderback chair, whatever your level of woodworking experience. Work with seasoned ash using rotary planes to shape the legs and rails, then use steam-bending to form the back legs and slats. You are encouraged to design your own slats, but Gimson, Clisset and Shaker style patterns are available.

PHIL SHIPLEY country chair maker, teacher

February 25–March 2 Five Days £565
Suitable for all S5D07663

“Outstanding, friendly, professional and personal to each student.”

Mike Thornton,
Woodturning, make a small bowl

Furniture making for beginners – a side table

Learn hand skills which are sustainable in a home workshop, as you construct a side table. You are shown the principles behind sharpening and maintaining tools (using your own or the college's). Other topics include understanding wood grain, setting out and cutting mortise and tenon joints and oil finishing. This course is for anyone wishing to acquire the skills to work with hardwoods, as a stepping-stone to making your own furniture.

TOM KEALY furniture designer, maker, tutor

March 18–23 Five Days £572
Beginners S5D07724

Wood, Carving and Turning

Make an English long-bow

Laminate the stave from timber, cut and shape the bow, attach the string and make a handle to finish your long-bow before shooting a volley of arrows on the West Dean lawn at the end of the course.

GAVIN POND specialist craft teacher

October 6–8 Weekend £306
Suitable for all SWE07350

Woodcarving – texture and form NEW

An exploration of texture and form in wood. You will be shown how to use a variety of hand tools including carving knives, gouges and rasps to create objects that look at ideas surrounding functionality and sculptural form.

MAX BAINBRIDGE woodworker

October 22–25 Three Days £383
Beginners S3D07390



Dave Regester



Max Bainbridge

Starting out in woodturning

Discover spindle and bowl turning techniques as you make a bowl, a goblet shape and lidded box. Learn essential tips such as the properties of wood, sharpening tools, chucks and chucking methods.

COLIN SIMPSON registered professional woodturner

October 27–30 Long Weekend £372
Beginners SLW07403

Shaker box making

Learn how to make a set of three nesting Shaker boxes in American red cherry. Guided step-by-step through the process, you use traditional woodworking techniques for bending wood and crafting the iconic Shaker 'swallow tail' joint, while learning about the Shaker principles underpinning the design.

MURRAY MARKS Shaker box maker

December 1–3 Weekend £291
Suitable for all SWE07490

Woodturning – bowls with texture

Develop bowl turning skills as you explore the versatility of the bowl gouge. Emphasis is on learning good technique and bowl design, with methods for texturing, colouring and finishing.

COLIN SIMPSON registered professional woodturner

December 15–17 Weekend £259
Beginners/Intermediate SWE07522

Wildlife woodcarving in relief

Explore the craft of woodcarving and its potential to depict the beauty and vibrancy of the natural world. Discover how to realise a design of your own choice carved in relief as a decorative panel and learn about the safe use of woodcarving hand tools.

ALEX JONES fine woodcarver, sculptor

January 19–22 Long Weekend £340
Beginners/Intermediate SLW07574

Introducing woodturning – bowls, spindles and boxes

Work at your own lathe and become familiar with its use and accessories. Study the bowl-making process through demonstrations and practise, using the various tools in sequence to produce a small bowl in seasoned ash or sycamore.

DAVE REGESTER professional woodturner

January 29–February 1 Three Days £372
Beginners S3D07594

Greenwood spoon carving with traditional tools

Make a wooden spoon from the branch of a tree using traditional woodcarving tools. Each step of the process is demonstrated from the selection and cleaving of greenwood, using a hand axe, chip knives, gouges and cabinet scrapers to final finishing.

NIC WEBB artist-maker: wood and clay

February 23–25 Weekend £256
Suitable for all SWE07656



Woodcarving for beginners

After learning about timber and the use of hand tools, practise carving exercises to develop your hand skills before you embark on a relief-carving project based on natural forms.

ALEX JONES fine woodcarver, sculptor

March 9–11 Weekend £241
Beginners SWE07692

Woodturning bowls from wet and seasoned wood

Master techniques for turning bowls of various shapes and sizes. Explore bowl design and be encouraged to tackle new forms and ideas. Complete a salad bowl, a textured platter, an incurved bowl and a wet-turned bowl with a natural edge.

DAVE REGESTER professional woodturner

March 15–18 Long Weekend £368
Suitable for all SLV07711

Letter carving in wood

Please see page 7 for further information.

GARY BREEZE lettering sculptor and carver

March 15–18 Long Weekend £348
Suitable for all SLV07712

Picture Framing, Gilding and Decorative Finishes

An introduction to picture framing

Learn basic skills to mount and frame works of art to a high standard. Using quality materials and minimum equipment at each stage, you will frame two to three pictures and leave with the knowledge to continue at home.

JOHN HILL teacher, picture framer and framing consultant

November 30–December 3 Long Weekend £338
Beginners SLW07484

Experimental metallic surfaces NEW

Explore a range of metallic media including real metal leaf, metallic powders and metallic transfer foil. Develop and combine techniques to produce a variety of dramatic metallic effects, suitable for hard and flexible surfaces – paper, card, plastics, canvas, picture frames and furniture. You will have the opportunity to build up a wide collection of experimental samples.

JO MABBUTT decorative artist

February 11–15 Four Days £440
Suitable for all S4D07626

Beaten gold – the art of loose-leaf oil and water gilding

Learn traditional techniques of water and oil gilding for new surfaces. Water gilding, suitable for wooden objects, is practised as you gild a small mirror or frame by applying layers of gesso and coloured bole, before laying the gold leaf, burnishing and pattern tooling. Oil gilding, suitable for both interior and exterior uses, is also introduced and practised as you learn how to prepare small objects in a wide range of base materials to gild, again with traditional beaten gold leaf.

JUDY WETHERALL award-winning decorative art conservator

February 11–15 Four Days £517
Beginners/Intermediate S4D07627

Picture framing

Experience and practise all aspects of the picture framer's craft. Using basic equipment, you will learn techniques for creative mount cutting, mitre cutting, joining mouldings, choosing colour, proportion and glass cutting.

JOHN HILL teacher, picture framer and framing consultant

March 18–22 Four Days £437
Suitable for all S4D07720

For short courses in upholstery please visit www.westdean.org.uk



Further furniture making study

Progress your furniture making skills with a Foundation degree in Historic Craft Practices – Furniture or Graduate to MA study in Conservation of Furniture. See website for details.



Musical Instrument Making

Musical instrument making – starting or continuing projects

An exciting opportunity to either start making a new instrument in preparation to join our nine day course or to continue one you have already begun. If you are starting a new instrument or are new to these courses, please contact us before booking. Instruments should be selected according to your woodworking experience and interests. The tutor will contact you to discuss your choice and the materials required.

November 7–12 Five Days £570

Guitars – starting or finishing instruments

PETER BARTON luthier

Suitable for all S5D07431

Violins, violas or cellos – starting or finishing instruments

GEOFF BOWERS violin maker and restorer

Intermediate/Advanced S5D07432

Traditional stringed and keyboard instruments – starting or finishing

ANDY BUTTERWORTH musical instrument maker and restorer

Suitable for all S5D07433

Renaissance and baroque viols – starting or finishing

RENATE FINK violin maker and restorer

Suitable for all S5D07434

Musical instrument making

On our annual nine day course you will work in small groups, with an experienced maker as your tutor, selecting an instrument from the range offered according to your interests and previous woodworking experience. Instrument options include some which are suitable for complete beginners. Instruction is given in the principles of making, assembling and finishing the instrument, allowing you to start a new project or complete one already in progress. The tutor will contact you prior to the course to discuss your choice and the materials required. Please note many instruments take more than nine days to complete.

March 27–April 5 Nine Days £1016
(including all dinners)

Musical instrument making – classical or steel strung acoustic guitars

PETER BARTON luthier

Suitable for all SMI07740

Musical instrument making – traditional stringed and keyboard instruments

GEOFF BOWERS violin maker and restorer

ANDY BUTTERWORTH musical instrument maker and restorer

Suitable for all SMI07741

Musical instrument making – Renaissance or Baroque viols

RENATE FINK violin maker and restorer

Suitable for all SMI07742

Musical instrument making – violins, violas and cellos

CORNELIA SCHRIJVER violin and bow, maker and restorer

Suitable for all SMI07743

Further musical instrument making study

Complete up to three instruments a year as you gain your Foundation degree in Historic Craft Practices – Musical Instruments. See website for details.

Tutor profile: Daniel Pateman

Background:

Daniel began with a traditional apprenticeship in bench joinery; here he learned how to make sash windows, staircases and doors as well as a wide variety of other joinery items, and firmly established his enthusiasm and enjoyment of woodworking. After qualifying and working as a craftsman he became more interested in furniture making and enrolled on a course at Chichester College. This gave him time to design and make pieces of furniture that he would take to the Edward Barnsley workshop to apply for an apprenticeship in fine furniture making. After being accepted to the Barnsley Workshop, Daniel served a three year apprenticeship and whilst there made many pieces in a wide variety of native and exotic timbers, as well as refining his skills in furniture making.

Inspirations and influences:

From the beginning wood and its colour, grain patterns and versatility have inspired Daniel.

However the greatest influence in his furniture making has been the Arts and Crafts movement and the principles of good craftsmanship.

Historical architecture is also a great source of inspiration for him as well as making something that performs a function and brings enjoyment to the user.

Current projects:

Daniel currently works on commissions for private clients as well as designing and making furniture for future exhibitions.



VISIT US – TALKS, CONCERTS AND EVENTS



Dip into the college's rich history of art with a programme of talks and exhibitions throughout the year, featuring established and emerging artists, authors, curators and conservation experts. Visit www.westdean.org.uk to see the full programme of arts events.

VISIT THE GARDENS

West Dean Gardens is one of the greatest restored gardens open to the public in England. The 300ft Edwardian Pergola, Walled Gardens, Victorian Glasshouses, Spring Garden and St. Roche's Arboretum are yours to explore throughout the seasons. Garden events include Chilli Fiesta (11–13 August 2017) one of the UK's largest chilli festivals as well as, Mother's Day, Easter, Halloween and Christmas family events.

Visit www.westdeangardens.org.uk

Garden Lectures 2018

The Auditorium, The Edward James Studios (West Dean Gardens entrance)

Simplifying the rules – easier ways to a successful vegetable and fruit garden NEW

Please see page 14 for further information

CHARLES DOWDING horticulturalist, non-dig specialist grower

Saturday, 17 February, 9.30am–3.00pm
SGL07643 £75

Gardening for a naturalistic effect NEW

Please see page 14 for further information

KEITH WILEY gardener, writer and horticulturist

Saturday, 3 March, 9.30am–3.00pm
SGL07677 £75

Garden Talk 2018


The Old Library, West Dean College

Avant gardeners – the contemporary garden as an art form NEW

Please see page 14 for further information

TIM RICHARDSON writer, landscape critic

Tuesday, 23 January, 7–8.30pm
SGT07582 £30
(includes a glass of wine on arrival 6.30–7pm)



Katona Twins

Concerts 2017/18

Concert by the Chilingirian Quartet

The Old Library, West Dean College
Mozart 'The Hunt', K 458
Elgar Quartet
Beethoven Op 18 No 6
Saturday 15 July, 8pm QT7256 £15

International Guitar Festival

Open Day, Masterclasses and Concerts
The Old Library, West Dean College.

The Auditorium at the Edward James Studios and St. Andrew's Church, West Dean.

Sponsored by the Ramírez Guitars, Classical Guitar Centre Birmingham, Classical Guitar Magazine, Universal Edition and the D'Addario Foundation.

Concert by Pavel Steidl

St. Andrew's Church
Saturday 19 August, 8pm GC7276 £15

Guitar Festival Open Day

Including exhibitions of music and instruments, a guitar makers' showcase, masterclass with Pavel Steidl and recital by Vincent Lindsey-Clark
Sunday 20 August, 12.30am–7pm
GC7277 £12

Special Event 2017

Japanese tea ceremony

Sunday 3 December, 3pm & 4.30pm
The Old Library, West Dean College

Recital by Vincent Lindsey-Clark

St. Andrew's Church
Sunday 20 August, 6pm GC7173 £5

Concert by Gaëlle Solal

St. Andrew's Church
Monday 21 August, 8pm GC7176 £12

Concert by the Katona Twins

The Auditorium
Tuesday 22 August, 8pm GC7181 £12

Special Offer: Season Ticket £45

for all of the Guitar Festival concerts and Open Day.

Recitals of music for violin and piano

The Old Library, West Dean College
ROY STRATFORD (piano)
and OLIVER NELSON (violin)

Music from Haydn and the Viennese Classics

Saturday 23 September, 8pm EC7267 £10

Music from America and more, including George Gershwin

Saturday, 13 January, 8pm SEC07556 £10

Come and watch or participate in this ancient, graceful ceremony led by Tea Master Chizuko Kimura.
Free to watch, £10 for participants

JOIN OUR CREATIVE COMMUNITY – BECOME A COLLEGE FRIEND



As a College Friend you'll be part of our vibrant community and be able to visit the gardens whenever you like. The money raised from your Friend membership directly supports the upkeep and development of West Dean College.

We'll keep you informed of what's happening at the College with newsletters and invitations to talks and events. You'll also be able to use the College Craft Shop, dining room and bar.

Your support will help preserve these historic grounds and nurture the artists and crafts people of tomorrow.

College Friend membership starts at just £60 for a year. For more information visit westdean.org.uk/friends, email friends@westdean.org.uk or call us on 01243 818256.

DEVELOP YOUR SKILLS WITH FURTHER ARTS STUDY

FOUNDATION DIPLOMA IN ART AND DESIGN

Under the guidance of highly qualified tutors, you will develop a rich portfolio of work, ensure your portfolio reflects your areas of interest and talents, and focus on your career aspirations.

Achieve your diploma over two years upon successful completion of the introductory weekend course, nine short courses, two tutorials, submission of a portfolio of work and a final 2,000 word essay.

Bursary

Thanks to the support of an individual donor, a bursary is available for anyone aged 18-30 who would like to complete the FDAD, but can't afford the full fee.



When I started the FDAD, I might have considered myself as someone who did a bit of drawing as a hobby. After two years of challenging, fascinating and deeply fulfilling study, I am proud to say that I consider myself as an artist.”

FDAD Student

For more information contact FDADadmin@westdean.org.uk



DIPLOMA IN ART AND CONTEMPORARY CRAFTS

This two year part-time programme provides further development for students who have completed the Foundation Diploma, or artists and makers wishing to progress their professional practice, and develop a portfolio to apply for the Graduate Diploma in Visual Arts.

You will develop the skills essential to a successful, sustainable studio practice through eight three-day intensive study blocks, attendance of short courses, self-directed study, assignments and monthly tutorials.

For more information contact admissions@westdean.org.uk

Visit www.westdean.org.uk for entry requirements and fees.

GRADUATE, POSTGRADUATE, MA VISUAL ARTS AND MASTER OF FINE ART

Validated by the University of Sussex. Specialise in Painting and Drawing, Sculpture or Tapestry and Textile Art, or explore all media. You are provided with individual studio space, access to visiting artists and lecturers, exhibition opportunities and excellent workshop facilities. Funding opportunities available.



OTHER STUDY OPTIONS

MA Creative Writing and Publishing (part-time)

Validated by the University of Sussex. Be guided through the process of a first draft and develop your writing skills, as you gain hands-on experience of the publishing process over two years, part-time. Study is in the style of writers' retreats within the School of Creative Arts.

FdA Historic Craft Practices

Validated by the University of Sussex. A unique foundation degree focused on making and practical hand-skills with the option to develop basic skills in conservation and repair. You can choose to specialise in Musical Instruments, Clocks, Furniture or Metalwork.

Diploma to MA Conservation Studies

Validated by the University of Sussex. West Dean College has an international reputation in conservation. On all courses you will gain advanced levels of practical skills and enjoy a low student-to-staff ratio.

Conservation courses include:

- Graduate diploma and Masters degrees specialising in Clocks, Furniture, Books, Ceramics or Metalwork.
- MA Collections Care and Conservation Management (part-time).

View prospectus: www.westdean.org.uk

For more information contact admissions@westdean.org.uk or 01243 818291

An affiliated partner of



CONTINUING PROFESSIONAL DEVELOPMENT IN CONSERVATION

A range of short courses including Building Conservation Masterclasses, Object and Materials Conservation courses and British Library courses, aimed at professionals working in the trade. Expertise is delivered through collaboration with leading specialists and practitioners.

View courses: www.westdean.org.uk

For more information contact cpd@westdean.org.uk or 01243 818219



CHRONOLOGICAL LIST OF COURSES AND EVENTS

Dates when courses run over the weekend are in bold.

OCT 1-4	Text in woven tapestry	INT/ADV	51	OCT 29-NOV 1	Textile pictures	ALL	48
OCT 1-5	Willow basketmaking	INT/ADV	5	OCT 29-NOV 2	Chinese brush painting – winter	ALL	31
OCT 1-6	Dynamic collage with paint	ALL	26	OCT 29-NOV 3	Pottery – Raku making and firing	ALL	34
OCT 1-6	Japanese ceramics	INT/ADV	34	OCT 30	Wax sculpting from the figure – taster	BEG	45
OCT 3	Day jewellery workshop	ALL	20	OCT 30-NOV 1	Introduction to screenprinting	BEG	37
OCT 4	Botanical painting taster	BEG	44	OCT 30-NOV 2	Life painting with Tonks palette	INT/ADV	28
OCT 5	Day silversmithing workshop	ALL	23	NOV 1-6	Textiles – making and meaning	INT/ADV	48
OCT 6-8	Watercolours – people and structure	INT	30	NOV 2-5	Painting with acrylics and mediums	ALL	31
OCT 6-8	Life drawing	ALL	10	NOV 2-5	Monoprints – layers, textures and colour	INT	37
OCT 6-8	Long-bow making	ALL	56	NOV 2-5	Patchwork – embroidery and embellishment	ALL	46
OCT 6-8	Bookbinding – leather techniques	ALL	6	NOV 3-5	Fabulous fungi – botanical painting	ALL	26
OCT 6-8	Macro photography	ALL	32	NOV 3-5	Photography – autumn colour	INT/ADV	32
OCT 6-8	Make garden vessels in metal	ALL	22	NOV 3-5	Kiln-formed glass	BEG	16
OCT 6-8	Bead threading	ALL	20	NOV 3-5	Jewellery – silver stacking rings	ALL	20
OCT 6-8	Hand engraving on metal	ALL	23	NOV 3-7	Creative blacksmithing projects	ALL	22
OCT 6-9	Flame and fused glass	BEG	16	NOV 5	Learn to play the ukulele – a taster day	BEG	44
OCT 8-13	Byzantine icon painting	ALL	28	NOV 5-10	Watercolour landscapes	INT/ADV	31
OCT 8-13	Painting beyond the surface	ALL	30	NOV 6	Make a felt ‘cobweb’ scarf – a taster day	ALL	45
OCT 8-13	Singing for performers	INT/ADV	25	NOV 7	Day jewellery workshop	ALL	20
OCT 8-13	Build an English tool chest	INT	55	NOV 7-10	Experimental tapestry weaving	INT/ADV	51
OCT 8-13	Making contemporary enamel beads	INT/ADV	19	NOV 7-12	Musical instrument making – starting or continuing	58	
OCT 12	Fused glass decorations – a taster day	ALL	43	NOV 7-12	Making acoustic guitars	ALL	58
OCT 12-15	Drawing for site-specific art	INT/ADV	10	NOV 7-12	Making violins, violas or cellos	INT/ADV	58
OCT 12-15	Making armour	BEG/INT	22	NOV 7-12	Making stringed and keyboard instruments	ALL	58
OCT 13	Mosaics taster	BEG	43	NOV 7-12	Making renaissance and baroque viols	ALL	58
OCT 13-15	Drawing for beginners	BEG	10	NOV 8	Drawing with the senses – taster day	BEG	42
OCT 13-15	Freelance writing	BEG	9	NOV 9	Day silversmithing workshop	ALL	23
OCT 13-15	Printmaking – colour collagraphs	ALL	37	NOV 9-12	Large scale expressive drawing	ALL	11
OCT 13-15	General silversmithing	ALL	23	NOV 10-12	Drawing – sensory surface	INT	11
OCT 13-15	Mosaics	BEG/INT	18	NOV 10-12	Textile basketry	BEG/INT	5
OCT 13-15	Throwing and turning	BEG	34	NOV 11	Make a ceramic spoon – a taster day	ALL	44
OCT 14	Growing fruit and vegetables – autumn	ALL	14	NOV 12	Pottery taster – throwing pots	BEG	44
OCT 15-19	Wire sculpture	ALL	41	NOV 12-14	Hybrid printmaking	ALL	37
OCT 15-20	Painting landscapes in oils	ALL	30	NOV 12-15	Making automata	ALL	40
OCT 15-20	Developing a sketchbook	ALL	10	NOV 12-17	Drawing and painting on location	INT/ADV	27
OCT 15-20	Textiles – drawing with a needle	ADV	48	NOV 14	Glass beadmaking – taster	BEG	43
OCT 16-19	Millinery flowers – violets and pansies	ALL	46	NOV 14-17	Stitched paper workshop	ALL	48
OCT 20	Free machine quilting	INT	46	NOV 15	Make a leather journal – a taster day	ALL	42
OCT 20-22	Drawing – sacred geometry	BEG	10	NOV 16	Sewing fabric decorations – a taster day	BEG	45
OCT 20-22	Introduction to abstract painting	BEG/INT	28	NOV 16-19	Creative mosaics	BEG/INT	18
OCT 20-22	Felt making for interiors	ALL	51	NOV 17-19	Portrait painting in oils	INT/ADV	30
OCT 20-22	Calligraphy – exploring Versals	INT	7	NOV 17-19	Drawing for beginners	BEG	11
OCT 20-22	Jewellery – metal manipulation and enamelling	INT/ADV	19	NOV 17-19	Understanding your DSLR camera	BEG	32
OCT 20-22	Making jewellery	BEG	20	NOV 17-19	Reactive glass jewellery	ALL	16
OCT 20-23	Stained glass	BEG	16	NOV 17-19	Jewellery making	BEG	20
OCT 20-23	Exploring Japanese pottery	BEG/INT	34	NOV 17-20	Stitch-based creative practice	INT/ADV	49
OCT 22-24	Portrait painting in oil	BEG	30	NOV 18	Growing fruit	BEG/INT	15
OCT 22-25	Mixed media landscape painting	BEG/INT	26	NOV 19-23	Intuitive painting	INT/ADV	28
OCT 22-25	Textiles – natural dyes, patchwork and stitch	ALL	48	NOV 19-24	Felt making – place and site	INT/ADV	51
OCT 22-25	Woodcarving – texture and form	BEG	56	NOV 20	The instant sketchbook – a taster day	ALL	44
OCT 23-25	Bobbin lacemaking	ALL	51	NOV 20	Willow decorations – a taster day	BEG	42
OCT 23-27	Experimental mark-making	ALL	27	NOV 20-23	Calligraphy – copperplate and italic	ALL	7
OCT 25-27	Painting with gouache	ALL	30	NOV 20-23	Enamelling – re-cycling	INT/ADV	19
OCT 26	Pebble mosaics – a taster day	BEG	43	NOV 20-23	Jewellery – polymer clay	BEG/INT	21
OCT 26-29	Braid weaving	BEG/INT	51	NOV 20-24	Pottery – throwing and slipware	INT/ADV	34
OCT 27-29	Writing fiction – character and perspective	ALL	9	NOV 23-26	Landscape painting	INT/ADV	28
OCT 27-29	Drawing in the landscape	INT	10	NOV 23-26	Narrative textiles	ALL	49
OCT 27-29	Wood engraving	ALL	37	NOV 24-26	Writing – taboo and sense of place	ALL	9
OCT 27-29	Photography – portrait lighting techniques	INT/ADV	32	NOV 24-26	The joy of charcoal	BEG/INT	11
OCT 27-29	Ceramics – hand built forms	ALL	34	NOV 24-26	Woodcut printmaking	ALL	38
OCT 27-29	Jewellery in wood with inlay	ALL	20	NOV 24-26	Dawn and dusk photography	INT	32
OCT 27-30	Momentum in drawing	ALL	10	NOV 24-27	Colourful stone carving	ALL	40
OCT 27-30	Woodturning	BEG	56	NOV 26-29	Inspiration for textiles	ALL	49
OCT 28	Blacksmithing – taster day	BEG	44	NOV 26-DEC 1	Exploring drawing with five tutors	INT	11
OCT 28	Floral table arrangements	BEG/INT	14	NOV 26-DEC 1	Advanced furniture making	ADV	55
OCT 29	Blacksmithing – taster day	BEG	44	NOV 26-DEC 1	General silversmithing	ALL	23

Level of experience needed for each course
BEG: Beginners INT: Intermediate
ADV: Advanced ALL: Suitable for all

NOV 27	Hand sewn fabric angels – taster day	BEG	45	JAN 12-14	Italic handwriting	ALL	7
NOV 28-DEC 1	Abstract painting with mixed media	ALL	27	JAN 12-14	An introduction to Adobe Lightroom	BEG	32
NOV 28-DEC 1	Embroidery – writing with a needle	INT/ADV	46	JAN 12-14	Greenwood furniture – four-legged stool	ALL	55
NOV 29	Make a leather belt – a taster day	BEG	45	JAN 12-14	Diverse music from America (lecture)	ALL	25
NOV 29	Pottery – a practical glazing day	ALL	34	JAN 12-14	Making glass beads	BEG	17
NOV 30-DEC 3	Large-scale sculptures in polystyrene	ALL	40	JAN 12-14	Enamelling	BEG	19
NOV 30-DEC 3	Picture framing	BEG	57	JAN 13	Violin and piano recital	ALL	60
NOV 30-DEC 3	Exploring porcelain	INT/ADV	35	JAN 14-17	Acrylic ink painting	ALL	31
DEC 1	Gold gilded glass baubles – a taster	ALL	43	JAN 14-17	Letterpress printing	ALL	38
DEC 1-3	Oil painting for beginners	BEG	30	JAN 14-17	Designing your own garden	ALL	15
DEC 1-3	Acrylics for beginners	BEG	31	JAN 14-18	Textiles – bespoke surfaces	INT/ADV	49
DEC 1-3	Gilding for painters	ALL	27	JAN 14-18	Blacksmithing – welding	BEG	22
DEC 1-3	Shaker box making	ALL	56	JAN 14-19	Papier-mâché creatures	ALL	49
DEC 2	Writing your family history	BEG	9	JAN 15-18	Animal forms in willow	BEG/INT	5
DEC 2	Silver leaf earrings or pendant – a taster	ALL	43	JAN 15-18	Sculptural millinery	INT	47
DEC 3	Make a needlefelt wren – a taster	BEG/INT	45	JAN 17-19	Paper art	ALL	6
DEC 3	Make a silver spoon – a taster day	ALL	44	JAN 18-21	Botanical painting – pen and watercolour	ALL	26
	Japanese Week	53		JAN 18-21	Basketmaking and chair seating	ALL	5
DEC 3-7	Japanese woodcut printmaking	ALL	38	JAN 18-21	Photoshop for textile design	BEG/INT	49
DEC 3-8	Japanese hand stitched textiles	ALL	46	JAN 18-21	Non-traditional stone-setting for jewellers	INT/ADV	21
DEC 3-8	Textiles – Japanese indigo dyeing	ALL	49	JAN 19-21	Writing dialogue for fiction	ALL	9
DEC 3-8	Japanese bookbinding	ALL	6	JAN 19-21	Drawing for beginners	BEG	11
DEC 3-8	Japanese basketmaking	ALL	5	JAN 19-21	Paper drypoint printmaking	ALL	38
DEC 3-8	Japanese ceramics – domestic ware	INT/ADV	35	JAN 19-21	Tile making	ALL	35
DEC 3-8	Conceptual jewellery	INT/ADV	21	JAN 19-22	Woodcarving in relief – wildlife	BEG/INT	56
DEC 8-10	Watercolour painting	BEG	31	JAN 20	Millinery flowers using leather – a taster day	ALL	45
DEC 8-10	Experimental drawing – pastels	BEG/INT	11	JAN 21-23	Photoshop for painters	INT	29
DEC 8-10	Black and white digital photography	BEG/INT	32	JAN 21-24	Extended sketchbook	INT	27
DEC 8-10	Tapestry weaving	BEG	51	JAN 21-25	Nuno felt workshop	INT	52
DEC 8-10	Silk painting	ALL	49	JAN 21-26	Simple automata	ALL	40
DEC 8-10	Glass engraving	ALL	16	JAN 21-26	Silversmithing – catches for boxes	INT/ADV	24
DEC 8-10	Make simple furniture	BEG	55	JAN 22-26	Sculpting the figure	ALL	41
DEC 8-11	Creating Christmas wreaths and garlands	BEG/INT	15	JAN 23	The garden as an art form – evening talk	ALL	14
DEC 9	Art textiles: mixed media and free stitch	ALL	49	JAN 23-26	Chiaroscuro painting	ALL	29
DEC 10-13	Abstract painting	ALL	28	JAN 27	Silver jewellery taster	BEG	43
DEC 10-14	Greenwood spoon carving – a taster	ALL	45	JAN 27	Blacksmithing – a taster day	BEG	44
DEC 11	Advanced printmaking	INT/ADV	38	JAN 28-31	Abstract painting in watercolour	INT	31
DEC 12	Make three silver bangles – a taster day	BEG	43	JAN 28-FEB 1	Making handmade books	ALL	6
DEC 14	Miniature mosaics with smalti	BEG/INT	18	JAN 28-FEB 1	Traditional English leatherwork	BEG	48
DEC 14-17	Day silversmithing workshop	ALL	23	JAN 28-FEB 2	Pottery – glazes, glazing and firing	INT/ADV	35
DEC 14-17	Anatomical drawing	INT/ADV	11	JAN 29	Woodturning taster – a small bowl	BEG	45
DEC 14-17	Machine embroidery techniques	BEG/INT	46	JAN 29-FEB 1	Introducing woodturning	BEG	56
DEC 15-17	Pottery – throwing and turning	ALL	35	FEB 1-4	Pastel portraits	ALL	29
DEC 15-17	Woodturning – bowls with texture	BEG/INT	56	FEB 1-4	Build a Moxon vice	INT	55
DEC 15-18	Blacksmithing	BEG	22	FEB 2-4	Introduction to art writing	INT/ADV	8
DEC 15-18	Enamelling on copper panels	ALL	19	FEB 2-4	Photographing winter outlines	INT	33
DEC 16	Glass Christmas decorations – taster	BEG	43	FEB 2-4	Textile basketry	INT/ADV	5
DEC 17	Copperfoiled glass holly wreath	INT	17	FEB 2-4	Blacksmithing	BEG	22
DEC 17	Gardening – Christmas decorations	BEG/INT	15	FEB 2-5	Experimental textiles	ALL	50
DEC 18	Woodturning taster – a small bowl	BEG	45	FEB 2-5	Hand stitched and painted letters	ALL	47
DEC 18	Glass Christmas decorations – taster	BEG	43	FEB 2-5	Enamel – multi-coloured	INT/ADV	19
DEC 19	Woodturning taster – a small bowl	BEG	45	FEB 4-8	Small scale landscapes in oils	INT/ADV	30
JAN 4-8	Stitched textiles – landscapes	ALL	49	FEB 4-8	Animal sculpture for your garden	ALL	35
JAN 5-7	Contemporary needlework embroidery	ALL	47	FEB 4-9	Expressive screenprinting	ALL	38
JAN 5-7	Viol consort music	INT/ADV	25	FEB 5	Botanical painting – a taster day	BEG	44
JAN 5-7	Pottery – throwing and turning	BEG	35	FEB 5-8	Swedish knitting for mittens	INT	52
JAN 5-7	Drawing form, tone and shade	ALL	11	FEB 5-8	Silk scarves – pattern	BEG/INT	50
JAN 5-8	Portrait heads in terracotta	ALL	41	FEB 5-9	Tapestry weaving – design	INT	52
JAN 5-8	Making jewellery in silver	ALL	21	FEB 6	Day jewellery workshop	ALL	21
JAN 7-11	Life painting in oils	BEG	30	FEB 8	Day silversmithing workshop	ALL	24
JAN 8-10	Textiles – screenprinting and stitch	BEG/INT	49	FEB 8-11	Mosaics – materials and techniques	ALL	18
JAN 8-11	Lettercutting in stone and slate	ALL	7	FEB 9-11	Drawing with the senses	ALL	12
JAN 11-14	Sculptural printmaking	INT/ADV	38	FEB 9-11	Dynamic life drawing	INT/ADV	12
JAN 12	Enamel silver earrings – taster	BEG	43	FEB 9-11	Stone carving in relief	ALL	40
JAN 12-14	Introduction to tempera painting	ALL	29	FEB 9-11	Photography – painting and drawing with light	INT/ADV	33
JAN 12-14	Self-portraits in mixed media	BEG/INT	27	FEB 9-11	Tapestry weaving	BEG	52

CHRONOLOGICAL LIST OF COURSES AND EVENTS CONTINUED

FEB 9–11	Making marbled papers	BEG/INT	6	MAR 8–11	Mould-making and casting	ALL	41
FEB 9–11	Jewellery – chain-making	ALL	21	MAR 8–11	Hand sewn images	INT/ADV	50
FEB 9–11	Pottery – throwing and turning	BEG	36	MAR 9–11	Watercolours – structure, pattern and texture	INT	31
FEB 11–14	Mixed media images	BEG/INT	27	MAR 9–11	Drawing scale and perspective	ALL	13
FEB 11–15	Metals and Metallics Week		54	MAR 9–11	Experimental batik on paper	BEG/INT	50
FEB 11–15	Experimental metallic surfaces	ALL	57	MAR 9–11	Recorder consort weekend	INT	25
FEB 11–15	Loose-leaf oil and water gilding	BEG/INT	57	MAR 9–11	Woodcarving for beginners	BEG	57
FEB 11–15	Photographic platinum printing	ALL	33	MAR 9–11	Pottery – throwing and turning	BEG	36
FEB 11–15	Metalwork embroidery	ALL	47	MAR 9–12	Making jewellery – perspex and polypropylene	ALL	21
FEB 11–15	Metallics in fused glass jewellery	ALL	17	MAR 10	Making a low maintenance garden	ALL	15
FEB 11–15	Mixing metals – techniques and processes	INT	21	MAR 11	Planting a garden – all seasons	ALL	15
FEB 15	Botanical drawing – taster day	BEG	44	MAR 11–14	Botanical drawing	INT	26
FEB 15–18	Drawing the head	ALL	12	MAR 11–14	Paper sculpture	ALL	41
FEB 15–18	Furniture making – a dovetailed stool	BEG	55	MAR 11–15	Stone carving – birds	ALL	41
FEB 15–18	Dressmaking – a shift dress	INT	47	MAR 11–15	Sculpting in clay inspired by nature	INT/ADV	36
FEB 15–18	Blacksmithing – practical projects	ALL	23	MAR 12–14	Photography – creative vision	BEG	33
FEB 16–18	Beginner's watercolour painting	BEG	31	MAR 12–15	Storytelling through automata	BEG/INT	40
FEB 16–18	Wood engraving	ALL	38	MAR 12–15	Calligraphy – italics	ALL	7
FEB 16–18	Introduction to scriptwriting	BEG	9	MAR 12–15	Willow basketmaking	ALL	5
FEB 16–18	Storybook paper engineering	INT	6	MAR 12–15	Mixed media jewellery	INT/ADV	21
FEB 16–19	Painting in enamel	INT	20	MAR 15–18	A drawing workshop	BEG	13
FEB 17	Pottery – a practical glazing day	ALL	36	MAR 15–18	Still life – ink and pastel	INT/ADV	28
FEB 17	Successful vegetable and fruit garden (lecture)	ALL	14	MAR 15–18	Tassels with multiple moulds	BEG/INT	52
FEB 17	Gardening – pruning	BEG	15	MAR 15–18	Woodturning bowls	ALL	57
FEB 18–21	Monoprint – the painterly print	BEG	39	MAR 15–18	Letter carving in wood	ALL	7
FEB 18–21	Life modelling in wax sculpture	BEG/INT	41	MAR 15–18	Gain control of your DSLR camera	BEG/INT	33
FEB 18–22	Oil painting – colour and mark-making	INT/ADV	30	MAR 15–18	Large scale sculptural ceramics	ALL	36
FEB 18–22	Compositions in stained glass	ALL	17	MAR 15–18	Enamelling revisited	INT	19
FEB 18–23	Creative drawing	ALL	12	MAR 16–18	Textural printmaking	ALL	39
FEB 20–23	Pottery – creative throwing	INT/ADV	36	MAR 17	Gardening – maintenance and care of the soil	BEG	15
FEB 21–25	Painting and screenprinting on cloth	ALL	50	MAR 18	Blacksmithing taster	BEG	44
FEB 22–25	Hand embroidery – stumpwork	ALL	47	MAR 18	Gardening – plant selection	BEG	15
FEB 23	Rush basketmaking – taster	BEG	42	MAR 18–22	Picture framing	ALL	57
FEB 23–25	Portrait painting in oils	INT	30	MAR 18–22	Sculpture from scrap	ALL	23
FEB 23–25	Acrylics – mood, light and atmosphere	INT	31	MAR 18–23	Drawing trees	INT	13
FEB 23–25	Greenwood spoon carving	ALL	56	MAR 18–23	The dynamic sketchbook – mixed media	ALL	28
FEB 23–25	Jewellery for beginners	BEG	21	MAR 18–23	Furniture making – a side table	BEG	56
FEB 23–26	Rush weaving	ALL	5	MAR 18–23	General silversmithing	ALL	24
FEB 23–26	English Art Song 1600–2000	INT/ADV	25	MAR 21–25	Making coloured glass bowls	INT/ADV	18
FEB 24	Clearing you way to creative success	ALL	8	MAR 22–25	Art textiles – printing and dyeing	BEG/INT	50
FEB 24	Pottery taster – throwing pots	BEG	44	MAR 23–25	Japanese ink painting	ALL	31
FEB 25–MAR 1	Painting still life – towards abstraction	INT/ADV	27	MAR 23–25	Drawing – surface and design	INT	13
FEB 25–MAR 2	Ladderback chair making	ALL	55	MAR 23–25	Monoprinting with three colours	ALL	39
FEB 25–MAR 2	Bookbinding	ALL	7	MAR 23–25	Metalwork – outdoor sculptures	ALL	23
FEB 25–MAR 2	Throwing functional pots	INT/ADV	36	MAR 23–26	Japanese braidmaking	ALL	52
FEB 26–28	Willow work for the garden	BEG/INT	5	MAR 23–26	Jewellery – making chains	INT/ADV	21
FEB 26–MAR 1	Glass engraving	ALL	17	MAR 24	Origami – a taster day	ALL	42
FEB 26–MAR 1	Jewellery – recycling silver and gold	BEG/INT	21	MAR 24	Preparing the vegetable garden	ALL	15
MAR 1–4	Hand-painting on calico and linen	INT	50	MAR 25–28	Landscape drawing with charcoal	ALL	13
MAR 2–4	Life drawing	ALL	12	MAR 25–28	Developing tapestry weaving	INT	52
MAR 2–4	Botanical painting – hellebores	ALL	26	MAR 25–30	Painting – the vision of colour	INT/ADV	29
MAR 2–4	An introduction to Photoshop	BEG	33	MAR 25–30	Sculpting animals in clay	ALL	36
MAR 2–4	Using natural dyes on silk and wool	BEG	50	MAR 27–APR 5	Musical instrument making		58
MAR 2–4	Fusing glass	BEG	18	MAR 27–APR 5	Making acoustic guitars	ALL	58
MAR 2–4	Silversmithing	ALL	24	MAR 27–APR 5	Stringed and keyboard instruments	ALL	58
MAR 2–5	Hand knitting – inspiration to technique	ALL	52	MAR 27–APR 5	Renaissance and baroque viols	ALL	58
MAR 3	Gardening for a naturalistic effect (lecture)	ALL	14	MAR 27–APR 5	Violins, violas and cellos	ALL	58
MAR 4–7	Pen, line and wash drawing	ALL	12	MAR 28–30	Free machine quilting	ALL	48
MAR 4–8	Mosaics – analyse and re-interpret	INT/ADV	18	MAR 29–APR 1	Silversmithing	BEG	24
MAR 4–9	Life painting – new perspectives	INT/ADV	29	MAR 30–APR 1	Still life painting in oils	BEG	30
MAR 4–9	Woodcut printmaking – light	ALL	39	MAR 30–APR 1	Drawing portraits	BEG/INT	13
MAR 5–8	Creative use of Photoshop	BEG/INT	33	MAR 30–APR 1	Classical guitar	INT	25
MAR 5–9	Ceramics – found objects and mixed media	BEG/INT	36	MAR 30–APR 1	Classical guitar	ADV	25
MAR 6	Day jewellery workshop	ALL	21	MAR 30–APR 1	Basic blacksmithing	BEG	23
MAR 8	Day silversmithing workshop	ALL	24				

USEFUL INFORMATION

Course fees listed by each course do not include accommodation. Courses lasting more than one day start early evening. Dinner on the first evening is included along with lunch, tea and coffee for all students throughout your course. Students enjoy use of all the College facilities, including the Computer Suite and Library as well as access to West Dean Gardens. To book accommodation with evening meals and breakfast, please refer to the fees on page 70.

ACCOMMODATION

All guest rooms are provided with complimentary tea, coffee and toiletries as well as towels, hair dryer, clock radio, iron and ironing board. Most rooms are ensuite or with adjacent private facilities. Ten rooms are located in the Vicarage just behind the college and annexes in the grounds are used in the Easter and academic summer holidays, subject to availability.

ACCESSIBILITY

The main house is a large historic building with several changes in floor level. It has been adapted to help people with a disability attend courses. Please contact the Bookings Office to discuss access or any other concerns and indicate these on your postal booking form or in 'special requirements' if booking online. There is a twin ensuite guest room in the house adapted for wheelchair users which is accessible by lift. The lift also gives access to some guest rooms on the second floor which are suitable for visitors with limited mobility but not for wheelchair users.

The two first-floor Art Studios in the house are reached by a single flight of stairs or a stair-lift. The Forge, Old Dairy, Auditorium and Sculpture Courtyard are part of The Edward James Studios approximately eight minutes' walk from the house. The Orangery Studio is situated in the gardens, 25 metres from the house.

The college has two mobility scooters; please book these in advance. If you are deaf or hard of hearing we can supply a Deafgard vibrating pad to place under your pillow to alert you if the fire alarm is sounded. If you require this facility please indicate this on your postal booking form or in 'special requirements' if booking online. Pets, other than assistance dogs, cannot be accommodated at the college. Please don't leave dogs in vehicles in the college car park at any time.

DINING

The dining room is a self-service restaurant which provides an extensive range of salads, hot dishes, and a vegetarian option at every service. If you have specific dietary requirements please indicate these on your postal booking form or in 'dietary requirements' if booking online. If you would like to discuss your needs please contact the Head Chef on 01243 818213.

IMPORTANT INFORMATION

Mobile phone reception for most networks is limited both in and around the college. Free Wi-Fi is available in most public areas of the college. A payphone is situated near the reception desk in the college. Drinking water can only be taken into workshops and studios in sports-top bottles. Bottled water is available from the bar. Smoking is not permitted anywhere in West Dean College or its associated outbuildings.

MATERIALS AND EQUIPMENT

Our workshops and studios are all well equipped with relevant tools and equipment. On some courses, material costs, or part of these costs, are included in the fees. The course details list the materials and equipment required for each course and those that will be stocked in our Craft Shop. However, it is best to wait and discuss requirements with the tutor before purchasing specific items. Any items that you need to bring are listed separately. Please remember that on practical courses you will often need to purchase materials throughout the course to complete projects – e.g. jewellery materials and paints etc. All personal protection equipment is supplied by the college except footwear – steel toe capped safety boots are required for courses held in the Forge.

OVERSEAS STUDENTS

UK immigration rules state that if you plan to study while you are in this country you should enter the UK as a student, not as a tourist. You may apply for a Student Visitor Visa in advance, or apply for entry clearance as a Student Visitor when you arrive at a UK airport. Please check which applies before you travel. Find out more at ukba.homeoffice.gov.uk



USEFUL INFORMATION

USUAL TIMETABLE

For courses more than one day in length

Arrival Day

From 4pm
Arrival for residential students
Non-residential students to arrive by 6.45pm
6.45pm
Welcome chat

7pm
Dinner (included)

8–9pm
First teaching session

Daily Timetable

Morning and afternoon tea/coffee breaks are taken to suit the flow of teaching.

9.15am
Morning classes

12.45pm
Lunch (included)

2pm
Afternoon classes

5pm
Classes finish

From 6.30pm Dinner
(for residential students only)

8pm
Evening working – students may have evening access to certain workshops in the absence of their tutor, but only with their tutor's permission and provided it is safe to do so.

Some courses and lectures follow different timetables. Details are sent with your booking confirmation.

Departure – last day

Morning tea/coffee break is taken to suit the flow of teaching.

9.15am
Morning classes

10am
Residential students are asked to vacate rooms

12.45pm
Lunch (included)

3pm
Classes finish

3.30pm
Tea then departure



HOW TO MAKE YOUR BOOKING

Online at www.westdean.org.uk
Find the course you are interested in then select 'book now'. You will need to pay the full fee when booking online.

A confirmation email will be sent asking you to download the full course details and arrival information. You will receive a further email from the Bookings Office within the next three working days confirming your course place and accommodation. We will endeavour to allocate the type of room you have requested, however, if the room required is not available, the most suitable alternative will be allocated, and adjustments to the value of your booking will be made. In the unlikely event that the course is full, we will contact you within three working days to suggest alternative courses or to arrange a full refund.

Call 01243 818300

Between 7.30am and 8pm, seven days a week. The full fee is payable when booking by phone. We will send you confirmation, course details and arrival information. If this is your first course you will receive a 10% discount.

By post, fax or email

Simply complete a booking form per person. If you need additional forms please photocopy the form or download one from our website, www.westdean.org.uk. A deposit of £125 per person, per course is payable, or the full cost of the course if £125 or less. The final payment is due six weeks before the start of the course. Full payment is therefore required if you make your booking within six weeks of the course. If paying by credit or debit card final payment will automatically be taken six weeks before the course starts, using the card details supplied on the booking form.

After booking we will send you a confirmation pack with course details, arrival information and notice of any outstanding payment. If the course is fully booked we will contact you promptly to discuss alternative courses or arrange a refund.

Post to: Bookings Office, West Dean College, West Dean, Chichester, West Sussex PO18 0QZ
Fax +44 (0)1243 818293
Email bookingsoffice@westdean.org.uk

We are always happy to help with any queries you have when making your course selection. Call us on 01243 818300.

HOW TO GET TO WEST DEAN

West Dean College is in the South East of England, on the A286, six miles north of the historic city of Chichester and 60 miles south of London.

Road: the College postcode is PO18 0QZ. There is convenient road access from London (65 miles) and from Gatwick, Southampton and Heathrow airports.

Rail: the nearest railway station is Chichester (from London Victoria) from where the college minibus collects students at certain times. It is within reach of Eurotunnel connections as well as cross channel ferries from Portsmouth, Dover and Newhaven. Further travel details will be sent with your booking confirmation.

EQUAL OPPORTUNITY

As part of The Edward James Foundation, West Dean College is committed to equality of opportunity for its staff and students. It values diversity and strives to create a positive and inclusive atmosphere based on respect for others in which people are actively encouraged to reach their full potential.

FOR OFFICE USE

Promotional Code: Invoice No: VPS Code: Room:

YOUR DETAILS

Title First name Nationality (Please check your VISA requirements)

Surname Male Female Special needs/Mobility/Other - (Please provide brief details or supply a letter with your booking form)

Address Dietary needs

How did you hear about this course?

Postcode Country Date of birth

Email I'd like to receive email newsletters Yes No

I'd like an email notification when the new brochure is online Yes No

I'd like to receive a postal copy of the new brochure Yes No

Telephone home Work/mobile I'd like my confirmation Emailed Posted

We will not disclose your details to third parties. We will use this data to carry out our obligations arising from your booking with us, to provide you with information about other courses and events or to notify you about changes to our courses.

COURSE DETAILS Please refer to each course listing in brochure for fees

Courses	Course code	Course/lecture title	Dates	Cost (£)
1st course				
2nd course				
3rd course				

ACCOMMODATION Accommodation required? No Yes (please indicate your preferred room type and enter costs in the table below)

	1st course	2nd course	3rd course
Annexe room with ensuite shower (Easter and Summer Holidays only)	Single occupancy		
Standard room with ensuite or adjacent private bathroom (*Main house/Vicarage)	Single occupancy		
	Twin occupancy (see below)		
Superior room with ensuite bathroom (*Main house/Vicarage)	Single occupancy		
	Twin occupancy (see below)		
*Please select one	Main house (bath or shower or bath/shower)		
	Vicarage (bath/shower)		
Is twin occupancy required? Yes No			
If yes, please state the name of the person you will be sharing with			
If they are attending a course, please state the code (a separate booking form must be completed if they're attending a course)			
If they are attending on a resident only basis (non-student) please add £73.20 per night (dinner, bed and breakfast) if sharing a Standard room and £85.20 per night (dinner, bed and breakfast) if sharing a Superior room.			
	Sub-total 1st course (incl. accommodation)		
	Sub-total 2nd course (incl. accommodation)		
	Sub-total 3rd course (incl. accommodation)		
	TOTAL		

PAYMENT

CARD DETAILS

Please charge my card below with:

Full fee or Deposit of £125 (I authorise West Dean College to take the final balance six weeks before the course start date, using the card details supplied)

BY CHEQUE (payable to 'The Edward James Foundation Ltd')

Full fee or Deposit of £125

Card number

Security code (three digit code on the reverse of the card)

Valid from Expiry date

Issue number (if applicable)

Name (as it appears on the card)

Signature Date

PLEASE RETURN TO Bookings Office, West Dean College, West Dean, Chichester, West Sussex PO18 0QZ

WEST DEAN COLLEGE TERMS AND CONDITIONS AND ACCOMMODATION FEES

I BOOKING A COURSE

1.1 Courses are open to anyone aged sixteen (16) and over.

1.2 To book a place please complete the Booking Form and return it to the Bookings Office with the appropriate Deposit, or book online at www.westdean.org.uk, or book by telephone with the Bookings Office.

1.3 Your place on the Course will be subject to availability and will be confirmed once the College sends you the Course joining instructions.

1.4 If the College is unable to offer you a place on the Course of your choice, it will inform you and your name will be added to a Course waiting list. If no places become available, you will be entitled to a Refund in accordance with clause 9.

2 THE COLLEGE'S RIGHTS AND OBLIGATIONS

2.1 The College makes every effort to run courses as advertised. However, the College reserves the right to make changes to any Course in accordance with clause 5.

2.2 The College reserves the right to cancel or suspend any Course in accordance with clause 6.

2.3 The College will use personal information that you provide to it in relation to your application and Course in accordance with our Privacy Policy.

3 YOUR RIGHTS AND OBLIGATIONS

3.1 Please bring your joining instructions with you at the start of the Course.

3.2 You must notify the College, in writing, if any of your registration details change including but not limited to your name, address, telephone number and/or e-mail address.

3.3 You agree to comply with all of the College's policies and procedures applicable to you (including the Fitness to Study Policy available on the College's website) and to act with courtesy, consideration and integrity at all times towards the College, its staff and other students at the College. The College reserves the right, acting reasonably, to terminate the contract with you and to remove you from the Course and/or to exclude you from the College in circumstances where your conduct is deemed by the College to be unfit or unsuitable or damaging to the College or its reputation. If you are removed from the Course in accordance with this clause, the College will not refund any sums paid by you to the College.

3.4 The College may take and use images of you and/or your work (including any videos or photographs or sound recordings) ("Images"). Wherever possible, permission from you will be requested at the time the Images are taken. If this is not possible, you permit us on a worldwide perpetual basis to use, modify and distribute those Images to promote the College and its activities in any media. Images of your work may appear without a credit. You must notify the College in writing prior to the Course start date if you do not agree to any such Images being taken.

3.5 Any damage caused by you (other than fair wear and tear) to the College, its facilities, equipment or resources will be separately invoiced by the College and such amounts shall be payable by you on demand.

3.6 The following are not permitted on the College's premises (or in the courtyard eating area):

3.6.1 Smoking (including vaping); or

3.6.2 pets, other than assistance dogs (and such must not be left in vehicles in the College's car park at any time).

3.7 The College will endeavour to cater for special diets required for medical reasons. You must provide details on your Booking Form if you have any special dietary requirements. If you wish to discuss your requirements in detail, please contact the Head Chef via the Reception telephone number available on our website.

3.8 Should you have any cause for complaint during your Course, please talk to your tutor in the first instance, or ask at Reception to speak with a Short Course organiser. If this does not resolve your complaint, please refer to clause 15.2.

4 PAYMENT AND CHARGES

4.1 You must pay the Deposit at the same time as you send the College the Booking Form. Payment of the Course Fee (less any Deposit paid) will be due six (6) weeks prior to the Course start date. If the Course Fee is less than or equal to the Deposit value stated in the Brochure, or if booking online or by telephone or booking less than six (6) weeks prior to the Course start date, you must pay the full Course Fee at the time of booking.

4.2 If you fail to pay the full Course Fee when it is due, the College reserves the right to cancel your place on the Course and to keep any Deposit that you may have paid.

4.3 The Course Fee and Accommodation Fee are as stated in the Brochure. The Course Fee includes use of the facilities and refreshments as further described in the full course description.

4.4 You may pay (or part-pay) the Course Fee for short courses (including any Accommodation Fee) using gift vouchers (which are available from the College in the values of £5, £10, £25, £50 and £100).

4.5 You must pay all charges in connection with any payments made by bank transfer.

5 CHANGES TO THE COURSE

5.1 The College reserves the right to make material changes to the venue, time, date, accreditation or content of a Course up to twenty-eight (28) calendar days before the advertised start date of the Course. If you have already booked onto the Course at the time such changes are made, the College shall notify you in writing of any such changes. If you do not wish to participate on the Course because of these changes, there are a number of options available to you in clause 5.4.

5.2 The College reserves the right to make material changes to the content or accreditation of a Course at any time on and after the twenty-eight (28) calendar days before its advertised start date where such changes are as set out in clause 5.3. If you have already booked onto the Course at the time such changes are made, the College shall notify you in writing of any such changes as soon as reasonably practicable. If you do not wish to participate on the Course because of these changes, there are a number of options available to you in clause 5.4.

5.3 Changes to the Course are normally made for one or more of the following reasons:

5.3.1 to ensure the course content is current, reflects best practice or incorporates new developments and techniques;

5.3.2 to improve and enhance your experience or incorporate changes introduced based upon feedback; and/or

5.3.3 to meet external, professional or accrediting body requirements or changes to accreditation of Courses.

5.4 If, as a result of a change made under clause 5.1 or 5.2, you no longer wish to participate in a Course on which you have a confirmed place, you must notify the Bookings Office as soon as possible by telephone using the number available on the College's website and then confirm in writing within seven (7) days, quoting your reason for withdrawal and requesting either:

5.4.1 a Course transfer in accordance with clause 7; or

5.4.2 a Course cancellation in accordance with clause 8.

5.5 This clause 5.4 does not affect or alter any statutory cancellation rights you may have, as described in clause 8.3.

5.6 We do not guarantee the involvement of any particular members of staff or external tutors or lecturers with any Courses.

5.7 We reserve the right to make minor changes to the Course content and administration arrangements at any time.

6 CANCELLATION OF THE COURSE BY THE COLLEGE

6.1 The College reserves the right to discontinue or suspend a Course up to twenty-eight (28) calendar days before the advertised start date of the Course if:

6.1.1 an insufficient number of bookings received for the Course means that the student experience cannot be guaranteed;

6.1.2 the College is concerned about the quality of the Course or the services being delivered;

6.1.3 appropriate numbers of sufficiently qualified staff are not available to deliver the Course;

6.1.4 for any reason the College does not or will not have the appropriate teaching and learning resources to deliver the Course; and/or

6.1.5 the Course is no longer viable for academic, regulatory, legal, market-related and/or financial reasons.

6.2 If you have booked onto a Course which is cancelled by the College, the College shall notify you in writing of any such cancellation and you may request either:

6.2.1 a Course transfer in accordance with clause 7; or

6.2.2 a full Refund in accordance with clause 9.

6.3 The College reserves the right to cancel a Course and the contract with you if it is prevented from or delayed in the carrying on of its business due to circumstances beyond its reasonable control. In such circumstances, you will be entitled to receive a full Refund (including your Deposit).

7 COURSE TRANSFER

7.1 You may transfer your booking to an alternative published course, providing there is a place available on that course. Your request to transfer must be received at least six (6) weeks prior to the Course start date for the original Course, unless a shorter period applies under clause 5.4.1 or 6.2.1. Except where you request a transfer as a result of a change to a Course in accordance with clause 5 or a cancellation by the College under 6, an administration fee of twenty-five pounds (£25) is payable in order to transfer Courses.

7.2 Where the Course Fee for the alternative Course is more expensive than the original Course, and your request to transfer is received at least six (6) weeks prior to the Course start date and/or you paid the Deposit, we will issue you an invoice for the additional Course Fee. Where your request to transfer is received within the six (6) weeks prior to the Course start date and you did not pay a Deposit, you must pay any additional Course Fee immediately upon making the request to transfer.

7.3 Where the Course Fee for the alternative course is less expensive than the original Course, the College will reimburse the difference in Course Fees to you (less the £25 administration fee where it is payable).

8 COURSE CANCELLATION BY YOU

8.1 If you wish to cancel your booking, please inform the Bookings Office as soon as possible by telephone using the number available on the College's website and then confirm by serving notice in writing.

8.2 You may cancel your booking at any time, but a Refund will only be payable in accordance with clause 9.

8.3 Except where you are booking onto a Course as part of your trade, business, craft or profession, or you submit your Booking Form in person at the College, you have a statutory right to cancel your booking during the statutory cancellation period. This cancellation period will expire at the end of fourteen (14) calendar days after the day we confirm acceptance of your request to book onto a Course. In these circumstances, please inform the Bookings Office of your decision to cancel as soon as possible by telephone using the number available on the College's website and preferably then confirm in writing. You are not required to provide a reason for your cancellation.

8.4 If the Course has already begun or is due to begin before the end of the statutory cancellation period referred to in clause 8.3, then you are expressly agreeing that the College's service to you should begin within the statutory cancellation period. In these circumstances, if you decide to cancel, then you may be liable to pay a proportion of the Course Fee (and, where applicable, the Deposit) to cover the period from the start of the College's service to you until the date of cancellation.

8.5 The statutory cancellation right does not apply for bookings for accommodation.

9 REFUND POLICY

9.1 Refunds shall be made within fourteen (14) days beginning with the date on which notice of cancellation was received by the College, notice of cancellation was issued by the College, or the College informed you that it was unable to confirm a place on a Course. Refunds will be made using the same method of payment as you used for the initial transaction.

9.2 If you cancel your booking within the statutory cancellation period in accordance with clause 8.3, subject to clause 8.4, you will be entitled to a full Refund (including your Deposit).

9.3 Provided cancellation by you is not as a result of changes to a Course under clause 5, and except where the provisions of clause 9.2 apply, where you cancel your booking no later than six (6) weeks prior to the Course start date, the College will refund all sums paid except the Deposit.

9.4 Provided cancellation by you is not as a result of changes to a Course under clause 5, and except where the provisions of clause 9.2 apply, the College will refund neither the Course Fee nor your Deposit if you:

9.4.1 cancel your booking within six (6) weeks of the Course start date; or

9.4.2 fail to attend all or any part of the Course for any reason including (without limitation) ill health.

9.5 Except where a Course is cancelled by the College under clause 6, or you cancel your booking under the provisions of clauses 5.4 or 8.3, the College will be under no obligation to refund your Deposit.

9.6 You will not be entitled to a Refund of any Course Fee (or other fees) if the College terminates this contract due to your breach of any of these Terms.

10 ACCOMMODATION

10.1 Accommodation is allocated on a first-come, first-served basis. If the College cannot offer you your preferred choice, then the College will use reasonable endeavours to allocate you alternative accommodation and your Accommodation Fee will be adjusted accordingly; if you do not wish to take up the option of the alternative accommodation you may cancel your accommodation booking and receive a refund of any Accommodation Fees already paid.

10.2 The College will use reasonable endeavours to ensure that your room is available from 4.00pm on the day you are due to arrive and you must vacate rooms by 10.00am (both times GMT/BST) on the last day of your Course.

10.3 Please ensure that the accommodation, its furnishings and effects are kept as clean and tidy as is consistent with their proper use and are in no worse a condition (fair wear and tear excepted) upon the end of your stay.

10.4 You must notify the College immediately of any damage to the accommodation, its furnishings or effects (whether caused by you or otherwise) on vacating your room. You are not permitted to share your room with anyone else, unless this is arranged in advance with the College and any additional fees have been paid.

11 ACCESSIBILITY

11.1 The College's premises comprise a large historic building with several changes in floor level. The College has made adaptations to its premises in an attempt to enable those with disabilities to attend Courses. You must indicate any concerns you may have in relation to access (or any other concerns) on your Booking Form. You can give specific details on a separate, confidential, sheet of paper. You will then be contacted by a member of the College's staff who will discuss your individual requirements.

12 MATERIALS AND EQUIPMENT

12.1 Prior to the start of your Course you will be able to obtain a detailed list of materials and/or equipment needed for the Course in the course details which are available on the College's website. Unless stated otherwise in these course details, the cost of materials and/or equipment is not included in the Course Fee, thus you may have to pay for such materials and/or equipment in addition to the Course Fee.

13 LIABILITY

13.1 This clause 13 sets out the entire liability of the College in respect of any breach of these Terms or otherwise arising under or in connection with these Terms.

13.2 Notwithstanding any other provision in these Terms, neither party's liability to the other for death or personal injury resulting from its own negligence shall be limited.

13.3 The College is responsible to you for foreseeable loss or damage caused by us. If we fail to comply with these Terms, we are responsible for loss or damage you suffer that is a foreseeable result of us breaking this contract or failing to use reasonable care and skill, but we are not responsible for any loss or damage that is not foreseeable. Loss or damage is foreseeable if either it is obvious that it will happen or if, at the time the contract was made, both we and you knew it might happen, for example, if you discussed it with us during the booking process.

13.4 The College is not liable for business losses. We have no liability to you for any loss of profit, loss of business, business interruption, or loss of business opportunity.

13.5 Subject to clause 13.2, except where you are booking onto a Course as a consumer, the total aggregate liability of the College arising out of, or in connection with these Terms or the contract between the College and you, whether for negligence or breach of contract or any case whatsoever, shall be capped at the total amount of sums paid to the College by you.

14 NOTICES

14.1 Any notice or other communication required to be given by you to the College under these Terms shall be in writing and shall be delivered personally, or sent by pre-paid first-class post or recorded delivery or by courier or by email, to the Group Head of Finance at the address set out on the back cover of this Brochure (unless otherwise specified in these Terms) or as otherwise specified by the College in writing to you.

15 GENERAL

15.1 West Dean College is a part of The Edward James Foundation Limited (charity number 1126084 and company number 6689362) with registered office at Estate Office, West Dean, Chichester, West Sussex, PO18 0QZ. Our VAT number is 927421133. Our contact details can be found on our website. We are subject to regulation by the Quality Assurance Agency for Higher Education and the University of Sussex.

15.2 If you have any queries, concerns or complaints relating to your booking, please contact the Head of Creative Enterprise. A copy of our current Student Complaints and Appeals Policy is available on our website or on request from the College. You may also be able to submit your complaint to an independent alternative dispute resolution provider such as The Consumer Ombudsman at <http://www.consumer-ombudsman.org/home>, although the College does not currently intend to submit to alternative dispute resolution. Alternatively, you may be able to use the European Commission's Online Dispute Resolution platform, which is available at <https://ec.europa.eu/consumers/odr/>.

15.3 These Terms represent a contract between you and the College. These Terms, any procedures or policies referred to in them, and the most recently published Brochure as at the date we confirm your place on a Course, form the contract made between you and us. In the event that the provisions of these Terms conflict with the provisions of any other documents, you and the College shall comply with the provisions of these Terms.

15.4 The College uses all reasonable steps to ensure that these Terms and any documents referred to in them set out the entire contract between you and the College and that all information given to you on any visits to the College e.g. open days or interviews or in any correspondence does not contradict these Terms. If you have been told something specific about the College and/or a Course upon which you are basing your decision to apply for a Course, but this information does not appear in the Terms or the documents referred to in them, please notify us before you request to book on a Course in order that we can confirm whether or not what you have been told is accurate.

15.5 No failure or delay by us or you to exercise any right or remedy provided under the Terms or by law shall constitute a waiver of that or any other right or remedy, nor shall it preclude or restrict the further exercise of that or any other right or remedy.

15.6 These Terms shall not be enforceable by any party who is not a party to the contract between you and the College.

15.7 If a Court finds part of these Terms illegal, the rest will continue in force.

15.8 These Terms, the contract between you and the College, and any dispute or claim arising out of or in connection with them (including non-contractual claims) shall be governed by and construed in accordance with the law of England and Wales and subject to the non-exclusive jurisdiction of the courts of England and Wales.

16 DEFINITIONS

16.1 In these Terms the following words shall have the following meanings:

16.1.1 "Accommodation Fee" means the fee to be paid by you or on your behalf to the College for accommodation under clause 10.

16.1.2 "Brochure" means the current Course brochure in which the Course was advertised;

16.1.3 "Booking Form" means the form contained within the Brochure or online at www.westdean.org.uk;

16.1.4 "Bookings Office" means Bookings Office, West Dean College, West Dean, Chichester, West Sussex PO18 0QZ;

16.1.5 "College" or "we" means West Dean College, part of The Edward James Foundation Ltd (charity number 1126084, company number 6689362);

16.1.6 "Course" means the course of study run by the College;

16.1.7 "Course Fee" means all the fees in relation to a Course to be paid by you or on your behalf to the College under these Terms, as stipulated in the Brochure;

16.1.8 "Deposit" means the deposit to be paid to the College (as set out in the Brochure) to reserve your place on the Course and to cover our reasonable administrative costs;

16.1.9 "Privacy Policy" means the policy available from our website.

16.1.10 "Refund" means a refund of the Course Fee (and where applicable the Deposit and the Accommodation Fee) following cancellation by the College under clause 6, or cancellation by you under clause 7 of these Terms, or where the College is unable to offer you a place on a course; and

16.1.11 "Terms" means these standard terms and conditions.



EXPLORE YOUR CREATIVITY ON A THEMED WEEK

JAPANESE WEEK, 3–8 December

METALS AND METALLICS WEEK, 11–15 February

