

HANDS-ON WORKSHOPS - FRIDAY 2 JUNE

Cast your finger or hand

Richard Balman, £12.50

Mould and cast your fingers and hand using jesmonite and alginate, which are skin friendly and are made from seaweed.

11.00-12.30, 13.30-15.00, 15.30-17.00

Throwing pots

Elaine Bolt/Alison Sandeman, £12.50

Have a go at throwing on a potter's wheel as you are shown how to create a simple vessel.

11.00-12.30, 13.30-15.00, 15.30-17.00



Make a textured silver ring

Belinda Hager, £15

Make a silver ring with surface texture by using hammers, punches and roller printing. You will be introduced to the basic skills of making jewellery in precious metal.

11.00-12.30, 13.30-15.00, 15.30-17.00

Mixed media, collage and print

Jo Dixon, £12.50

Explore collage materials and enjoy working with colour, pattern and texture to create a layered image incorporating print and drawing.

11.00-12.30, 13.30-15.00



Self portrait drawing

Jake Spicer, £12.50

Draw a portrait using your mirror image. Suitable for all abilities, you'll try observational drawing exercises and have the opportunity to both draw and sit for portraits.

15.30-17.00

Willow weaving

Dominic Parrette, £15

Weave a willow sphere -


11.00-12.30

Make a willow cloche plant support -

13.30-15.00

Make a small plant cone in willow -

15.30-17.00



Rag-rug embellished tote bag

Lynne Stein, £12.50

Personalise and decorate a jute hessian tote bag with a simple rag rug technique using recycled fabrics and embellishments.


11.00-12.30, 13.30-15.00

Make a small rag-rug mat

Lynne Stein, £12.50

Using the prodded method of rag rugging, and colourful recycled fabrics, create a small mat bearing either a simple geometric or figurative motif.

15.30-17.00



Watercolour painting

Sandrine Maugy, £12.50

Simple exercises in small still life studies. Learn the basics of choosing and mixing colours, selecting brushes, the qualities of paper surfaces and how to layer or glaze your painting.

11.00-12.30, 13.30-15.00, 15.30-17.00

Stained glass window decorations

Carole Gray, £15

Cut simple shapes in coloured glass, copper foil them and solder together to make a small stained glass hanging. Not suitable for anyone under 16.

11.00-12.30, 13.30-15.00, 15.30-17.00



Woodcut printmaking

Rod Nelson, £12.50

Create a beautiful black and white woodcut print using traditional methods.


11.00-12.30, 13.30-15.00, 15.30-17.00

Paper drypoint printmaking

Mary Dalton, £12.50

Ink up and print your own image under a press and explore techniques and tools to make different marks.

11.00-12.30, 13.30-15.00, 15.30-17.00



HANDS-ON WORKSHOPS - SATURDAY 3 JUNE



Carve an acorn in wood

Peter Clothier, £12.50

Learn to carve a decorative acorn in lime wood and see your enthusiasm for carving grow.

11.00-12.30, 13.30-15.00, 15.30-17.00

Modelling flowers and seedpods

Frances Doherty, £12.50

Hand model small cactus flowers and/or seedpods from paper clay, using cutters, modelling tools and fingers.

11.00-12.30



Throwing pots

Jo Taylor, £12.50

Your chance to have a go at throwing on a potter's wheel as you are shown how to create a simple vessel.

13.30-15.00, 15.30-17.00

Make a textured silver ring

Sarah Macrae £15

Make a silver ring with surface texture by using hammers, punches and roller printing. You will be introduced to the basic skills of making jewellery in precious metal.

11.00-12.30, 13.30-15.00, 15.30-17.00

Paint with oils

George Popesco, £12.50

Learn to paint with oils, about 'fat over lean' and how to use medium and thinners, as you make a small still life study.

11.00-12.30, 13.30-15.00

Drawing made easy

Tanya Wood, £12.50

An approach that makes it easy for anyone to discover the joy of drawing.

15.30-17.00

Willow weaving

Dominic Parrette, £15

Weave a willow sphere -

11.00-12.30

Make a willow cloche plant support -

13.30-15.00

Make a small plant cone in willow -

15.30-17.00



Make a needle felt ice-cream cone pin cushion

Louise Lambert, £12.50

Needle felt your own colourful pin cushion, decorated with brightly coloured push pins and a 99 flake.

11.00-12.30

Millinery flower making - silk rosebud

Anne Tomlin, £12.50

Use dyes to colour the silk and tools to shape petals before assembling a rosebud. Some sewing skills useful.

13.30-15.00, 15.30-17.00



3D paper-craft portraiture

Jonny Lambert, £12.50

Cut and create a framed three-dimensional card caricature.

11.00-12.30, 13.30-15.00, 15.30-17.00

Stained glass window decorations

Carole Gray, £15

Cut simple shapes in coloured glass, copper foil them and solder together to make a small stained glass hanging. Not suitable for anyone under 16.

11.00-12.30, 13.30-15.00, 15.30-17.00



Painted and machine embroidered landscapes

Wendy Dolan, £12.50

Create an embroidered landscape with fabrics you've painted and free-hand machine embroidery.

11.00-12.30, 13.30-15.00, 15.30-17.00

Image transfer printing

Eleanor Buffam £12.50

Learn the technique of transferring a photocopied image onto a small canvas board and painting into it.

11.00-12.30, 13.30-15.00, 15.30-17.00

Creative writing

Mick Jackson £12.50

Discover how to generate and develop ideas for fiction.

15.30-17.00

HANDS-ON WORKSHOPS - SUNDAY 4 JUNE



Rocking rocks - stone carving

Paula Haughney, £12.50

You will learn how to use hand tools to shape a simple design and add a personal twist. 11.00-12.30 & 13.30-15.00 - a bird in soapstone, 15.30-17.00 - abstract form in limestone

Patterns - creative book making

Maxine Relton, £12.50

Create black and white patterns with line drawing, geometry and printmaking. Fold and cut a single sheet of paper into a small book. Please bring a protective overall. 15.30-17.00

Creative writing

Candida Lacey, £12.50

How to edit and review your writing. 15.30-17.00

Stained glass window decorations

Carole Gray, £15

Cut simple shapes in coloured glass, copper foil them and solder together to make a small stained glass hanging. Not suitable for anyone under 16. 11.00-12.30, 13.30-15.00, 15.30-17.00



Make ceramic mobiles

Jane Abbott, £12.50

Roll out slabs of clay and texture with stamps, natural and found objects to create interesting shapes and surfaces ready to hang as a mobile.

11.00-12.30, 13.30-15.00, 15.30-17.00



Leathercraft - make a leather owl pouch accessory

Bernadette Hehenberger, £15

Using simple leathercraft techniques make a charming and colourful owl pouch accessory.

11.00-12.30, 13.30-15.00, 15.30-17.00



Mono printing

Jane Sampson, £12.50

Monoprint lies somewhere between a painting and a print. Use transparent acetate sheets rolled up with colour to produce spontaneous and colourful works of art with minimum fuss and maximum of impact.

11.00-12.30, 15.30-17.00



Fold formed copper & silver earrings or pendant

Abigail Brown, £15

Learn how to use hammers, texturing and fold forming to make a pair of earrings or a pendant.

11.00-12.30, 13.30-15.00, 15.30-17.00



Introduction to papermaking

Lucy Baxandall, £12.50

Make sheets of decorative handmade paper with embellishments, coloured pulp and shaped sheets.

11.00-12.30, 13.30-15.00, 15.30-17.00



Make a bling ring with wire & Make a crocheted wire cuff

Sarah Drew, £12.50

Learn simple crochet and wire-wrapping and combine with sea, glass, bright plastics and more.

13.30-15.00 - ring, 15.30-17.00 - cuff

Line drawing made simple

Mark Anstee, £12.50

Turn a three-dimensional object into a linear drawing, using observation, repetition, distillation and memory.

11.00-12.30

Drawing hands

John T Freeman, £12.50

Draw hands with confidence using John's simple approach.

13.30-15.00

Mosaic a coaster

Martin Cheek, £15

Make a mosaic using coloured glass and ceramic tesserae. Your design can be a simple motif such as a bird, fish, butterfly or a geometric pattern.

11.00-12.30, 13.30-15.00, 15.30-17.00



Lino printmaking

Dale Devereux-Barker £12.50

Use lino blocks to create small unique artworks. Learn about printing ink, presses and layering colour to make a series of prints to take away.

13.30-15.00

Print workshop

Joanna Veevers, £12.50

Make bold and colourful relief prints on paper inspired by the gardens.

11.00-12.30