

APRIL – SEPTEMBER 2017

WEST DEAN
COLLEGE



SHORT COURSES AND SUMMER SCHOOLS

ART • CRAFT • GARDENING • MUSIC • TEXTILES • PHOTOGRAPHY • WOOD • METALWORK • CERAMICS



A CENTRE OF EXCELLENCE, CREATIVITY AND TRANQUILITY

Your passion or interest will be transformed into a deep and creative learning experience. Be guided and inspired by our expert tutors, practicing professionals with impressive reputations.

Learn in fully-equipped studios and workshops, with a pottery, forge, fine-metals workshop, light and airy art studios, a sculpture courtyard and a stone carving workshop. The historic country house setting and award-winning West Dean Gardens offer a wealth of stimulating views and inspiration.

WELCOME TO SPRING - SUMMER 2017

Delve into your creativity and the surrounding landscape with new courses including Mindful photography with new tutor, Tracy Hallett, Experimental landscape drawing with Caroline Wendling and Slow textiles – natural dyeing, piecing and hand-stitching, with Claire Wellesley-Smith. All encourage you to make the most of time outdoors this summer with slow, mindful methods.

Do also look at our Diploma in Art and Contemporary Craft, a new two year, part-time course offering further development for those who have completed a Foundation Diploma in Art and Design and wish to progress to professional practice as an artist, or to the Graduate Diploma in Visual Arts at West Dean.

Don't forget to explore our Summer Schools on pages 41-43 for a truly immersive week-long experience.

We look forward to welcoming you in 2017.

Alison Baxter, Head of Creative Enterprise

Front cover images:
top – student work, left – right clockwise, Carole Gray, James Ort, Kyra Cane and photography student



THE EDWARD JAMES LEGACY

The vision of founder and Surrealist patron Edward James, connects today's students with a rich heritage of arts, crafts and creative possibility.

Edward James, lifelong art collector and poet, inherited the West Dean House and Estate in 1912. When he came of age, Edward began investing his time and money in supporting artists, craftspeople, dancers and poets. His passion led him into contact with leading artists including Leonora Carrington, Salvador Dalí and René Magritte. In 1964 he created a charitable trust, The Edward James Foundation, to nurture music, traditional crafts and the visual arts. The Foundation opened West Dean College in 1971 as a centre for education in conservation and the visual and applied arts.

As part of an educational charity the future of West Dean College rests on our fundraising ability and the income we generate. Every penny you spend at West Dean helps us to benefit more people and preserve the college and gardens for future generations.



CONTENTS

Stay With Us	3	SUMMER SCHOOLS	41-43
Bursaries	4	TASTER COURSES	44-47
BASKETMAKING, CHAIR SEATING AND WILLOW WORK	5-6	TEXTILES	48-54
BOOKS, PAPER AND LETTERING	7-8	Embroidery, Stitch and Accessories	48-49
Bookbinding and Paper	7-8	Leatherwork	50
Calligraphy and Lettercutting	8	Art Textiles	50-53
CREATIVE AND PROFESSIONAL DEVELOPMENT	9	Constructed and Woven Textiles	53-54
CREATIVE WRITING AND PUBLISHING	10	WOODWORKING AND FURNITURE MAKING	55-58
DRAWING	11-13	Furniture	55-56
GARDENING	14-15	Wood, Carving and Turning	56-57
Garden Lectures	14	Picture Framing, Gilding and Upholstery	58
Garden Courses	14-15	Musical Instrument Making	58
GLASS AND MOSAICS	16-18	Visit Us – Talks, Concerts and Events	59-60
Glass	16-18	DEVELOP YOUR SKILLS WITH FURTHER STUDY	61-62
Mosaics	18	Foundation Diploma in Art and Design	61
JEWELLERY AND ENAMELLING	19-21	Diploma in Art and Contemporary Crafts	61
Enamelling	19	Continuing Professional Development in Conservation	62
Jewellery	20-21	Foundation, Diploma, MA and MFA	62
Make Your Own Wedding Rings	21	Chronological List of Courses and Events	63-65
METALWORKING	22-23	Useful Information	66-67
Blacksmithing and Metalworking	22-23	Booking Form	68
Silversmithing	23	West Dean College Terms and Conditions	69-70
MUSIC	24	Accommodation Fees	70
PAINTING	25-30		
Botanical Art	25		
Mixed and Other Media	25-26		
Painting – Subject Led	26-28		
Painting – Oils	28-29		
Painting – Water Based	29-30		
PHOTOGRAPHY	31-32		
Photography and Digital Image Manipulation	31-32		
Film and Animation	32		
POTTERY AND CERAMICS	33-35		
PRINTMAKING	36-37		
SCULPTURE	38-40		
Automata	38		
Carving in Stone and Wood	38-39		
Modelling, Casting and Other Techniques	39-40		

What level am I?

Beginners – if you have little or no experience

Intermediate – if you have taken a related course or have existing skills

Advanced – if you want to expand your skills and develop your practice

Suitable for all – subject focused courses featuring a structured start followed by guided independent practice

For more information on the level of each course, please visit www.westdean.org.uk, email bookingsoffice@westdean.org.uk or call 01243 818300.

Share the creativity

Treat a friend or loved one to a creative experience. You can buy £10, £25, £50 or £100 **gift vouchers**, which can be used for full or part payment of a course. Email bookingsoffice@westdean.org.uk or call 01243 818300.

STAY WITH US



RESIDENTIAL ACCOMMODATION

Make your creative experience truly immersive by staying with us during your course. As a residential student you can enjoy either a traditional or more modern room, and wake up to the characterful charm of this period property set in acres of parkland. The newly refurbished Vicarage, within the gardens, houses 10 additional rooms and further annexes in the grounds are used in the academic summer holidays, subject to availability. Explore the award-winning gardens featuring a restored Walled Kitchen Garden and Edwardian Pergola. Stroll through acres of parkland and be inspired by the changing of the seasons.

At the end of each day relax in the historic Oak Hall or in the bar with a book, drink, or a new friend from your course. You are welcome to bring a partner or friend with you so they too can experience all we have to offer, even if they don't want to book on a course.

See page 70 for short course accommodation prices.

DINE WITH US

Dinner and breakfast are included in your stay, lunch is included with your course.

Start the day with a traditional English or continental breakfast in the bright and airy dining room. For lunch and dinner, you will find a tempting new menu each day, with two seasonal hot dishes, salad bar and a range of puddings, using locally sourced ingredients whenever possible.



ENJOY A BREAK AT WEST DEAN

You don't have to do a short course to stay here; take advantage of our bed & breakfast breaks and enjoy the gardens, parkland and local area. Bookings from £75 per night per room subject to availability, including breakfast and entry to the gardens. We cannot currently accommodate children under 16 or dogs.

To book a room (without a course)
email reception@westdean.org.uk, or call 01243 811301
or go to the [Venue page of our website](#).



BURSARIES

If you demonstrate talent and a commitment to your creative development but cannot afford the fees for your chosen course, you may be eligible to apply for a bursary from The Edward James Foundation Scholarship and Bursary Fund.

If you are an art teacher, lecturer, teacher's assistant or technician at a school, FE or HE institution you can apply for a 50% discount on last minute places to attend a course.

To apply for a bursary or find out more about the bursaries available, please download a form from www.westdean.org.uk, email alison.baxter@westdean.org.uk or call 01243 818262.

“

I am so grateful for this generous support I have received. It has, without doubt, directly enabled me to place artistic practice at the centre of my postgraduate life. Receiving the bursary has not only allowed me to acquire and develop new skills but has encouraged me to view pursuing a career within visual arts as a serious prospect.”

Heather Christie,
FDAD student

BURSARIES AVAILABLE:

- **Creative bursaries** for undergraduates and recent graduates of arts related subjects, made possible thanks to generous funders of The Edward James Foundation Scholarship and Bursary Fund.
- **Joyce Mary Harding Textile Bursary Fund** for people with an interest in developing their skills in textiles, who would benefit from assistance with funding. Funding is generously provided by two individual donors.
- **Music bursaries** to help music students and young professionals attend the Chilingirian String Ensemble Summer School and the International Guitar Festival and Summer School. Funding has been provided by generous Trusts and Foundations and Friends of West Dean College.
- **Bursaries for the Foundation Diploma in Art and Design (FDAD)** are available for talented students aged 18-30 who are unable to find the full fees. Funding has been made available through the generous support of an individual donor.

BASKET MAKING, CHAIR SEATING AND WILLOW WORK

For Taster Courses see pages

44-47



Willow work for the garden

Introduce structure into your garden by making a spiral or domed plant support, willow hurdle, large sphere or fan trellis. Discover weaving techniques and preparation of materials.

DOMINIC PARRETTE basketmaker and coppice craftsman

May 3-5 Two Days £280
Beginners/Intermediate 2D6948

Willow sculpture on a small scale NEW

Learn how to make non-traditional forms with willow and other natural materials. Develop your skills and originality through practical exercises and discussions, using versatile traditional techniques. After sampling techniques, you will design and make an individual project with guidance.

MARY BUTCHER contemporary basketmaker, curator, author, teacher

May 10-12 Two Days £237
Suitable for all 2D6965

Willow basketmaking for beginners

Master the basic weaves for making willow baskets. Gain practical experience of all processes as you make two simple round baskets.

MARY BUTCHER contemporary basketmaker, curator, author, teacher

May 12-14 Weekend £235
Beginners WE6971

Willow bark basketry NEW

Bark is a wonderful versatile material to work with. Through a mixture of tuition, discussion and inspiration, you will learn to strip fresh bark and combine it with a previously stripped larger piece of bark to create your own projects with the harvest.

MAGGIE SMITH basketry artist, designer-maker

June 5-8 Three Days £359
Suitable for all 3D7032

Textile basketry – twining and looping using moulds

Learn techniques of twining and simple looping, making a connection with basketry and textiles. Work around simple moulds to make samples using both techniques and achieve an understanding of how to create woven structures, using a range of fine flexible materials.

MARY CRABB contemporary textile basketmaker

July 7-9 Weekend £237
Beginners/Intermediate WE7095



Mary Crabb



Tim Johnson



Willow basketmaking or chair seating in cane and rush

Experience three classic materials and learn a variety of basketmaking or chair seating techniques as you work on projects of your choice. Beginners are shown the basic skills while the more experienced build on their existing knowledge with help and support.

MARY BUTCHER contemporary basketmaker, curator, author, teacher

July 10-13 Three Days £346
Suitable for all 3D7107

Contemporary basketmaking NEW

Create innovative and personal contemporary woven vessels by exploring basketmaking, combining traditional skills with an experimental making process and a sensitivity to natural materials. Be guided and inspired by the natural environment of West Dean and your own response to material, technique and form, working primarily with willow and rush.

TIM JOHNSON artist and basketmaker

August 12-18 Summer School £731
Suitable for all SS7160

Willow basketmaking – preserving British techniques NEW

Explore unique British willow basketmaking techniques while gaining knowledge of basket history. After making an English oval base, you can continue with this form or others, using a variety of weaves for base, sides and borders, and learn skills to construct a handle.

MARY BUTCHER contemporary basketmaker, curator, author, teacher

September 3-6 Three Days £343
Intermediate/Advanced 3D7211

Sculptural willow for the garden

Discover the use and possibilities of willow for outdoor sculpture. The variety of basketry and random weave techniques taught will allow you to explore a range of three-dimensional shapes.

DOMINIC PARRETTE basketmaker and coppice craftsman

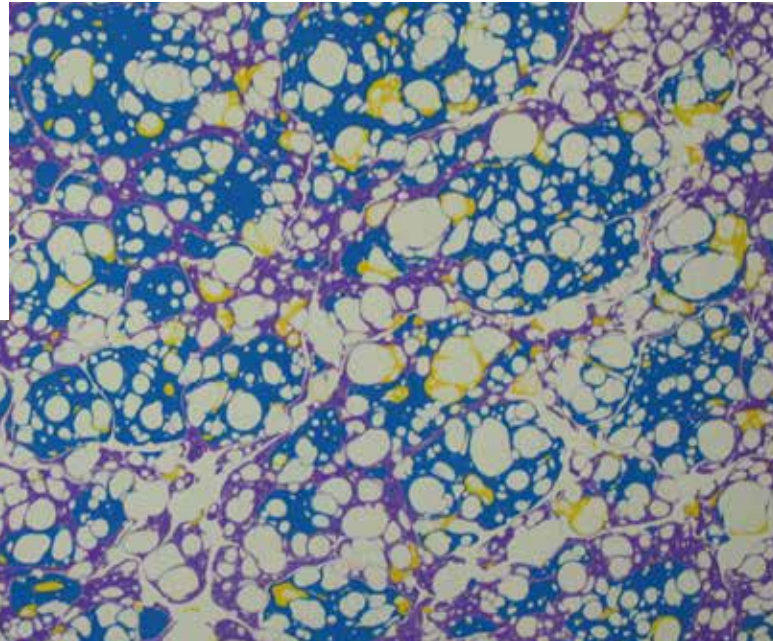
September 24-27 Three Days £389
Beginners/Intermediate 3D7261



Maggie Smith

BOOKS, PAPER AND LETTERING

Bookbinding and Paper 7-8
Calligraphy and Lettercutting 8
For Taster Courses see pages 44-47



Louise Brockman

Bookbinding and Paper

Art bound – creating a unique book

Combine text and image to create an artist's book. You will explore a range of simple book formats, structures and hand binding techniques, such as case-binding. Ideal if you have imagery on paper (drawings, writing, prints, patterns, photographs) to transform into book form.

TRACEY BUSH paper and book artist

May 9–12 Three Days £340
Suitable for all 3D6963

Making marbled papers

Learn how to produce beautiful hand marbled papers. Start with simple Suminagashi, using Chinese inks to produce delicate papers. Then progress to traditional marbling techniques, using gouache paints to produce papers in a set of standard patterns and others of your own design.

LOUISE BROCKMAN paper marbler, teacher

May 10–12 Two Days £253
Beginners/Intermediate 2D6964



Rachel Ward-Sale

Marbling on paper and fabric – further techniques NEW

This course goes beyond the basics taught on the beginners' course. It aims to build on your skills and knowledge of paper marbling to develop more complicated patterns and to use these to design patterns of your own. It will also enhance your understanding to replicate colours and patterns consistently.

LOUISE BROCKMAN paper marbler, teacher

May 12–14 Weekend £270
Intermediate VWE6972

Making enclosures – containers, folios and bindings NEW

Learn to make a range of containers from card, paper and cloth such as: portfolios for drawings, covered and lined boxes for books, objects, or collections and made-to-measure cylinders. You will acquire bookbinding skills and experience with simple hand tools so that you can continue making these at home without needing large bookbinding equipment.

SUSAN HUFTON calligrapher, letterer, bookbinder

June 11–15 Four Days £436
Suitable for all 4D7042

“

The best course I have ever attended - challenging, supportive, well-structured and presented by a world class tutor. I have never learned so much in such a short space of time.”

Caroline,
Italics - basics, flourish and experimental

Paper engineering – a pop-up treehouse NEW

Learn a range of paper engineering techniques to make a pop-up book of your own design and invention. Drawing on narrative inspiration relating to treehouses, imagined and real, you will create a pop-up that is over 30cm tall and contains decks, walkways, ornamental fences and more.

PAUL JOHNSON award-winning paper engineer

July 5–7 Two Days £235
Suitable for all 2D7088

Paste paper decorated bindings NEW

Paste papers are a simple and effective way of producing unique decorated papers which can be used as bookbinding materials or artwork. Spend a day making papers with vibrant designs, then study basic bookbinding techniques to make a selection of notebooks, folders or albums using your paste papers as covering material.

RACHEL WARD-SALE designer-bookbinder

July 18–21 Three Days £344
Suitable for all 3D7122



An introduction to creative papermaking

Explore traditional papermaking techniques to create paper artworks inspired by the landscape. Make pulps using cotton rag, casting and couching, laminating and embossing, using a Hollander beater and sample other processes that can be used at home.

JANE PONSFORD artist and papermaker

July 24–27 Three Days £344
Suitable for all 3D7136

Bookbinding for all

Discover the fascinating craft of bookbinding. Beginners learn every stage of making a notebook, from folding the paper into sections to gluing and case-making. Progress to a project such as the repair of a personal book. More experienced binders can renovate their own cloth or leather-bound books.

JOHN ROBINSON traditional hand bookbinder

September 24–29 Five Days £533
Suitable for all 5D7263



Calligraphy and Lettercutting

The art of Japanese calligraphy

Using traditional brushes and ink on paper, experience the art of Japanese calligraphy techniques and develop an understanding of how each material should be used. After practising, begin to work larger or apply to simple folded origami.

YOKO TAKENAMI Japanese calligrapher and author

April 14–16 Weekend £245
Beginners/Intermediate VWE6912

Italic handwriting

Since the Renaissance, fluent and elegant italic handwriting styles have been used. Learn an italic script to enhance and transform your own handwriting. Study and learn how to use a broad-edged fountain pen to enable you to begin writing with style and panache.

CHERRELL AVERY professional calligrapher, lettering artist

May 5–7 Weekend £225
Suitable for all WE6955

An introduction to painting heraldry NEW

Learn to draw and combine heraldry with your calligraphy. Gain a taster in the rules of blazon; designing a full coat of arms, working with colours and gold, heraldic charges, mantling, drawing and painting heraldic beasts.

PATRICIA GIDNEY calligrapher, illuminator and heraldic designer

June 2–4 Weekend £239
Beginners/Intermediate WE7023

Painted lettering on various surfaces – panels, pebbles and paper NEW

Different materials can provide inspiring canvases for lettering. Explore how letters can be designed and used on a variety of surfaces, both two-dimensional and three-dimensional, and how to scale appropriately for a pebble or panel. Work with a pointed brush and explore suitable mediums for the different surfaces.

SUSAN HUFTON calligrapher, letterer, bookbinder

June 16–19 Long Weekend £334
Suitable for all LW7053

Calligraphy for beginners

Learn the basics of practical calligraphy using a broad-edged nib, as you gain an understanding of good formal writing using a basic script such as uncial, Renaissance italic or foundational hand. Practise your new skills on short quotations. Those wishing to improve their calligraphy skills are also welcome.

GAYNOR GOFFE professional calligrapher and tutor

July 9–12 Three Days £329
Beginners 3D7100

Lettercutting in stone and slate

Expand your skills in carving letters with a mallet and chisel. Beginners are introduced to the techniques of 'V' cutting to gain confidence. More experienced carvers refine and improve carving techniques whilst studying letter forms.

TOM PERKINS lettering designer and lettercarver

September 3–6 Three Days £329
Suitable for all 3D7212

Calligraphy – all things italic

Italic is one of the most useful, versatile and enjoyable scripts for calligraphers. Depending on your starting point study basic italic, flourish design, contemporary italic variations and italic capitals under the guidance of an experienced tutor. Explore layout and colour in short texts.

GAYNOR GOFFE professional calligrapher and tutor

September 11–14 Three Days £329
Suitable for all 3D7230

CREATIVE AND PROFESSIONAL DEVELOPMENT



Advance your practical and professional skills, supported by creative industry and mentoring experts who will help you to set and meet your goals and ambitions. Whether you want creative coaching, to unlock deeper creativity or to learn practical planning skills, be prepared to come away with new ideas and directions.

The authentic creative self – finding your power **NEW**

A course for writers, visual artists, performers and makers, refine your creative focus and direction as you delve into the depths of your inner landscape. Learn how to establish a relationship with your core self through new pathways. From this new connection create authentic and powerful pieces. You will explore your own inner dialogue and then communicate this potent and authentic voice through creative expressions.

VERONIQUE MARIA artist, creativity coach, mentor

April 23–28 Five Days £541
Suitable for all 5D6930

Reflective practice – peer to peer **NEW**

Learn how to use 'Action Learning' techniques and create dynamic peer support groups. Action Learning is a reflective, discursive process that helps you to communicate and develop your work and ideas. One day course plus an online follow up session.

SUSAN DIAB artist, facilitator, mentor

May 12 (and June 12 online) One day £131
Intermediate/Advanced 1D6969

Planning skills for artists and makers **NEW**

Learn about the creative canvas model and develop a plan you can use to grow your creative practice with one sheet of paper and a fistful of sticky notes. One day course plus an online follow up session.

DEBORAH HENRY-POLLARD creative coach

June 23 (and July 21 online) One Day £131
Intermediate 1D7060

The authentic creative self – finding your voice

Explore the breadth of your creativity and uncover your passion and purpose. Work with image, text and form guided by your senses through visualisation, meditation and process.

VERONIQUE MARIA artist, creativity coach, mentor


September 15–17 Weekend £235
Suitable for all WE7236

“So valuable. I wish I had taken this course earlier.”

Karen Quaintmere, The authentic creative self



CREATIVE WRITING AND PUBLISHING



Writing skills – revise, review, redraft **NEW**

All writers know that writing is re-writing. Hone your revision skills to improve your work on this one-day course.

MARTINE MCDONAGH author, tutor and **CANDIDA LACEY** publisher, editor

April 8 One Day £111
Advanced 1D6899

Poetry – form and expression **NEW**

Learn how to use form to develop your poetry and self-expression. Explore different poetic arrangements and characteristics and effects of each, to open up possibilities in your work.

JOHN O'DONOGHUE author, memoirist, lecturer

May 26–28 Weekend £225
Suitable for all WE7002

Crime writing

A practical weekend course investigating crime fiction. For beginners to experienced writers, you will develop detective characters and create scenes full of suspense. Gain an understanding of the crime stories you want to tell and how to begin. Everyone writes and shares work and the course also serves as inspiration for those who have attended previous creative writing weekends.

LESLEY THOMSON best selling writer and **ELLY GRIFFITHS** award-winning writer

June 2–4 Weekend £225
Suitable for all WE7019

Travel writing for beginners

Would you like to break into the world of travel journalism? Gain an understanding of how to turn your travel experience into words through guided discussion, group work and writing a short travel piece.

SUSIE LUNT freelance journalist, editor

July 1 One Day £111
Beginners 1D7075

Writing a short story

Explore the entire process of creating a short piece of fiction, develop ideas into coherent, satisfying narratives and re-work into a finished form. Time is spent on analysis of classic short stories, structure, character and tone.

MICK JACKSON Man Booker nominated author

May 5–7 Weekend £225
Beginners WE6953

Martine McDonagh



Memoir writing **NEW**

Led by an award-winning author and lecturer, learn memoir writing techniques including the importance of personal and historical timelines, making use of personal archives and how to structure your memoir. Whether you want to write for your family and friends or have an eye for commercial publication, this course will give you a good foundation with workshop sessions and one-to-one tutorials.

JOHN O'DONOGHUE author, memoirist, lecturer

July 29–August 4 Summer School £691
Suitable for all SS7141

Writing poetry – making your words real

Unearth your inner wordsmith by using word games and poetry exercises to tap into your poetic potential. Create poems, haiku and verse by walking in West Dean Gardens, considering personal experience and group and individual discussion. Finally consider the presentation of words by looking at performance skills as well as handmade booklets.

GARY GOODMAN international visual artist, poet

September 15–17 Weekend £225
Suitable for all WE7235

Other writing opportunities

Gain your MA Creative Writing and Publishing via part time, writers retreat style study blocks over two years. See website for details.

DRAWING

For Taster Courses see pages

44-47



Kate Boucher

Drawing for beginners

Learn to draw in a weekend as you cover the basics – measuring for perspective, scale, tone and composition. Create several pencil sketches in the inspiring environment of West Dean College.

JOHN T FREEMAN painter, etcher, author

April 7–9 Weekend £244
Beginners WE6896

Imaginative drawing – an introduction to illustration

Learn how to build images from your own imagination. Your work can evolve from a personal theme, a written text or ideas based on your own observations. Gain the skills to help develop your own ideas in the future.

PAUL COX RCA, freelance artist and illustrator

April 13–16 Long Weekend £329
Suitable for all LW6909

Unmaking the work – drawing process and methodology NEW

Using an existing artwork of your own track back through the process of its making. Through rigorous drawing exercises examine decisions, methods and habits to find new routes and alternative outcomes.

MARK ANSTEE MFA contemporary artist – drawing/installation

April 21–23 Weekend £225
Intermediate WE6924

Life drawing for beginners NEW

Gain essential knowledge of how to plan and approach the making of accurate life drawings. Learn about the structure of body, use of materials and techniques to develop your drawing skills.

ANDREW FITCHETT drawing and painting

April 28–30 Weekend £257
Beginners WE6933

Landscape drawing with charcoal NEW

Explore the expressive qualities of charcoal to represent the evocative landscape of West Dean. Develop your repertoire of mark-making techniques, working from direct observation and your own photographs.

KATE BOUCHER MFA contemporary artist

April 28–30 Weekend £228
Suitable for all WE6935

Experimental drawing

Explore drawing at its most experimental by learning exciting mark-making techniques and innovative use of materials. Be inspired by a life model and West Dean to incorporate themes within your work. Outcomes will include sculpture, large-scale pieces, artist books and drawings, as you push the boundaries whilst enjoying the process.

FREYA POCKLINGTON MA drawing

April 30–May 5 Five Days £555
Suitable for all 5D6943

Transcribe landscape through drawing and mapping NEW

Transcribe your experience of the landscape through observation, drawing and mapping as you walk through it. Bring these together in the studio to create personal and expressive compositions.

CAROLINE WENDLING multi-disciplinary artist/print specialist

May 5–7 Weekend £227
Intermediate WE6954

Drawing for design NEW

Drawing is a core skill whether you paint, draw, illustrate, make or craft. Learn how to create confident drawings by observing the unique elements of your subject, allowing a more personal mark in your work.

PAUL THOMAS cartoonist, illustrator, author

May 26–28 Weekend £225
Intermediate WE7003



Paul Thomas

Adventurous drawing – working with colour

Investigate how colour can create light, space, mood and movement in landscape. Re-establish drawing as a thinking process as you record a colour response to the environment.

MARK CAZALET contemporary British artist

May 26–29 Long Weekend £329
Intermediate/Advanced LW7004

Life drawing – composition and the picture plane NEW

Improve the composition of your figure drawings and develop your understanding of the dynamics of the picture plane.

JAKE SPICER artist, author

June 2–4 Weekend £249
Intermediate WE7020

Sketching across the South Downs

Capture this richly varied landscape through expressive and characterful sketches, as you enjoy short forays into the ancient farmlands, village and rural setting of West Dean. Learn how to frame strong compositions, connect with the land and distil your immediate responses to develop a personal drawing style.

MAXINE RELTON enthusiastic, lively, active teaching

June 4–9 Five Days £535
Suitable for all 5D7025

Drawing for beginners NEW

Learn how to make accurate and detailed drawings with this unique and practical step-by-step method. Working from photographs draw exactly what you see in every detail to make life-like representations.

TANYA WOOD artist, tutor, speaker

June 9–11 Weekend £248
Beginners WE7035

Psycho-geography drawing workshop

Use different approaches to psycho-geography, including performance, collaboration, instructional text and mapping, to investigate how time, space and movement can be translated and recorded through drawing.

GEORGE CHARMAN RCA, drawing, sculpture

June 14–16 Two Days £231
Intermediate 2D7046

Experimental drawing with pastels

Explore the myriad of possibilities of soft and hard pastels on different papers. Work with a range of traditional and experimental drawing techniques to make a series of pastel drawings.

FREYA POCKLINGTON MA drawing

June 16–18 Weekend £236
Beginners/Intermediate WE7064

Drawing in the gardens – pattern and place

Explore a pattern-based interpretation of the gardens through drawing from observation. Consider how patterns, rhythms and textures can represent a sense of place, feeling, movement, light and atmosphere.

ROSIE MACCURREN artist, illustrator, textile designer

June 18–21 Three Days £329
Intermediate 3D7055

Experimental drawing for textiles

Please see page 51 for further information.

MATTHEW HARRIS textile artist

June 18–21 Three Days £329
Intermediate/Advanced 3D7058

Freehand perspective for drawing and painting NEW

Explore the role of perspective in ways that are relevant to your drawing/painting. Learn how to consider eye levels, horizon lines and vanishing points to improve the drama and confidence in your work.

PAUL THOMAS cartoonist, illustrator, author

June 23 One Day £114
Suitable for all 1D7061

Dynamic drawing – model and location NEW

Work through themes and poses from our model and learn dynamic approaches to drawing. Explore the relationship between model and environment to create powerful imagery.

CHRISTOPHER GILVAN-CARTWRIGHT MA painter, performer, animator

July 2 One Day £128
Suitable for all 1D7080

Composition for drawing and painting NEW

Discover the bones that structure artwork. Through observation, placement and playful experimentation you will make studies from organic and architectural subjects.

PAUL THOMAS cartoonist, illustrator, author

July 3 One Day £114
Suitable for all 1D7086

Drawing from observation – accuracy and likeness

Learn key techniques to create accurate drawings from observation. Working with pencils on paper, investigate composition, measurement, tone and line. Focus and improve your drawing skills.

ANDREW FITCHETT painter

July 7–9 Weekend £228
Beginners/Intermediate WE7093



Tanya Wood

Making through drawing and sculpture

Please see page 40 for further information.

JONATHAN GILDERSLEEVES practicing artist, drawing, sculpture

July 13–16 Long Weekend £349
Suitable for all LW7109

Intuitive drawing

Develop confidence drawing intuitively using automatic drawing techniques and experimental processes. Create drawings working with the dynamics of the imagination and learn playful and practical approaches.

CHRISTOPHER GILVAN-CARTWRIGHT MA painter, performer, animator

July 16–18 Weekend £230
Suitable for all WE7117



Guy Venables

Cartoon drawing NEW

Discover how to write and draw topical and satirical single panel cartoons for personal and professional publication. Learn the processes of developing ideas and honing them down to their barest forms.

GUY VENABLES cartoonist

July 21–23 Weekend £225
Intermediate WE7129

Landscape drawing

Experience the landscape on locations close to West Dean through a variety of drawing strategies that combine techniques with ways of seeing. You will expand your visual vocabulary through line, mark, observation, tonality, ideas and materials, and will develop your primary studies further in the studio.

CHRISTOPHER BAKER RA, landscape painter

July 23–28 Five Days £526
Intermediate/Advanced 5D7133



Comprehensive drawing course

Discover your potential as you develop methods that suit your creative outlook and drawing style. Define different modes of looking including analytical, objective, subjective, expressive and experimental using traditional mediums. Subjects include life, portrait, landscape, still life and interior. Understand visual reasoning and attitudes in drawing and how to apply these to fulfil the potential of your subject.

JOHN T FREEMAN painter, etcher, author

July 29–August 4 Summer School £738
Suitable for all SS7143

Experimental landscape drawing NEW

Learn how to observe and record your sensory experiences of walking through the landscape using different drawing techniques. From your primary studies experiment with mark-making, materials, ideas and chance encounters. Develop the skills and tools to produce drawings in and out of the landscape, that will inspire and transform your work.

CAROLINE WENDLING multidisciplinary artist and print specialist

August 12–18 Summer School £696
Intermediate/Advanced SS7159



Christopher Baker

Creative ink drawing

Using West Dean as inspiration, explore the exciting possibilities of drawing with ink. Work on a variety of papers and experiment with different techniques.

FREYA POCKLINGTON MA drawing

August 18–20 Weekend £230
Suitable for all WE7166

Fill your sketchbook with life

A sketchbook offers an opportunity to experience your surroundings differently as you draw spontaneously and intuitively, responding to different locations. Make sense of the details and the atmosphere as you define your drawing style, supported by this experienced tutor.

HUGH DUNFORD WOOD sketcher, painter, printer

August 20–23 Three Days £329
Suitable for all 3D7174

Drawing for improvers

Improve your drawing with practical techniques utilising the potential of different mediums. Techniques include expressive use of line, shading and tone, lighting, dynamic composition and surface.

JOHN T FREEMAN painter, etcher, author

August 25–27 Weekend £225
Beginners/Intermediate WE7189

The black and white sketchbook – working with line

Using observation, memory and imagination, explore the expressive qualities of line in black and white. Try out fluid and dry drawing tools and find inspiration in the work of other artists.

MAXINE RELTON enthusiastic, lively, active teaching

September 8–10 Weekend £232
Suitable for all WE7218

GARDENING

Garden Lectures
Garden Courses

14
14-15



Garden Lectures

Garden Lectures include entry to the gardens and lunch.

Lessons from the landscape NEW

Working in the South of France for over 16 years James and Helen Basson create beautiful, low maintenance, dry gardens that mix contemporary design with traditional skills. They have won awards around the world including two RHS silver-gilt and three gold medals. Using a client commission case study and a show garden project, they will explain how to look at the natural landscape for inspiration and translate ideas into your own garden. You will also learn how to produce detailed planting plans using an algorithmic process and progress from paper to the garden.

JAMES and HELEN BASSON award-winning, landscape designers

July 23 Garden Lecture £73
Suitable for all GL7282



James Basson

Garden Courses

Hand tied bouquets and posies

With West Dean Gardens as an inspiration you will create modern, stylish designs, while learning how to select suitable materials and how to condition them. You will be shown various techniques and the versatility of your designs, whether they are for wrapped gifts, vase arrangements or bridal flowers.

SUE HINGSTON London-trained event florist

April 1 One Day £146
Beginners/Intermediate ID6893

The small garden

Following on from her experiences in the BBC television series *Small Town Gardens*, Annie Guilfoyle focuses on designing and maintaining interest in a small site, avoiding overfilling the space and learning the basic principles. You will work on your own designs.

ANNIE GUILFOYLE garden designer, lecturer, writer

April 9 One Day £111
Suitable for all ID6903



Rosy Hardy

Some like it hot and some don't – selecting the right plants for your garden NEW

Rosy and Rob Hardy founded Hardys Cottage Garden Plants in 1988 and are based in the village of Freefolk, Hampshire. They have built up an incredible reputation as one of the finest nurseries in the UK, winning 21 consecutive gold medals at the RHS Chelsea Flower Show. Rosy will talk about the gardener's mantra, right plant – right place, and reveal plant ideas for sun or shade. Be inspired by her seasonal combinations for both situations, no matter what you have in your garden.

ROSY HARDY plantswoman, nursery owner, 21 RHS Gold Medals

August 19 Garden Lecture £73
Suitable for all GL7171

Create your own topiary

Enjoy a talk about the history of topiary and a practical demonstration on cutting techniques. Gain inspiration for topiary in garden settings, from embryo plans to finished topiary and take home tips on care and maintenance. Followed by a hands-on workshop to create your own plant to take away.

JAMES CREBBIN-BAILEY horticulturalist, topiary specialist

April 29 One Day £146
Beginners/Intermediate 1D6940

Working with colour in your garden NEW

Explore the use of colour in your garden under Tom's expert eye and be inspired by his ideas from Parham House. Discover new colour combinations and how to extend the season using late summer colour. You will have the chance to work on a planting plan for your garden.

TOM BROWN Head Gardener Parham House, broadcaster, garden writer

April 30 One Day £111
Suitable for all 1D7283

Willow work for the garden

Please see page 5 for further information.

DOMINIC PARRETTE basketmaker and coppice craftsman

May 3–5 Two Days £280
Beginners/Intermediate 2D6948

Natural dyeing using common plants

Please see page 53 for further information.

PENNY WALSH natural dye specialist and author

May 17–19 Two Days £240
Suitable for all 2D6987

Bold metalwork for the garden

Please see page 22 for further information.

MIKE SAVAGE RCA trained, metal sculptor

May 30–June 2 Three Days £389
Suitable for all 3D7012

Garden design

Spend a day learning the basics of garden design to improve your plot, using simple exercises and design techniques.

ANNIE GUILFOYLE garden designer, lecturer, writer

June 10 One Day £111
Suitable for all 1D7039

Digital photography – capturing colour in the garden NEW

Please see page 32 for further information.

JACQUI HURST editorial/garden photographer

June 16–18 Weekend £235
Beginners/Intermediate VWE7050

Grow your own fruit and vegetables – summer

Learn about watering, training, weeding, summer pruning, pest and disease identification, control and harvesting. The day will be a mixture of hands-on practical demos and classroom based lectures. Perfect if you are new to gardening and want to learn the basics.

ROSIE YEOMANS horticulturalist, broadcaster, designer

June 18 One Day £131
Beginners/Intermediate 1D7054

Garden photography at West Dean – a taster day

Please see page 46 for further information.

JACQUI HURST editorial/garden photographer

July 9 One Day £116
Beginners 1D7099

Church and event flowers

Discover how professional florists create church and event arrangements, selecting suitable flowers and foliage and how to condition and store them. Find out how to set up the bases and everything you need to know about creating stunning floral designs to decorate large spaces for maximum impact.

SUE HINGSTON London-trained event florist

August 5 One Day £146
Beginners/Intermediate 1D7149



Garden mosaics – pebbles, marble and treasures

Please see page 18 for further information.

HILARY SHAND mosaic artist

August 25–28 Long Weekend £359
Suitable for all LW7191

Summer propagation – plants for free

Increase your plant stock by using simple methods of propagation. During this hands-on practical day try out various methods including division, root cuttings, soft and hardwood cuttings, seed collection and treatments – all valuable techniques for you to apply to your own garden.

SALLY GREGSON professionally trained nurserywoman

August 26 One Day £131
Beginners/Intermediate 1D7193

Sculptural willow for the garden

Please see page 6 for further information.

DOMINIC PARRETTE basketmaker and coppice craftsman

September 24–27 Three Days £389
Beginners/Intermediate 3D7261

GLASS AND MOSAICS

Glass	16-18
Mosaics	18
For Taster Courses see pages	44-47



Glass

Dichroic glass jewellery

Create colourful glass jewellery with depth, pattern and controlled design using a variety of techniques from dichroic glass. You will learn different methods of cutting, drilling, etching and layering to complete several sets of jewellery.

CLAIRE HALL BA Hons, glass artist

April 21–23 Weekend £280
Suitable for all WE6926

Stained glass for beginners

Learn the art of stained glass as you design and create your own 25cm square glass panel in a weekend. Each process is covered – glass selection, cutting, leading, soldering, cementing and finishing.

CAROLE GRAY stained glass artist

April 28–May 1 Long Weekend £344
Beginners LW6939

Flame and fused glass – torch and kiln crossover

Explore the dynamics of flame worked glass for fusing. This process crossover broadens design possibilities by manipulating glass in the flame creating fluid drawn lines and shapes to fuse. You will create intriguing patterns floating inside the glass, giving depth and dimension to your designs.

KATRINA BEATTIE contemporary glass designer maker

April 30–May 3 Three Days £394
Beginners 3D6941

Making glass beads – an introduction

Discover the possibilities of glass bead design. Use a torch flame to create coloured beads and learn how to apply decorative effects such as frits, canes, stringers, dots and metal leaf.

BARBARA MASON beadmaker for 18 years

May 12–14 Weekend £288
Beginners VWE6974

Making kiln-formed and sandblasted relief glass

Explore the medium of kiln-formed glass and add texture by imprinting found objects such as leaves, stones and feathers, to make a window or wall hanging. Translate the beauty of nature into your design experimenting with sandblasting to accentuate the relief.

ALINE JOHNSON kiln formed glass designer-maker

June 15–18 Long Weekend £389
Suitable for all LW7047





Alex Powell

Glass engraving for all NEW

Explore the myriad of possibilities of mark-making on the magical medium of glass. Prepare to be intrigued, enthralled and challenged as you experiment with a wide variety of engraving tools. Enjoy lots of practical experience and plenty of demonstrations focusing on design.

TRACEY SHEPPARD artist, glass engraver

July 14–16 Weekend £225
Suitable for all WE7112

Glass fusion techniques for beginners

Learn techniques for shaping and decorating kiln-formed glass as you cut, assemble and fuse Bull's Eye glass to form a glass panel and coasters. Using pre-bought moulds to 'slump' you will explore ways of decorating with colour and texture on this hands-on course.

KATRINA BEATTIE contemporary glass designer maker

July 20–23 Long Weekend £404
Beginners LW7127

The wonders of warm glass

Learn new techniques each day as you explore the wonders of warm glass. You are shown how to cut straight and curved lines, how to slump and create texture, how to load and unload the kiln, and the firing cycle. You will design and make several glass pieces that could include bowls, panels and tiles, as well as many experimental sample pieces.

ALEX POWELL professional glass artist

August 12–18 Summer School £801
Suitable for all SS7163

Stained glass as garden art NEW

Make a beautiful stained glass panel to hang in your garden. Discover how to cut glass and create a decorative pattern by sandblasting, then lead, solder and cement to finish off.

CAROLE GRAY stained glass artist

August 18–20 Weekend £275
Suitable for all WE7168

Exploring glass beadmaking – developing skills NEW

Build on your glass beadmaking skills and improve the placement of decorations and the shape of bead ends. Explore making encased floral beads, more complex twisted stringers and try out new techniques that include using dichroic glass, murrini and metal inclusions.

BARBARA MASON beadmaker for 18 years

August 28–31 Three Days £414
Intermediate 3D7199



Barbara Mason

“ I got a lot out of the course and learnt a lot in a short space of time. Thank you. ”

Simon Willcocks,
Explore glass fusing

Explore glass fusing – coloured strands

Develop the technique of drawing with glass stringers. These thin glass rods are manipulated to mimic the drawn line by stretching and bending the glass. You will also explore merging colours and shapes.

KATRINA BEATTIE contemporary glass designer maker

September 9 One Day £132
Suitable for all 1D7222

Explore glass fusing – metal inclusions

Create either a panel or four tiles exploring metal inclusions in glass. Encase metal foils, leaf and wires between two layers of glass to encapsulate intriguing bubbles and unpredictable reactions between the oxidizing metals.

KATRINA BEATTIE contemporary glass designer maker

September 10 One Day £132
Suitable for all 1D7225

Landscapes and seascapes in fused glass

Create landscapes in fused glass using a range of techniques and fusible glass materials. You will work with powders, frits, stringers and sheet glass to design and make several original pieces of glass art. All technical and creative aspects of glass fusing will be covered, including multiple layer firings.

CLAIRE HALL BA Hons, glass artist

September 25–28 Three Days £384
Suitable for all 3D7266

An introduction to stained glass – colour, line and light

Harness the beauty of coloured light through the medium of stained glass by combining graphic lead lines with translucent colour. You will be encouraged to develop your own design and complete a panel of stained glass using both ancient and contemporary techniques.

HELEN ROBINSON architectural stained glass artist

September 28–October 1 Long Weekend £329
Beginners/Intermediate LW7270

Mosaics

Mosaics for beginners and improvers

Develop your creativity in mosaic design using different ceramic and glass tiles. You will learn techniques for laying, grouting and cutting tiles into tesserae.

MARTIN CHEEK mosaic maestro, author

May 19–21 Weekend £225
Beginners/Intermediate WE6992

Mosaic intensive – developing artistic expression

Explore new ways to expand your work. Subjects covered include working with texture, scale, flow and spacing, cutting and laying styles, using mixed materials and cement-based adhesive. You will work on your own project with individual attention and lots of group discussions and lectures.

SONIA KING mosaic artist, educator, author

July 23–28 Five Days £536
Intermediate/Advanced 5D7134

Mosaics – the principles of making

Advance your skills in planning, drawing and designing a mosaic project. Support on creating your own brief, sourcing materials, ideas and designs, will be offered throughout the making process and guidance given on colour, texture and light.

EMMA BIGGS artist, author, mosaicist

July 23–28 Five Days £526
Intermediate/Advanced 5D7135

Design and make mosaics

Start the process of making by discussing and selecting a theme, then learn the planning stages of a project and select materials for your mosaic. Consider colour, texture and light throughout the making process, using a variety of different techniques. The course includes a lecture on 20th century mosaic design.

EMMA BIGGS artist, author, mosaicist

July 29–August 4 Summer School £691
Suitable for all SS7148

Garden mosaics – pebbles, marble and treasures

Create mosaics using a mixture of hand cut marble, pebbles, slate and your own treasures. Explore two setting methods and develop design ideas to make a square and a round mosaic for your garden.

HILARY SHAND mosaic artist

August 25–28 Long Weekend £359
Suitable for all LW7191

Mosaics – material exploration

Explore mosaics working with a range of materials including ceramic, stone and glass. You will learn how to break these materials up, how this process widens the medium's potential and then use this knowledge to develop your own designs.

VANESSA BENSON mosaic artist

September 15–17 Weekend £237
Suitable for all WE7241

Student profile:

Mike Jennison

“ My wife and I first experienced West Dean on a summer school three years ago, I chose stained glass and she chose painting. It was 'love at first course' and that same week we decided to enrol on the Foundation Diploma in Art and Design (FDAD). ”

I used the FDAD to try out a series of crafts. Whilst many of my peers were concentrating on drawing and painting, I wanted to get a feel for a range of different subjects. In silver I tried stone setting, which was remarkably detailed and boxmaking, which was easier than I imagined. Sheet metal sculpture was

quick while woodcarving was calm and soothing. An introduction to clockmaking was truly fascinating and blacksmithing was elemental, raw, fun.

The tutors are not just masters of their trade but also excellent teachers and discussions with them are often fascinating.

There's a sense of camaraderie with fellow students. As for West Dean itself, the range of courses is outstanding and the surroundings are glorious in any season. ”



JEWELLERY AND ENAMELLING

Enamelling 19
Jewellery 20-21
For Taster Courses see pages 44-47



Enamelling

Enamelling on copper – art and craft

Through demonstrations of a range of techniques learn how designs, pictures and beautiful enamelling effects can be achieved on copper sheet, small dishes and bowls. Information is given on kilns and materials and you can expect to make striking pieces working with coloured enamels.

PAT JOHNSON skilled enameller on copper

April 23–27 Four Days £426
Suitable for all 4D6928

Enamelling for beginners

Discover the alchemy of enamelling by practising on copper and progressing to simple silver jewellery. Learn how to translate colour and texture ideas and the techniques of using fine wires and metal leaf.

SHEILA R MCDONALD artist, enameller, jeweller

April 28–30 Weekend £251
Beginners WE6938

Enamelling on silver

Create personal designs in coloured enamels on silver. Both beginners and those with some experience will learn basic techniques or improve their skills. Receive expert tuition in the techniques of cloisonné, champlevé, plique-à-jour and the use of foils.

JOAN MACKARELL artist enameller

June 15–18 Long Weekend £344
Suitable for all LW7048

Contemporary enamel – altered surfaces and sensitive sifting **NEW**

Explore the application of enamel on altered metal surfaces to create jewellery. Working in copper with the option of also using silver, begin by investigating methods of patterning and texturing. Then use the sifting technique which enables the enamel to interact and be altered by the underlying surface. You are encouraged to develop your ideas by experimenting and exploring these processes in depth before making finished items of jewellery.

JESSICA TURRELL studio artist, enamel researcher

August 5–11 Summer School £691
Intermediate/Advanced SS7156

Enamelling for beginners

Please see WE6938 for further information.

SHEILA R MCDONALD artist, enameller, jeweller

August 18–20 Weekend £251
Beginners WE7169

Enamelling copper bowls

Explore the beauty of fired enamels. Beginners will learn basic techniques and create simple, attractive bowls while experienced enamellers will develop more elaborate designs by carving through layers of enamel to reveal the colours below. Design and technical advice will be on hand.

PAT JOHNSON skilled enameller on copper

September 10–14 Four Days £446
Suitable for all 4D7226

A dialogue with enamel – exploring process

Focus on the techniques of champlevé, basse taille and cloisonné on silver, and explore ways of mixing, layering and juxtaposing colour. Aimed at enamellers with experience who wish to extend their current practice, you can choose to make a small silver and enamel dish using etching, hammering and stamping to add texture and detail.

JANE SHORT award-winning enameller

September 24–29 Five Days £526
Intermediate/Advanced 5D7264



Jane Short

Jewellery

Traditional and contemporary stone setting

Broaden your understanding and skills in stone setting through an exploration of the techniques used for bezel, crown, bead/grain and flush settings. Practise with inexpensive stones, learn to make basic tools and to use the pendant motor and burrs.

PENNY DAVIS jewellery designer and enameller

April 3–6 Three Days £344
Intermediate/Advanced 3D7304

Jewellery in wood with silver and pearl inlay

Learn how to make contemporary sculptural jewellery using wood with silver inlay and pearls. You will design and make a wooden pendant inlaid with small silver dots and then make a pendant or ring with a silver line or embedded pearl.

SARAH KING contemporary jewellery designer

April 7–9 Weekend £243
Suitable for all WE6901

One day jewellery workshop

A practical workshop with help given on an individual basis to develop your designs for making jewellery. The development of ideas through drawing will be encouraged and help then given to realise the idea in three-dimensions. Techniques are demonstrated according to your needs. Beginners will be given a set project to introduce the basic techniques of working with silver. Please note: if you would like to make small silver items you should book onto a silversmithing one day workshop (found in the Metal category).

SARAH MACRAE studio jeweller, teacher

April 18 One Day £111
Suitable for all 1D6918

Wild jewellery – re-cycle, re-craft

Learn how to make jewellery from those little things you love to collect – from the beach, the woods and urban finds. The useful techniques of threading, crocheting, wirework and working with resin are demonstrated, allowing experimentation with these materials to make quirky individual jewellery.

SARAH DREW maker of recycled jewellery

May 7–10 Three Days £349
Suitable for all 3D6961



Zoe Arnold

Contemporary decorative embroidery **NEW**

Please see page 48 for further information.

HARRIET FRANCES STILES hand embroidery, adornment designer

May 12–14 Weekend £237
Suitable for all WE6973

Making jewellery in silver

Explore ideas for a piece of jewellery in silver and be guided through the designing and making process. Begin by communicating your concept in simple drawings, then with one-to-one tuition, you will learn a range of techniques in general fabrication, surface decoration (including roller-printing and etching) and finishing.

SARAH MACRAE studio jeweller, teacher

May 14–19 Five Days £526
Suitable for all 5D6983

Containment and display – jewellery boxes **NEW**

Create a box in which a piece of jewellery can sit and be viewed when not being worn. Working with an existing frame or container, you will make alterations to produce a box that both enhances and gives a narrative to your jewellery. Bring your own found materials to work with, such as wood, mirror, fabric and photographs.

ZOE ARNOLD artist jeweller

June 11–15 Four Days £426
Intermediate/Advanced 4D7043

One day jewellery workshop

Please see 1D6918 for further information.

SARAH MACRAE studio jeweller, teacher

June 20 One Day £111
Suitable for all 1D7059

Contemporary and traditional bead threading

Learn the art of bead jewellery to a professional standard. After familiarisation with tools and threading techniques, make a range of necklaces which may include antique and semi-precious beads.

PENNY DAVIS jewellery designer and enameller

June 23–25 Weekend £247
Suitable for all WE7305

Argentium silver – fusing and fabricating NEW

Explore the technology and techniques required to work with Argentium Sterling Silver – an alloy developed with tarnish and fire stain resistance. You will learn the process of fusing and fabricating without using solder. Demonstrations are followed by hands-on experience to create and finish many items, including a box clasp, as you gain an understanding of the differences and the characteristics of Argentium silver.

RONDA CORYELL jeweller, Argentium silver expert

June 26–29 Three Days £329
Intermediate/Advanced 3D7070

Colourful beads in non-precious materials NEW

Make colourful beads to create jewellery using a range of materials and low-tech techniques. Work with paper, wood, resin, other plastics and fabric with further colour introduced through paint, thread and dye. Lots of demonstrations and inspiration will be given.

KATHIE MURPHY jeweller using colourful resin

July 14–16 Weekend £255
Beginners/Intermediate WE7114



Nancy Megan Corwin

One day jewellery workshop

Please see ID6918 for further information.

SARAH MACRAE studio jeweller, teacher

July 25 One Day £111
Suitable for all ID7137

Create your own jewellery – an individual approach

Develop a personal vocabulary of ideas for your jewellery making, whilst gaining making skills and learning new techniques relevant to your projects. The week begins with a short, structured project and then fabricating, decorating and joining will be demonstrated. You are encouraged to incorporate other materials in your jewellery – exotic hardwoods, shells, and found objects.

SARAH MACRAE studio jeweller, teacher

July 29–August 4 Summer School £691
Suitable for all SS7146

One day jewellery workshop

Please see ID6918 for further information.

SARAH MACRAE studio jeweller, teacher

August 30 One Day £111
Suitable for all ID7202

Making jewellery using mixed metals and stones

Explore the effects created by combining different metals in one piece of jewellery and learn basic stone-setting techniques. Develop an awareness of design issues arising from combining materials and learn how to plan your work to overcome these.

DAPHNE KRINOS renowned jewellery designer

August 31–September 3 Long Weekend £329
Intermediate LW7204



Ronda Coryell

Gold keum-boo on chased and repoussé silver jewellery NEW

Learn how to apply 24 carat gold foil using the keum-boo technique to chase and repoussé irregular surfaces. Follow a step-by-step process of making items with irregular and textured surfaces and then fuse the gold onto silver. The emphasis is on resolving the technical challenge of fusing gold onto uneven surfaces. You will leave with a basic understanding of how the process works and how to problem solve in your own studio.

NANCY MEGAN CORWIN jeweller, metalsmith, teacher, writer

September 3–8 Five Days £601
Intermediate 5D7215

Ring-linking with stones and beads for jewellery

Create an individual piece of jewellery as you master the techniques of chain mail or ring-linking, using semi-precious stones or beads to add colour, pattern and detail.

ALISON EVANS jewellery designer and maker

September 17–20 Three Days £329
Suitable for all 3D7243

Making decorative silver beads

Design and construct your own beads for use in your jewellery. Techniques covered include turning and etching as well as forming and constructing a hollow form. You also have the option of incorporating other materials such as copper, wood, Perspex, soapstone or silk in your work.

SARAH MACRAE studio jeweller, teacher

September 21–24 Long Weekend £329
Intermediate/Advanced LW7255

Make your own wedding rings

Create unique wedding rings for each other by re-using jewellery and metal or buying new metal.

Email bookingsoffice@westdean.org.uk to find out more.

METALWORKING

Blacksmithing and Metalworking	22-23
Silversmithing	23
For Taster Courses see pages	44-47



Blacksmithing and Metalworking

Creative blacksmithing projects

Work creatively in our forge to undertake individual projects whilst learning and extending your blacksmithing skills. In this active and energetic course, you can develop your own ideas and work towards completing your project. Bring outline ideas for discussion.

ANDREW SMITH MA RCA, blacksmith, metalworker, sculptor

April 17–21 Four Days £518
Suitable for all 4D6916

Medieval armouring – the 15th century Italian gauntlet NEW

Learn how to make armour by making a gauntlet. Using a world renowned Italian design of the 15th century as inspiration, we will work together to recreate at least one gauntlet each. You will learn how to hot and cold shape the metal, rivet, use leather and oil blacken the final piece.

GRAHAM ASHFORD armourer

May 4–7 Long Weekend £392
Beginners/Intermediate LW6951



Graham Ashford

Bold metalwork for the garden

Make real or surreal jungle flora and fauna from metal for your garden or home. Using bold copper forms and bright aluminium, explore the sculptural elements of leaves, vines and flowers.

MIKE SAVAGE RCA trained, metal sculptor

May 30–June 2 Three Days £389
Suitable for all 3D7012

Blacksmithing for beginners

Explore a range of forging techniques as you create a small candlestick or domestic item. Consider design and function as you learn how to manipulate metal using basic hand forging, the power hammer and fire-welding.

JAMES PRICE contemporary blacksmith and designer

June 16–18 Weekend £267
Beginners WE7052

Sculpting in metals

Make a three-dimensional object in metal and learn skills required, from developing the concept to finishing the surface. Begin with research sketches as you explore ideas and make a model. Then choose the appropriate metal – copper, steel or aluminium – and learn metalworking techniques as well as colouring and finishing.

MIKE SAVAGE RCA trained, metal sculptor

August 12–18 Summer School £773
Suitable for all SS7164

Blacksmithing

Using mild steel become familiar with the basic skills of the blacksmith to develop your designs and make successful objects.

ANDREW SMITH MA RCA, blacksmith, metalworker, sculptor

August 25–28 Long Weekend £398
Beginners LW7190



Sculpture from scrap

Take on the challenge of creating a sculpture from found metal objects assembled with blacksmithing techniques. You will visit a local scrapyard and then learn basic forging and joining processes. Next consider and respond to the design possibilities of your chosen recycled pieces, making a sculpture for your house or garden.

PETER PARKINSON RCA trained, artist blacksmith

September 11–15 Four Days £484
Suitable for all 4D7231

Sculpting with steel

Please see page 40 for further information.

ANDREW SMITH MA RCA, blacksmith, metalworker, sculptor

September 28–October 1 Long Weekend £384
Suitable for all LW7269

Silversmithing

General silversmithing with an emphasis on box making

Explore the traditional silversmithing techniques of raising, forging, sinking, box making, soldering and finishing. Advanced makers can concentrate on making hinges and joints.

JOHN NORGATE silver and goldsmith

May 5–7 Weekend £225
Suitable for all WE6956

One day silversmithing workshop

Beginners will be introduced to basic techniques to make small dishes and boxes including raising, planishing, soldering and forging. You will then progress to raised pieces which include the making and fitting of handles, spouts and lids. In box making you will learn how to score, bend and stamp metal, and make flush and spring joints. Please note: if you would like to make items of jewellery you should book onto a Jewellery one day workshop (found in the Jewellery category).

JOHN NORGATE silver and goldsmith

May 11 One Day £111
Suitable for all ID6968



Abigail Brown

One day silversmithing workshop

Please see ID6968 for further information.

JOHN NORGATE silver and goldsmith

June 1 One Day £111
Suitable for all ID7018

Hand engraving and carving on metal

Learn how to engrave and carve metal in low relief using the simplest hand engraving tools. Working on sample pieces of copper or silver, gain the confidence to experiment and progress to inlaying metal.

ANGUS MCFADYEN engraver, commissions, exhibitions

June 8–11 Long Weekend £329
Suitable for all LW7034

One day silversmithing workshop

Please see ID6968 for further information.

JOHN NORGATE silver and goldsmith

July 6 One Day £111
Suitable for all ID7090

General silversmithing – constructing and raising

Explore your own ideas for making silver objects and advance your skills on this in-depth course. Learn methods for creating and finishing forms in sheet metal using techniques such as press forming, casting and hand forging. The course combines contemporary and traditional approaches as you work on individual projects.

JOHN NORGATE silver and goldsmith

July 9–14 Five Days £526
Suitable for all 5D7104

Silversmithing – create vessels and sculptural jewellery

On this exciting ideas-led course, express your creativity working on individual projects ranging from a small bowl or vase to large, experimental jewellery. If you are a beginner, learn basic techniques. For the more experienced, develop your skills creating and finishing forms in sheet metal using techniques such as raising, planishing, soldering and press forming.

ABIGAIL BROWN award-winning artist silversmith

August 12–18 Summer School £691
Suitable for all SS7165



Silversmithing Summer School

Immerse yourself in silversmithing as you extend your skills and develop new and challenging ideas for your work. Each silversmith works on their own personal projects such as bowls, boxes and spoons, receiving tuition on a one-to-one basis. The tutor covers a vast range of metalworking techniques for forming, fabricating, assembling, joining and finishing – including making joints and hinges.

JOHN NORGATE silver and goldsmith

August 22–28 Six Days £691
Suitable for all 6D7183

One day silversmithing workshop

Please see ID6968 for further information.

JOHN NORGATE silver and goldsmith

August 29 One Day £111
Suitable for all ID7201

Moving metal – exploring press forming

Explore a variety of press forming processes to develop and test ideas and make your own piece of jewellery or a silver object. You will receive a practical introduction to press forming in base and precious metals, enabling you to create hollow forms and your own simple tools with confidence.

ANGELA CORK designer silversmith

September 14–17 Long Weekend £329
Suitable for all LW7234

MUSIC



Ukulele playing – beyond the basics NEW

Ukulele players with a grasp of the basics will pick up new techniques and build on knowledge, while working on chord inversions, strumming and playing complete pieces. (Music reading skills are not required.)

CLIVE HARVEY professional musician and teacher

April 9 One Day £111
Intermediate ID6902

A passion for song – for singers and piano accompanists

Gain experience performing music of your own choice from the classical song repertoire and in any language. Share insights motivating choice of music, broaden your artistic goals and learn how to address technical problems through masterclass-style sessions.

MARION RAPER vocal coach, piano accompanist
JOHN WAKEFIELD distinguished singing teacher and performer

May 28–30 Two Days £240
Intermediate/Advanced 2D7021



Chilingirian String Ensemble Summer School

The chance for amateur, young professional or student quartets or ensembles, to work closely with the celebrated Chilingirian Quartet. Study a repertoire of your own choice, with intensive, yet informal, daily coaching from the inspirational Chilingirian Quartet. Participate in collaborative ensemble playing sessions in the evenings and attend a public concert by the Chilingirian Quartet (see Events). An informal student recital will round off the course on the final afternoon

Generous bursaries are available for music students and young professionals. Please contact the Bookings Office for further details or download from our website.

CHILINGIRIAN QUARTET world celebrated ensemble, inspirational teachers

July 12–16 Four Days £506
Intermediate/Advanced CQ7108

West Dean International Classical Guitar Festival 2017

Outstanding learning and performing opportunities for classical guitarists of all ages (16 and above) through repertoire and technique classes, ensemble playing, guitar orchestra, student concerts, individual lessons and solo masterclasses. Working with internationally acclaimed artists you will study in an ensemble group according to your level (Grade 2 and above).

Includes a guitar open day and an evening concert series with performances by Pavel Steidl, Vincent Lindsey-Clark, Gaëlle Solal and the Katona Twins.

Bursaries are available for 16 to 24 year old students – please contact the Bookings Office for further details.

Sponsored by Classical Guitar Magazine, Classical Guitar Centre Birmingham, D'Addario Foundation and José Ramírez Guitars.

FESTIVAL DIRECTOR: ANDREW GOUGH classical guitarist, ensemble director and teacher
with AMANDA COOK, CRAIG OGDEN, LIZ LARNER, TROND DAVIDSEN, PAVEL STEIDL and VINCENT LINDSEY-CLARK

August 19–24 Five Days £525
Suitable for all CG7172

Haydn and the symphony – music appreciation NEW

Through 104 symphonies, Haydn developed the classical style from relatively simple beginnings to the height of sophistication, wit and power and he did so primarily through the forms of string quartet and symphony. We will unpick the symphonies, examine the whole picture and select some of the finest works, culminating in the miraculous series of twelve written for his two visits to London.

ROY STRATFORD pianist, conductor and lecturer

September 22–24 Weekend £235
Suitable for all WE7258

PAINTING

Botanical Art	25
Mixed and Other Media	25-26
Painting – Subject Led	26-28
Painting – Oils	28-29
Painting – Water Based	29-30
For Taster Courses see pages	44-47



Jo Dixon

Botanical Art

Painting luscious tulips in watercolours

Study the anatomy and form of tulips and reproduce their vivid colours and distinctive shapes while developing your skills in essential watercolour techniques.

SANDRINE MAUGY botanical artist and writer

May 19–21 Weekend £233
Suitable for all WE6990

Botanical painting – summer vegetables

Paint characterful summer vegetables from West Dean's kitchen garden using watercolours. Learn accurate observation and successful colour mixing to create a detailed portrait.

MARIELLA BALDWIN published botanical artist

June 26–28 Two Days £228
Suitable for all 2D7065

Summer colours at West Dean – botanical painting

Inspired by West Dean Gardens, learn essential watercolour painting techniques and gain the confidence to produce colourful plant portraits. Study colour mixing, the depiction of details such as serrated edges and veins, and the use of wet-in-wet.

SANDRINE MAUGY botanical artist and writer

July 9–13 Four Days £438
Suitable for all 4D7101

Botanical drawing NEW

Learn to create vibrant, clean colours and realistic textures with techniques such as underpainting, layering and embossing. Working from seasonal subjects, these techniques will show you how to add depth, realism and interest to your finished colour pencil work.

ANN SWAN SBA – award-winning artist and author

August 18–20 Weekend £225
Intermediate WE7167



Ann Swan

Botanical painting – luscious berries NEW

Explore watercolour techniques required to paint luscious, ripe summer berries bursting with juice. Techniques include observation drawing, composition, colour mixing and application using both wet-in-wet and dry-brush. Complete a botanical study with excellent resource notes for future work.

MARIELLA BALDWIN published botanical artist

August 28–September 1 Four Days £429
Suitable for all 4D7200

Mixed and Other Media

Experimental collage NEW

Explore collage as a creative force, in itself, and as an inspirational tool in other art forms such as drawing and painting. Experiment with technique, colour, composition and the drawn line using a range of paper-based materials.

ANNABEL TILLEY artist, writer, curator

April 9–11 Two Days £235
Suitable for all 2D6904

The instant sketchbook

Reboot and re-energise your practice with an instant sketchbook. Make one, fill one and make another. Experiment with drawing, collage, composition and colour.

ANNABEL TILLEY artist, writer, curator

May 26 One Day £121
Suitable for all 1D7000



Mixed media images – paint, print collage

Study colours, patterns and textures and learn techniques for applying paints, dyes and inks to develop your ideas into samples or a finished piece.

JO DIXON artist, printmaker, teacher

May 29–June 1 Three Days £349
Beginners/Intermediate 3D7009

Visual language – marks, textures and surface

Playfully investigate mark-making on paper to develop and build your visual language. Discover new ways of working with traditional and found tools, and explore the alchemy of chance as materials interact with each other. Through experimentation with different processes and surfaces you will create a personal reference book that will underpin and inform your practice.

JILLY MORRIS abstract textural artist

July 9–14 Five Days £536
Suitable for all 5D7102



Jilly Morris

Experimental watercolour with mixed media NEW

Watercolour is bold, brave and unpredictable, combine its versatile qualities with contrasting textures of different media to make dynamic and personal work. Experiment with materials and processes including the colour palette, lines, marks, textures, composition, washes, brush techniques and surfaces. Learn techniques with paint, wax, tissue, ink and pastels as you develop skills to draw and paint with confidence.

CHRISTINE FORBES drawing, painting, Chinese methods

August 5–11 Summer School £691
Intermediate SS7154

Mixed media, collage and process

Uncover the potential of graphic media and material combinations to inspire your work. Through a sequence of interlinked projects you are encouraged to experiment with ideas and materials including inks, stencils, layering and imagery.

MARK CAZALET contemporary British artist

August 27–September 1 Five Days £546
Suitable for all 5D7194

Painting still life – towards abstraction

Many artists reach a stage when representation is not enough for personal expression. Learn to respond directly to still life using mixed media to explore line, form, colour and texture. Through a series of exercises get to know the objects and develop confidence in stripping away the superfluous to capture the essence.

NICK BODIMEADE painter, printmaker, tutor

September 10–15 Five Days £533
Intermediate/Advanced 5D7228

Painting – Subject Led

Pastel painting

Examine different approaches to pastel painting with a focus on colour and mark-making. Using gesso, acrylic paint and chalk pastels, work from sketches made outside in West Dean Gardens, returning to the studio to develop compositions.

SARAH BEE pastel painter

April 9–13 Four Days £426
Intermediate/Advanced 4D6907

Structure and composition in painting

Develop your intuitive sense of composition and design through an imaginative series of practical studies focusing on shape, colour, tone, texture, rhythm and space. Experimentation is encouraged to get your ideas flowing as you learn how to establish your own framework.

MAXINE RELTON enthusiastic, lively, active teaching

April 16–21 Five Days £526
Intermediate/Advanced 5D6915

The visual language of paint NEW

Through practical processes explore the concept of paint as both medium of expression and a rich language of its own. Discover the vocabulary of mark-making, surfaces and consistencies that can be made with paint to make inspired and informed choices in your work.

EMILY BALL painter and author

April 20–23 Long Weekend £329
Intermediate/Advanced LW6921

Abstract painting – expressive possibilities

An introduction for all painters to the building blocks that underpin the expressive possibilities of abstract painting including form, colour, painted paper collage, line, composition, space and narrative.

ROBERT SOSNER MA, professional painter

May 12–14 Weekend £228
Suitable for all WE6970



Abstract values in landscape painting NEW

Observe and respond to West Dean's landscape using the medium of your choice (wet or dry). Develop your own expressive responses with studies made in the landscape. Guidance is given on composition and gesture, lights and balancing tones, colour theory and colour traditions, with reference to British landscape painting, 20th century techniques and developments in abstract picture making.

JOHN MEAKER artist, teacher, lecturer

May 21–26 Five Days £526
Intermediate/Advanced 5D6997

Life painting – five approaches

Explore five distinct approaches towards life painting: the classical tradition, the singular stroke, the painted line, the expressive stroke and the form abstracted. Utilise the methods and attitudes of artists representative of key periods in the evolution of the painted figure. Learn how to apply past techniques to discover new strategies within your own work.

JOHN T FREEMAN painter, etcher, author

June 4–9 Five Days £599
Intermediate/Advanced 5D7026

Abstract painting – breakthrough day NEW

Through dialogue exchange and tutorial find ways to breakthrough an aspect of your painting to change or transform your work.

ROBERT SOSNER MA, professional painter

July 1 One Day £111
Intermediate/Advanced 1D7076

Colour, tone and division: thinking visually about painting

Think visually about painting and focus on what makes it worth looking at and what gives it visual intensity, regardless of the subject. Through a series of exercises investigate colour, tone and division, to enhance the visual power of your paintings.

MATTHEW COLLINGS artist, writer and broadcaster

July 23–28 Five Days £526
Intermediate/Advanced 5D7132

Painting in egg tempera NEW

Discover the art of this ancient painting technique and how to make it your own to enrich your knowledge of pigments, surface, colour and composition. Techniques include preparation of panels, pigments, emulsions and painting techniques, as you explore this wonderful medium.

MAZ JACKSON egg tempera painter, printmaker

August 5–11 Summer School £711
Suitable for all SS7153

Experimental watercolour with mixed media NEW

Please see page 26 for further information.

CHRISTINE FORBES drawing, painting, Chinese methods

August 5–11 Summer School £691
Intermediate SS7154



Abstract painting – finding your voice

Gain an in-depth insight into the various forms of picture construction and expressive possibilities in abstract art, whilst you find your own voice within this exciting format. Learn how to analyse pictorial elements including form, narrative, composition, spatial relationships, colour, line and layering, and how they can create different outcomes in your painting.

ROBERT SOSNER MA, professional painter

August 12–18 Summer School £694
Suitable for all SS7158

Make and prepare materials NEW

Learn everything you need to know about preparing your art surfaces, including using canvas, linen, stretching, priming and making gesso.

REBECCA PARTRIDGE RA contemporary artist

August 24 One Day £134
Suitable for all 1D7184

Portrait painting – all media

Study the fundamentals of portrait painting to achieve a likeness through drawing, proportion, tonal values and colour. Choose your own medium, including paint or pastels.

ANDREW FITCHETT painter

September 1–4 Long Weekend £359
Suitable for all LW7210



Exploring colour in the Fauvist manner

Paint colourful, vibrant and energetic works in the Fauvist style. You are introduced to the ideas of artists such as Derain, Dufy, Matisse and Vlaminck and learn to experiment using colour with spontaneity and freedom. Subjects include still life, the nude and landscapes.

JENNY TYSON painter

September 3–7 Four Days £442
Intermediate/Advanced 4D6942

Pastel painting

Please see page 26 for further information.

SARAH BEE pastel painter

September 10–14 Four Days £426
Intermediate/Advanced 4D7281

Expressive painting from nature NEW

Painting outdoors and in the studio, you will use mark-making to produce a rich tapestry of sensations and textures from nature, then create expressive paintings of your experience. Work in black and white with acrylics, inks, oil bars, graphite powder and felt tips, which provide a fantastic opportunity to explore light, space, atmosphere and loosen up your mark-making.

EMILY BALL painter and author

September 17–22 Five Days £526
Intermediate/Advanced 5D7246

Talkative colour

Examine the ways in which colour can express emotions, influence, alter mood and communicate ideas. Develop a sound grasp of colour mixing, colour theory and an awareness of colour in all its contexts.

MAXINE RELTON enthusiastic, lively, active teaching

September 24–27 Three Days £339
Suitable for all 3D7260

Painting – Oils

Beginners portrait painting in oil

A step by step introduction to using oils while learning how to paint a portrait of the model's head. Techniques include palette preparation, underpainting, mark-making, colour, tone, and composition.

GEORGE POPESCO Royal Academy fine artist

April 14–16 Weekend £257
Beginners WE6911

Portrait painting in oils

Develop your oil painting skills through intensive work on a long pose. After a number of drawn studies, individual guidance is given on composition, proportion, tone and colour mixing.

ADELE WAGSTAFF Slade, portrait painter, author

May 19–21 Weekend £254
Intermediate/Advanced WE6988



Painting townscapes in oils

Explore ways to depict light and movement as you capture the townscape in oils. Painting outside in Midhurst and Chichester; you will develop work back in the studio.

TOM BENJAMIN landscape painter in oils

May 29–June 2 Four Days £426
Intermediate/Advanced 4D7013

Portrait in oils – likeness and character

Discover tonal colour mixing and the sculptural qualities of oil paint, to achieve lively approaches to the portrait in oils.

GEORGE POPESCO Royal Academy fine artist

June 16–18 Weekend £252
Suitable for all WE7049

Painting still life in oils for beginners

A thorough introduction to painting with oils from still life. Gain confidence and understanding of this wonderful medium with structured exercises and expert guidance.

GEORGE POPESCO Royal Academy fine artist

July 14–16 Weekend £249
Beginners WE7217

Painting trees and woods in oils

Work in the arboretum at West Dean and Kingley Vale woods painting directly in the landscape. Look at how to get a sense of form and growth in paintings and approaches to composition to create form, texture and light. Studies are also made in the studio of tree branches and roots, working on both quick studies and one or more finished pieces.

TOM BENJAMIN landscape painter in oils

July 29–August 4 Summer School £691
Suitable for all SS7142



Coastal landscape painting

Paint the landscape and Chichester Harbour coastline through direct observation. Make painting studies outdoors, as you learn how to manage the changing elements of light, shadow and colour. Capture the characteristics and features of land, coastline and sky, and develop methods of evolving and experimenting with preparatory sketches to complete paintings back in the studio.

GEORGE POPESCO Royal Academy fine artist

August 20–24 Four Days £426
Intermediate/Advanced 4D7175

Portrait painting in oils

Develop a personal style and improve your oil painting techniques whilst achieving a likeness. Explore how to use composition to enhance the sense of the sitter and ways of using the wonderful qualities of oil paint to represent light on skin.

FELICITY GILL professional portrait painter

September 8–10 Weekend £257
Intermediate WE7219

Oil painting for beginners

Discover the fundamental techniques, methods and theories when painting with oils. Gain confidence using and applying oils with brushes and knives, colour and tone theory, and the use of paint mediums.

JOHN T FREEMAN painter, etcher, author

September 22–24 Weekend £225
Beginners WE7257

Oil painting – the nude NEW

Develop your skills in painting the expressive visual force of the human form. Techniques include sketching with oil to create a direct painterly response, spontaneity and descriptive analysis through carefully structured sessions.

GEORGE POPESCO Royal Academy fine artist

September 29–October 1 Weekend £247
Intermediate/Advanced WE7272



Painting – Water Based

Watercolour painting for beginners

Learn to handle brushes, use colour and study form and composition as you paint in watercolour.

CHRISTINE FORBES drawing, painting, Chinese methods

April 7–9 Weekend £225
Beginners WE6898

Chinese brush painting – flower shapes and colours NEW

Examine the structure of each flower through drawing exercises to bring a sense of life to your paintings. Learn how to depict each flower with freestyle brush strokes, the brush techniques to make different marks, and how to develop these into flower shapes. Then learn about composition, space, the Chinese style and how to back your paintings onto a surface ready for display.

MAGGIE CROSS painter, traditional Chinese brush

April 23–28 Five Days £526
Suitable for all 5D6929

Freedom in watercolours for beginners

Learn a fresh approach to watercolour painting through a series of set projects with guidance on composition and materials. Demonstrations are given on techniques as you explore this versatile medium.

JULIE COLLINS artist, author

May 5–7 Weekend £235
Beginners WE6949

Watercolours – atmosphere through light and texture

Paint landscapes outdoors, paying particular attention to mood and atmosphere as you develop a personal style of mark-making, colour and composition.

BRIDGET WOODS watercolourist, author: landscape, life

May 14–19 Five Days £526
Intermediate/Advanced 5D6982

“

The tutor had a lot of enthusiasm and was very encouraging and positive.”

Kate Tugwell,
Portrait painting in oils



Acrylic ink painting – movement and vibrant colour

Create vibrant and dynamic studies with this versatile medium. Start with observational drawing, then experiment with translucent and opaque brushwork techniques. Build your confidence with acrylic ink as you learn to work intuitively. Discover how paper behaves in relation to ink flow as you develop your ideas through to personal conclusions.

CHRISTINE FORBES drawing, painting, Chinese methods

May 26–29 Long Weekend £354
Suitable for all LW7005

Confident watercolour painting

Explore the use of water, paper and pigment and learn how to extend your choices fully to produce more individual work as you develop your own painting style.

BRIAN SMITH professional watercolour specialist

June 18–21 Three Days £329
Suitable for all 3D7056

Watercolour painting – loosen up without losing control

The simple materials of water, paper and pigment can be used creatively in a variety of different ways. Learn how to consider these choices fully to produce individual work and develop your own painting style.

BRIAN SMITH professional watercolour specialist

July 7–9 Weekend £225
Suitable for all WE7094

Expressive watercolours

Use both technical and spontaneous methods of painting. Work from still life, landscape and photographic imagery to combine different subject matter into a cohesive painting. Explore colour, form, brush and wash techniques to define thoughts and ideas in a truly personal way.

CHRISTINE FORBES drawing, painting, Chinese methods

July 14–17 Long Weekend £329
Intermediate LW7115

Iridescence in watercolour painting NEW

Explore the fascinating qualities of light and colour through a study of natural iridescent forms such as, feathers, minerals, insects and shells. Learn how to build paint optically to create a colourful study.

SUZANNE BALCHIN Camberwell College, fine watercolourist

July 21–23 Weekend £225
Intermediate WE7128

Large scale watercolour painting – the abstract nude

Learn the techniques and skills to paint with watercolour on a large scale, and explore the freedom this versatile medium offers in a contemporary way.

DONG LI-BLACKWELL MA watercolour painter

August 24–27 Long Weekend £394
Intermediate/Advanced LW7186

Watercolour painting for beginners

Learn to handle brushes, use colour and study form and composition as you paint in watercolour.

CHRISTINE FORBES drawing, painting, Chinese methods

September 1–3 Weekend £225
Beginners WE7207

Watercolours – exploring texture and pattern NEW

Learn how to plan and make more complex watercolour paintings on this practical and experimental course. Working from still life and plants, you will consider composition, colour and tone. You then learn where and how to introduce texture and pattern using materials, tools and techniques.

JULIE COLLINS artist, author

September 19–22 Three Days £339
Intermediate 3D7250



PHOTOGRAPHY

Photography and Digital Image Manipulation 31-32
Film and Animation 32
For Taster Courses see pages 44-47



Photography and Digital Image Manipulation

Digitally printed textile design

Please see page 50 for further information.

EMMA BURTON RCA trained, printed textile designer

April 9–12 Three Days £344
Beginners/Intermediate 3D6905

Macro photography NEW

Explore the huge creative potential of macro and close-up photography, leading to visually arresting images that encourage the viewer to see the world anew. Flowers, insects, intimate landscapes and manmade objects will all be covered, with tips and tricks to help you perfect your technique and create showstopping pictures.

TRACY HALLETT photographer, editor, author

April 14–16 Weekend £235
Suitable for all WE6913

Digital seascape photography

Improve the artistic quality of your coastal and seascape photography on location as you learn about composition and settings. Back in the studio use Adobe Lightroom software as both a correctional and creative tool to enhance your images.

NEIL CRIGHTON international photographer and teacher

May 2–5 Three Days £344
Beginners/Intermediate 3D6947

Black and white digital photography

Explore the power of black and white photography. We live in a world of colour, but when it is removed, attention shifts revealing an abstract world. Discussion and image analysis are used to engage with this topic. (Camera know-how is required.)

IKSUNG NAH fine art landscape photographer

May 10–12 Two Days £235
Intermediate 2D6966

Mindful photography – making room for creativity NEW

Mindfulness is the art of paying attention. Heighten your visual awareness and experience the creative potential of a clear, quiet mind with a mindfulness-based approach to photography. Through short guided meditations and practical exercises, you will connect to yourselves and the world around you, leading to unique, purposeful pictures.

TRACY HALLETT photographer, editor, author

May 29–June 1 Three Days £344
Suitable for all 3D7011



Tracy Hallett



Matilda Tristram

Gain control of your DSLR camera

Maximise the quality of the images you capture by investigating the multitude of features on your DSLR camera. The mystifying layers of technical jargon are stripped away as your confidence and skills are developed.

TIM SAVAGE digital photographer, author and trainer

June 2–4 Weekend £235
Beginners/Intermediate WE7022

Printing with light – photograms on paper and fabric

Please see page 51 for further information.

BARBARA GUNTER-JONES printed textile artist

June 11–14 Three Days £360
Suitable for all 3D7041

Digital photography – capturing colour in the garden NEW

Capture the summer colour in West Dean Gardens and gain a greater understanding of how to compose abstract and realistic garden pictures. Learn to observe how lighting affects colour and composition. Suitable for those with a digital SLR or advanced compact camera.

JACQUI HURST editorial/garden photographer

June 16–18 Weekend £235
Beginners/Intermediate WE7050

“My skills have improved and I will continue to build on the knowledge I gained from this experience.”

Kathy Whymark,
Digital portrait photography using natural light

Digital portrait photography using natural light

Learn how to get the best out of your subjects in any situation – whether on the street, at home or at a wedding with your DSLR camera. Using available light (no studio lighting) take fresh, interesting photos that really capture the mood and personality of a person. A working knowledge of Photoshop or Lightroom is required.

ANDREW HASSON professional freelance photographer

July 20–23 Long Weekend £351
Intermediate LW7126

An introduction to Photoshop for textile design

Please see page 52 for further information.

SAM PICKARD printed textile designer/maker and **PETER BISHOP** graphic designer, Adobe certified instructor

July 25–28 Three Days £349
Beginners/Intermediate 3D7138

Creative digital photography

Explore a wide range of photographic genres and techniques to enhance your understanding of digital photography, and give you the control to take your creativity to new levels. Learn the essentials of light, composition, the use of lenses and camera settings. Expect to work on a range of set projects encompassing landscape, street photography, close ups, portraiture, special effects, working to themes and more.

ROY MATTHEWS freelance photographer, teacher

July 29–August 4 Summer School £721
Suitable for all SS7145

Gain control of your DSLR camera

Please see WE7022 for further information.

TIM SAVAGE digital photographer, author and trainer

August 28–31 Three Days £344
Beginners/Intermediate 3D7197

Walking with your camera – a photographic journey

On daily guided walks of around five miles, learn how to successfully photograph impressions of the countryside with your digital camera. Study how light can influence the mood of an image and which camera settings to use as you make a visual journal.

JACQUI HURST editorial/garden photographer

September 21–24 Long Weekend £344
Intermediate LW7253

Film and Animation

Introduction to collage animation NEW

You will learn how to animate under a smart phone (iPhone or Galaxy) or a DSLR camera using drawings, photographs or other found images, with an experimental, artistic approach. Leave with skills to make professional-looking collage animations at home.

MATILDA TRISTRAM RCA trained children's author and animator

June 26–28 Two Days £225
Beginners/Intermediate 2D7066

Introduction to stop frame animation NEW

Make your own animated film using frame-by-frame techniques. You will learn how to animate under a camera using models (made by you), found objects or mixed media. Explore narrative structure and leave with skills to make professional looking stop-motion animations at home. You will need to bring a smart phone (iPhone or Galaxy) or a digital stills camera.

MATILDA TRISTRAM RCA trained children's author and animator

August 21–24 Three Days £334
Beginners/Intermediate 3D7179

POTTERY AND CERAMICS

For Taster Courses see pages

44-47



Throwing and turning for beginners

Gain confidence in making pots on the potter's wheel. With exclusive use of your own wheel learn how to prepare the clay and then practise the art of throwing with demonstrations and individual guidance from the tutor.

JON BARRETT-DANES potter, animal sculptor, teacher

April 7–9 Weekend £254
Beginners WE6900

A throwers' workshop

Explore and develop your ideas and designs for wheel-made forms and build on your throwing skills. You have your own wheel throughout the course and a range of stoneware clays, with an earthenware clay also available. Many practical points are discussed and demonstrated and particular attention is paid to the relationship between function and form.

ALISON SANDEMAN established potter and teacher

April 13–17 Four Days £481
Intermediate/Advanced 4D6910

Tile making – carving, stencilling, inlaying

Learn about the fascinating process of tile making as you make a carved set of tiles. Other techniques will be explored using your designs and include slip decoration techniques, stencilling and inlaying.

RICHARD MILLER potter, tile maker

April 28–30 Weekend £243
Suitable for all WE6937

Form, function and family – wheel thrown porcelain

Learn how to use throwing and turning to make a group of functional forms that contain a visual narrative. Consider how scale, shape, function and decoration bring a sense of coherence to a maker's work; these elements are integral to developing your voice.

CHRIS KEENAN thrown and turned porcelain

May 4–7 Long Weekend £402
Intermediate/Advanced LW6950

Modelling ceramic animals NEW

Learn how to make clay animals using a contemporary technique that is loose, expressive and breaks all the rules. Through a series of short demonstrations you are shown how to bring life, energy and grace to your work. Great for beginners and experienced artists alike. Typically you will make one sculpture per day.

JAMES ORT sculptor in clay

May 7–10 Three Days £374
Suitable for all 3D6962

Throwing large – exploring form in ceramics

Gain the confidence and skills to throw larger pieces of work in porcelain. Methods explored are slapping the clay and pounding it out with the fist, throwing the clay up, making a slip and assembling the thrown pieces together. You will also learn how to glaze the work by spraying and gain a basic knowledge of expanding glazes with colour using line blends.

TANYA GOMEZ RCA trained, ceramist

May 12–14 Weekend £295
Intermediate WE6976

Firing pots with wood NEW

This dynamic course has been developed to use the wood fired kiln at the Cass Sculpture Foundation, five miles from West Dean College. Based in the pottery at the College, there will be trips out to Cass for the packing, firing and unpacking of the kiln. Working with your own pre-fired pots, you will glaze and decorate your work and then play an active part in the whole firing process.

ALISON SANDEMAN established potter and teacher

May 14–19 Five Day £606
Intermediate/Advanced 5D6984



Nuala O'Donovan

Throwing and turning for beginners NEW

Work on your own potter's wheel as you develop your own designs inspired by the ceramic collection at West Dean College. You are shown key techniques, including how to prepare and work with clay.

JO DAVIES ceramicist, potter, teacher

May 19–21 Weekend £254
Beginners WE6993

Exploring Japanese pottery

Explore simple Japanese pottery techniques to make vases, bowls, mugs and plates. Techniques covered include spiral wedging, hand building (Tebineri), wet slab making (Katatsukuri) and leather hard slab building (Itatsukuri). Then learn brush drawing or printing techniques to decorate your pots.

RIE TSURUTA MA RCA, ceramist

May 26–29 Long Weekend £372
Beginners/Intermediate LW7008

Practical glazing day

Come back to West Dean College to glaze pots you have made on one of our pottery courses and left behind for firing.

ALISON SANDEMAN established potter and teacher

May 31 One Day £116
Suitable for all 1D7016

Throwing and turning for beginners

Experience throwing pots on your own potter's wheel with one-to-one tuition throughout the course, as you learn the techniques and processes for completing pots.

ALISON SANDEMAN established potter and teacher

June 5–7 Two Days £255
Beginners 2D7029

Exploring porcelain – throwing and handbuilding

Develop dynamic porcelain forms or containers by learning how to understand and exploit the intrinsic plastic quality of porcelain. Combine inventive shaping, forming and decorative techniques to create surface quality and pattern, integral to each form.

JACK DOHERTY ceramicist, porcelain vessels

June 26–29 Three Days £384
Intermediate/Advanced 3D7069

Throwing and turning for beginners

Work on your own potter's wheel as you develop your own designs inspired by the ceramic collection at West Dean College. You are shown key techniques, including how to prepare and work with clay.

TANYA GOMEZ RCA trained, ceramist

July 7–9 Weekend £254
Beginners WE7096

Sketching with paper clay – sculpture from nature NEW

Explore clay as a tool for three-dimensional sketching and develop skills in building complex patterns and forms using paper clay. Using materials from West Dean Gardens you will research and sketch patterns and natural forms to define what inspires you. These ideas will then be developed into three-dimensional forms using clay. The aim is to create beginnings rather than conclusions and support the exploration of ideas in sculpture using clay as a medium.

NUALA O'DONOVAN sculptor working in porcelain

July 9–14 Five Days £606
Intermediate/Advanced 5D7105

Hand built ceramics with coloured slips

Learn the technique of slab building in clay to make vessels, bowls and jugs. Create ceramic forms by joining slabs together and decorating with coloured slips ready for a bisque firing.

JANE ABBOTT colourful potter, experienced teacher

July 14–16 Weekend £242
Suitable for all WE7113

Clay, Smoke, Fire – throwing and raku firing

Develop both controlled and free throwing clay on the wheel as you focus on improving techniques. You will make a number of pieces on the wheel and some will be finished with raku firing in mind. Gain an understanding of Tim's resist slip firing method in several exciting and dynamic raku firings. An opportunity to learn from one of the featured experts on BBC2's *Great Pottery Throw Down*.

TIM ANDREWS clay, smoke, fire

July 29–August 4 Summer School £776
Intermediate/Advanced SS7147

Personalities in clay – exploring expression through throwing NEW

Whether you want to make pots to use, or individual abstract pieces, the wheel is a fantastic method of making forms which express a personality or the maker's creative voice. You will develop your understanding of the potential of clay to express ideas through form, surface, technique, skill and knowledge. Suitable for anyone who has developed throwing skills and wants to be able to make work that is individual and expressive.

KYRA CANE potter, mark-maker, author

August 5–11 Summer School £799
Intermediate/Advanced SS7157

Throwing and turning for beginners

Please see 2D7029 for further information.

ALISON SANDEMAN established potter and teacher

August 25–28 Long Weekend £364
Beginners LW7192



Celia Allen



Porcelain for beginners – throwing and turning **NEW**

Work on a potter's wheel using porcelain clay, often referred to as 'white gold' due to its beautiful translucent quality when fired to a high temperature. Taking inspiration from historical dining vessels, you are shown a number of techniques including how to make handles and surface embellishments. Suited to those who have previously completed a beginners throwing course.

JO DAVIES ceramicist, potter, teacher

August 31–September 3 Long Weekend £371
Intermediate LW7205

Portrait heads in terracotta – a visual approach

Please see page 40 for further information.

JON EDGAR sculptor

September 8–11 Long Weekend £373
Suitable for all LW7220

Throwing and turning for beginners

Please see WE7096 for further information.

TANYA GOMEZ RCA trained, ceramist

September 11–13 Two Days £254
Beginners 2D7229

Glazes, glazing and firing for potters

Through theoretical and practical sessions on stoneware and earthenware glazes, glazing techniques and kiln packing and firing, learn the all-important processes required to complete your ceramics. Please bring biscuit-fired test pieces suitable for 1260–1280°C.

ALISON SANDEMAN established potter and teacher

September 17–22 Five Days £576
Intermediate/Advanced 5D7247

Life modelling from the figure

Please see page 40 for further information.

GILBERT WHYMAN sculptor, clay, metal

September 21–24 Long Weekend £399
Beginners/Intermediate LW7252

Ceramic animal sculpture **NEW**

Learn how to make hollow animal sculptures from flat sheets of clay with modelled additions. Aided by demonstrations and working from your own drawings and photographs, you will seek to capture the essence of the animal and give your work a feeling of movement.

CELIA ALLEN ceramic animal sculptor

September 22–25 Long Weekend £374
Suitable for all LW7259



Student profile:

Gillian Marles

“My first course was a birthday gift and I loved the experience so was soon back for more. Although my work is creative (we run our own small graphic design consultancy)

I was keen to find a more personal creative outlet, so a short course was the perfect way to try something new.

Having got the 'pottery bug' on my first course I was soon back to improve my throwing skills.

I was surprised by how generous the tutor was with her knowledge and expertise; the support of the other students was also very affirming. And we had a real laugh! Staying at West Dean is always a treat too; the rooms are lovely, the bar is great, and there are beautiful buildings and gardens, it's a pleasure to be there.

I've met some great people - fellow creative spirits, and we've subsequently met up to share resources, skills and experiences which has really enabled me to improve my skills. I'm now selling a few of my pots in a gallery in Cornwall, so really West Dean College has created my practice from scratch.

I will definitely do more courses - I'm just at the beginning of my life with clay! ”

PRINTMAKING

For Taster Courses see pages

44-47



Wood engraving

Explore the potential of this small scale black and white art form for detail, atmosphere and dramatic graphic impact. From idea to complete print, develop a design, transfer it onto an endgrain wood block, engrave and then print it.

HARRY BROCKWAY wood engraver/illustrator

April 23–25 Two Days £225
Suitable for all 2D6927

Introduction to screenprinting

Discover how to use screenprinting techniques to produce multi-coloured design. Using paper cut stencils and water-based inks, learn how to create rich and fascinating imagery.

JANE SAMPSON MA fine artist/printmaker

May 5–7 Weekend £256
Beginners WE6952

Japanese woodcut printmaking **NEW**

Learn the basic techniques of Japanese woodcut using the relief woodcut process with watercolour inks. Printing by hand with damp paper allows the delicate transparency of a watercolour painting in print.

CHRIS DAUNT wood engraving blockmaker

May 26–29 Long Weekend £370
Suitable for all LW7006

Colourful woodcut printmaking

Learn all you need to know to make colourful, exciting and artistic woodblock prints. Develop skills in design, cutting, sharpening, inking and editioning from both black and white and multi-colour blocks. The course is a journey into tools, papers, opaque and translucent inks, pigments and printing methods, both by hand and with a press.

MERLYN CHESTERMAN woodblock printmaker and **ROD NELSON** author, woodblock printmaker

June 11–16 Five Days £567
Suitable for all 5D7044

Mastering Photoshop for screenprinting **NEW**

Working in both the computer suite and print studio, learn how to use photoshop to achieve the best possible results from your art. Techniques include artwork requirements, selection and colour separation, film positives, sizing and resolution, preparation and screen printing.

JANE SAMPSON fine artist/printmaker and **ANDY WHITE** MA

June 18–21 Three Days £359
Intermediate/Advanced 3D7057

Paper drypoint printmaking **NEW**

Using this versatile and expressive print method, explore mark-making, texture and emotion through the use of everyday tools. Techniques include collaged dry-point, creating tone, monochrome and colour.

MARY DALTON RCA master printmaker

July 14–16 Weekend £230
Suitable for all WE7111





Printmaking with lino

Enjoy the tutor's experimental and enthusiastic approach to lino. Equip yourself with technical skills and gain control of your printmaking to freely explore the medium's potential. Areas covered include reduction lino, making multi-coloured prints, using caustic soda on lino, and printing without a press.

DALE DEVEREUX BARKER Slade trained, linocut specialist

July 29–August 4 Summer School £741
Suitable for all SS7140

Hybrid printmaking

Experiment with multiple print methods within the same image to make unique prints. Lino, dry-point, collograph and monoprint are the main mediums, combined with various colour and monochrome techniques.

MARY DALTON RCA master printmaker

August 5–11 Summer School £699
Suitable for all SS7152

Woodcut prints – exploring the process

Experiment with this ancient art form as you explore woodcut printing techniques using the wood itself as a starting point. Use a variety of woods and papers, experiment with cutting techniques and print with presses or by hand.

MERLYN CHESTERMAN woodblock printmaker and **ROD NELSON** author, woodblock printmaker

August 27–September 1 Five Days £567
Suitable for all 5D7195

Linocut printmaking with confidence

Create images intuitively, take risks and work fast to make one-off prints using cut paper stencils, lino and printing ink. Develop these further by cutting into your blocks and over-laying colour.

DALE DEVEREUX BARKER Slade trained, linocut specialist

September 13–15 Two Days £243
Suitable for all 2D7233



Mary Dalton

Etching workshop

Discover traditional etching methods and experience a variety of techniques, including aquatint and soft ground, as you work on projects such as a portrait, landscape or an architectural subject. The art-historical context of this subtle and expressive printmaking medium will be revealed in lectures and demonstrations.

JOHN T FREEMAN painter, etcher, author

September 17–21 Four Days £472
Suitable for all 4D7244

Photo screenprinting

Explore the possibilities of the photo-stencil. Learn how to coat, expose and recycle photo screens and to make positives by hand to achieve a range of graphic effects. Use Photoshop to create computer-generated positives and colour separations, enabling you to include photographic imagery in your work.

JANE SAMPSON MA fine artist/ printmaker

September 24–28 Four Days £481
Intermediate 4D7262

Relief printmaking NEW

Discover how to produce relief prints with a hand press. Learn the materials and techniques including stencils, painting and cutting effects, registration, overprinting and inking.

CAROLINE WENDLING multidisciplinary artist/print specialist

September 29–October 1 Weekend £237
Suitable for all WE7271

SCULPTURE

Automata	38
Carving in Stone and Wood	38-39
Modelling, Casting and Other Techniques	39-40
For Taster Courses see pages	44-47



Automata

Making automata

Be introduced to basic mechanisms and experiment with ways in which they can be combined with form to create automata with a narrative theme. The combination of movement and materials such as wood, wire, metal tube and sheet, found objects and figures will be explored with these simple mechanisms.

FI HENSHALL automata maker

May 2–5 Three Days £369
Suitable for all 3D6946



Fi Henshall

Paper engineering – a pop-up treehouse NEW

Please see page 7 for further information.

PAUL JOHNSON award-winning paper engineer

July 5–7 Two Days £235
Suitable for all 2D7088

Make automata and moving toys

Enjoy creative play with simple mechanisms and a range of materials as you design and make moving toys and automata. Starting with a basic moving toy you will explore the materials available, including wood, string, plastic, driftwood and other reclaimed or recycled objects. Then inspired by the tutor's collection of moving toys from around the world, develop your ideas and see at least one of your designs through to completion.

ROBERT RACE automata maker

August 12–18 Summer School £369
Suitable for all SS7161

Carving in Stone and Wood

An introduction to stone carving

Produce a simple stone sculpture and develop a good understanding of the processes involved. First, model your idea in clay and then transfer it to stone. The tutor will demonstrate the techniques and skills, as well as the appropriate use of chisels at each stage, as you develop and refine your piece.

SIMON KEELEY MA trained, stone carver

April 7–9 Weekend £225
Beginners WE6897

Greenwood carving – spoons or small vessels NEW

Please see page 56 for further information.

NIC WEBB artist-maker: wood and clay

May 7–10 Three Days £364
Suitable for all 3D6960

Stone carving in the landscape NEW

Learn the skills and techniques necessary to create a stone carving for the outdoor environment. Make sculptures to be placed in an urban, garden or natural setting and discover how to select your stone, location, light and texture and design. You will also consider other sculptors, natural rock forms, ancient civilisations and the power of stone.

PAULA HAUGHNEY sculptor, stone carver

May 14–19 Five Days £526
Suitable for all 5D6981

Netsuke carving

Please see page 57 for further information.

PETER CLOTHIER woodcarver, sculptor and author

May 19–21 Weekend £225
Beginners/Intermediate WE6991

Wildlife woodcarving in relief

Please see page 57 for further information.

ALEX JONES fine woodcarver, sculptor

June 9–11 Weekend £227
Beginners/Intermediate WE7038

Revealing the narrative in wood – sculptural carving NEW

Discover the essence of timber's beauty through sculptural carving. You will take a walk in the West Dean woodland to seek out a tree branch which has a characteristic that appeals to you. Once back in the workshop you will set about enhancing and focussing on that element, through different carving and texture treatments, shaping and material removal, to reveal the story behind the tree.

WYCLIFFE STUTCHBURY artist

June 26–28 Two Days £225
Suitable for all 2D7067

Small carving in alabaster and soapstone

Learn about techniques and tools with these easy to carve stones and make sculpture up to 15cm high. Ideas for carvings can be figurative or abstract. Beginners can expect to finish at least one piece.

PAULA HAUGHNEY sculptor, stone carver

July 7–10 Long Weekend £329
Suitable for all LW7097

Sculptural woodcarving

Learn to bring your ideas for woodcarving to life. Be guided through the process of design idea and first stages of drawing to finished carving, supported by the tutor's fun and inspiring approach. Maximise your idea bringing out its full potential, using the appropriate carving techniques. You will learn ways of carving that can both simplify and open up possibilities, to broaden your creative horizons and carving skills.

ALEX JONES fine woodcarver, sculptor

July 29–August 4 Summer School £696
Suitable for all SS7280

Lettercutting in stone and slate

Please see page 8 for further information.

TOM PERKINS lettering designer and lettercarver

September 3–6 Three Days £329
Suitable for all 3D7212



Polyphant carving – English soapstone NEW

Polyphant soapstone hails from Cornwall, it looks like granite but carves like wood. Coloured grey, green, blue and mottled with spots, the stone is heavy, heat absorbing and relatively easy to work with. Using different techniques and tools the surface can be textured or polished. Learn to carve this beautiful stone taking inspiration from its historical importance in art and culture.

PAULA HAUGHNEY sculptor, stone carver

September 10–15 Five Days £526
Suitable for all 5D7227

Woodcarving for beginners

Please see page 57 for further information.

TED VINCENT RCA trained, woodcarver

September 15–17 Weekend £235
Beginners WE7237

Sculptural woodcarving

Design and make a small sculpture in wood using an initial sketch model in Plasticine, producing templates then carving a finished piece. Learn how to use chisels, rifflers and abrasive materials for exciting surface effects.

PETER CLOTHIER woodcarver, sculptor and author

September 29–October 1 Weekend £236
Suitable for all WE7274

Stone carving – angels and demons NEW

Follow the whole process of stone carving, from developing a design for your sculpture and modelling a clay maquette, to transferring the information onto stone and learning carving techniques and tools.

SIMON KEELEY MA trained, stone carver

September 30–October 3 Three Days £329
Suitable for all 3D7275

Modelling, Casting and Other Techniques

Bronze casting – including wax sculpting

Create your own cast bronze sculpture on this intensive course. You will first produce a small (no bigger than 150mm) wax sculpture for casting as you learn about the qualities of waxes, gain skills with tools and look at finishing techniques. Discover wax pouring, silicone mould making, lost wax casting and bronze casting processes, while producing at least one small completed piece.

SHANE WHITEHEAD artist and sculptor

April 25–May 2 Seven Days £839
Suitable for all 7D6932

Taxidermy for beginners

Learn traditional taxidermy techniques and how to arrange a bird's skin to create a life-like pose. You are taught how to skin, preserve and reconstruct using wood, wool and thread using minimal chemicals.

ROSE ROBSON sculptor, taxidermist

April 28–30 Weekend £260
Beginners WE6934

Modelling ceramic animals NEW

Please see page 33 for further information.

JAMES ORT sculptor in clay

May 7–10 Three Days £374
Suitable for all 3D6962

Willow sculpture on a small scale NEW

Please see page 5 for further information.

MARY BUTCHER contemporary basketmaker, curator, author, teacher

May 10–12 Two Days £247
Suitable for all 2D6965

Three-dimensional tapestry weaving – soft sculptures NEW

Please see page 53 for further information.

MARGARET JONES tapestry weaver, QEST scholar

May 14–17 Three Days £337
Intermediate/Advanced 3D6979

Sculpting the female torso NEW

Working from a life model learn how to make an anatomically correct sculpture of a female torso. You start by looking at form and anatomy, and then learn how to capture the essence of the subject by creatively investigating abstraction of form. Processes covered include armature building, sculpting techniques and tools to use with clay.

IAN EDWARDS inspirational figurative sculptor

May 14–18 Four Days £499
Suitable for all 4D6980

An introduction to sculpture – modelling and carving

A practical introduction to sculptural form which explores building up using – modelling wax/clay, and taking away by carving clay/ introducing soft stone. Discussion is diverse and supportive of continued exploration.

JON EDGAR sculptor

May 19–21 Weekend £243
Beginners WE6989

Introduction to mould making and casting NEW

Learn fundamental skills of how to mould, cast and finish a simple form in bronze resin.

RICHARD BALMAN sculptor, mould maker

June 3 One Day £181
Suitable for all 1D7024

Sculptural textile forms

Please see page 51 for further information.

SALLY FRESHWATER abstract textile sculptor

June 26–29 Three Days £340
Intermediate/Advanced 3D7068

Sketching with paper clay – sculpture from nature NEW

Please see page 34 for further information.

NUALA O'DONOVAN sculptor working in porcelain

July 9–14 Five Days £606
Intermediate/Advanced 5D7105

Making through drawing and sculpture

Create sculptures through dynamic and experimental approaches to drawing and making. Develop skills and new methods of producing work using a variety of materials, to expand your understanding of line and form.

JONATHAN GILDERSLEEVES practicing artist, drawing, sculpture

July 13–16 Long Weekend £349
Suitable for all LW7109

Exploring sculptural themes – figure, landscape, abstract

Work with a variety of materials such as clay, wire, wax and wood, to explore sculptural themes and forms. Through a series of exercises and taking inspiration from a model, West Dean's surrounding landscape, music or your own emotions, experiment with how materials can express these ideas and forms. There is then plenty of time to pursue a longer study in a chosen field.

JON EDGAR sculptor

August 5–11 Summer School £781
Suitable for all SS7151

Sculpting in metals

Please see page 22 for further information.

MIKE SAVAGE RCA trained, metal sculptor

August 12–18 Summer School £773
Suitable for all SS7164

Portrait heads in terracotta – a visual approach

Create a life-sized portrait head and aim to capture the sitter's essence. Sensitive observation will inform your clay modelling through a whole day, with two models being used. You will then hollow out your second portrait head for firing and receive advice on mounting and finishing techniques.

JON EDGAR sculptor

September 8–11 Long Weekend £373
Suitable for all LW7220

Sculpture from scrap

Please see page 22 for further information.

PETER PARKINSON RCA trained, artist blacksmith

September 11–15 Four Days £484
Suitable for all 4D7231



Life modelling from the figure

Learn modelling techniques using clay to create a small figure and a portrait head. Working from a model you develop skills in looking and observing, explore form and structure, use of plumb line and negative space. There will be discussions and demonstrations of different tools and the marks they make, as well as aspects of anatomy and modelling facial details.

GILBERT WHYMAN sculptor, clay, metal

September 21–24 Long Weekend £399
Beginners/Intermediate LW7252

Ceramic animal sculpture NEW

Please see page 35 for further information.

CELIA ALLEN ceramic animal sculptor

September 22–25 Long Weekend £374
Suitable for all LW7259

Sculpting with steel

Discover the potential of steel for making sculpture. Demonstrations on steel fabrication and manipulation are given and through an evolving process of composition, you will then create a unique and accomplished personal object.

ANDREW SMITH MA RCA, blacksmith, metalworker, sculptor

September 28–October 1 Long Weekend £384
Suitable for all LW7269

SUMMER SCHOOLS



VISUAL ART & CRAFT SUMMER SCHOOLS 2017

Your creative highlight of the year

These intensive week-long courses allow you to encounter a broad range of creative insights that go beyond the course you sign up for. Relax with expert tutors and other students, exchanging ideas and experiences about your practice. Whether you want time to really immerse yourself in your craft, to learn a new skill, or an artist's retreat, come to West Dean in the height of summer to experience all we have to offer.

Special Summer School features:

- Short inspirational talks by tutors and displays of their work
- A swap-over session to another course of your choice
- An optional evening at the Chichester Festival Theatre (prebooked)
- A celebration with dinner, entertainment and music
- Workshop displays of students' work and informal end-of-course group reviews
- If your stay includes 11-13 August enjoy the Chilli Fiesta in your free time

Full details of each Summer School course is in its subject section

“

As I was a complete beginner, I was very pleased to learn a new skill quickly and have several items of jewellery completed to take home. Thanks to the tutor for the encouragement and challenge!

”

Patricia McChesney,
Silversmithing – create vessels and sculptural jewellery

Week One July 29–August 4

Printmaking with lino

DALE DEVEREUX BARKER Slade trained, linocut specialist

£741 Suitable for all SS7140
See page 37

Memoir writing NEW

JOHN O'DONOGHUE author, memoirist, lecturer

£691 Suitable for all SS7141
See page 10

Painting trees and woods in oils

TOM BENJAMIN landscape painter in oils

£691 Suitable for all SS7142
See page 28

Comprehensive drawing course

JOHN T FREEMAN painter, etcher, author

£738 Suitable for all SS7143
See page 13

Woven tapestry – manipulating weft NEW

PAT TAYLOR tapestry weaver

£726 Suitable for all SS7144
See page 54



Creative digital photography

ROY MATTHEWS freelance photographer, teacher

£721 Suitable for all SS7145
See page 32

Create your own jewellery – an individual approach

SARAH MACRAE studio jeweller, teacher

£691 Suitable for all SS7146
See page 21

Clay, Smoke, Fire – throwing and raku firing

TIM ANDREWS clay, smoke, fire

£776 Intermediate/Advanced SS7147
See page 34

Design and make mosaics

EMMA BIGGS artist, author, mosaicist

£691 Suitable for all SS7148
See page 18

Sculptural woodcarving

ALEX JONES fine woodcarver, sculptor

£696 Suitable for all SS7280
See page 39

Week Two August 5–11

Creative dyeing for scarves and fabric NEW

ISABELLA WHITWORTH textile artist, dyer, researcher, author

£701 Suitable for all SS7150
See page 52

Exploring sculptural themes – figure, landscape, abstract

JON EDGAR sculptor

£781 Suitable for all SS7151
See page 40

Hybrid printmaking

MARY DALTON RCA master printmaker

£699 Suitable for all SS7152
See page 37

Painting in egg tempera NEW

MAZ JACKSON egg tempera painter, printmaker

£711 Suitable for all SS7153
See page 27

Experimental watercolour with mixed media NEW

CHRISTINE FORBES drawing, painting, Chinese methods

£691 Intermediate SS7154
See page 27

The surface within – contemporary hand felting techniques NEW

LIZ CLAY feltmaker, textile designer, researcher

£731 Suitable for all SS7155
See page 52

Contemporary enamel – altered surfaces and sensitive sifting NEW

JESSICA TURRELL studio artist, enamel researcher

£691 Intermediate/Advanced SS7156
See page 19


Personalities in clay – exploring expression through throwing NEW

KYRA CANE potter, mark-maker, author

£799 Intermediate/Advanced SS7157
See page 34



Mary Dalton



Centre image: Isabella Whitworth

Week Three August 12–18

Abstract painting – finding your voice

ROBERT SOSNER MA, professional painter

£694 Suitable for all SS7158
See page 27

Experimental landscape drawing **NEW**

CAROLINE WENDLING multi-disciplinary artist and print specialist

£696 Intermediate/Advanced SS7159
See page 13

Contemporary basketmaking **NEW**

TIM JOHNSON artist and basketmaker

£731 Suitable for all SS7160
See page 6

Make automata and moving toys

ROBERT RACE automata maker

£736 Suitable for all SS7161
See page 38

Unfolding landscapes – cloth, paper and stitch **NEW**

CAS HOLMES paper and textile artist, tutor, author

£731 Suitable for all SS7162
See page 52

The wonders of warm glass

ALEX POWELL professional glass artist

£801 Suitable for all SS7163
See page 17

Sculpting in metals

MIKE SAVAGE RCA trained, metal sculptor

£773 Suitable for all SS7164
See page 22

Silversmithing – create vessels and sculptural jewellery

ABIGAIL BROWN award-winning artist silversmith

£691 Suitable for all SS7165
See page 23



Jessica Turrell

OTHER SUMMER SCHOOLS

Chilingirian String Ensemble Summer School

Please see page 24 for further information.

CHILINGIRIAN QUARTET world celebrated ensemble, inspirational teachers

July 12–16 Four Days £506
Intermediate/Advanced CQ7108

West Dean International Classical Guitar Festival 2017

Please see page 24 for further information.

FESTIVAL DIRECTOR: ANDREW GOUGH classical guitarist, ensemble director and teacher

August 19–24 Five Days £525
Suitable for all CG7172

Silversmithing Summer School

Please see page 23 for further information.

JOHN NORGATE silver and goldsmith

August 22–28 Six Days £691
Suitable for all 6D7183

TASTER COURSES



Perfect for both beginners and more experienced artists and craftspeople looking to try something different.

One day courses (1D) start at 9.15am and finish at 5pm. Further one day courses can be found in Gardening on pages 14–15.

BASKETMAKING

Willow basketmaking

Appreciate the special qualities of willow as you learn to weave two small items and incorporate colour patterns in your design.

MARY BUTCHER contemporary basketmaker, curator, author, teacher

July 10 One Day £117
Beginners 1D7106

BOOKS

Bookbinding – create a unique journal

Create a one-of-a-kind book while you learn key bookbinding techniques. You will make a multi-section binding with a playful combination of different papers, page sizes, pockets, fold outs and envelopes for inclusions.

TRACEY BUSH paper and book artist

July 2 One Day £117
Beginners 1D7083

DRAWING

Introduction to life drawing **NEW**

Enjoy learning figurative drawing through a series of different exercises, focusing on tone and shape.

SARKA DARTON MFA award-winning artist/designer

June 29 One Day £133
Beginners 1D7071

An introduction to drawing

A basic introduction to drawing including scale, tone and composition as you create several pencil sketches.

JOHN T FREEMAN painter, etcher, author

August 25 One Day £126
Beginners 1D7188

GLASS AND MOSAICS

Pebble mosaic making

Learn how to set pebbles into mortar and create two sample panels to either decorate your garden or develop into your own garden path design.

HILARY SHAND mosaic artist

April 20 One Day £126
Beginners 1D6919

Stained glass

Make a 20cm square traditional stained glass panel in a simple abstract design as you learn to cut and assemble with lead and solder.

CAROLE GRAY stained glass artist

May 31 One Day £142
Beginners 1D7015

Stained glass

Please see 1D7015 above for further information.

CAROLE GRAY stained glass artist

June 1 One Day £142
Beginners 1D7017

Mosaics

Learn how to cut and shape ceramic and vitreous glass tiles to make a small mosaic picture.

MARTIN CHEEK mosaic maestro, author

June 5 One Day £131
Beginners 1D7027

Stained glass

Please see 1D7015 above for further information.

CAROLE GRAY stained glass artist

August 21 One Day £142
Beginners 1D7177

Glass beadmaking

Make glass drops and beads and create unique jewellery. You will learn the basics of this absorbing craft by melting glass in a torch flame to produce decorated beads.

BARBARA MASON beadmaker for 18 years

September 1 One Day £141
Beginners ID7206



JEWELLERY AND ENAMELLING

Enamel silver earrings

Learn basic enamelling techniques and make a pair of simple drop earrings.

SHEILA R MCDONALD artist, enameller, jeweller

May 1 One Day £128
Beginners ID6944

Jewellery – silver and gold earrings

Make a pair of beautiful contemporary keum-boo (fusing gold foil onto silver) drop earrings, including shaping and texturing.

SARAH MACRAE studio jeweller, teacher

June 24 One Day £128
Beginners ID7063

Enamel silver earrings

Please see ID6944 above for further information.

SHEILA R MCDONALD artist, enameller, jeweller

August 21 One Day £128
Beginners ID7178

Silver jewellery

Discover basic jewellery making techniques as you make and decorate a simple silver ring.

SARAH MACRAE studio jeweller, teacher

September 9 One Day £131
Beginners ID7223

METALWORKING

Blacksmithing

Learn how to forge hot metal using fire, hammer and hand. You will bend, twist, shape and punch to make both practical pieces and sculpture.

JAMES PRICE contemporary blacksmith and designer

May 13 One Day £132
Beginners ID6977

Blacksmithing

Please see ID6977 above for further information.

JAMES PRICE contemporary blacksmith and designer

May 14 One Day £132
Beginners ID6978

Make a silver spoon

Experience hand forging Sterling Silver using hammers to make a silver spoon as a special gift or a family heirloom.

ABIGAIL BROWN award-winning artist silversmith

June 5 One Day £141
Suitable for all ID7028

The blacksmith's craft

Experience the rhythm of working hot steel using fire, hammering and shaping at the anvil to make a small piece of work.

ANDREW SMITH MA RCA, blacksmith, metalworker, sculptor

June 24 One Day £134
Beginners ID7078

The blacksmith's craft

Please see ID7078 above for further information.

ANDREW SMITH MA RCA, blacksmith, metalworker, sculptor

June 25 One Day £134
Beginners ID7084



Make a silver box or bowl

Learn basic silversmithing skills and the working properties of silver to make and finish a small bowl or box.

JOHN NORGATE silver and goldsmith

June 25 One Day £171
Beginners ID7079

Botanical metalwork sculpture

Make flowers with foliage using aluminium sheet. You'll learn how to manipulate these materials by cutting, forming, texturing and shaping.

MIKE SAVAGE RCA trained, metal sculptor

July 15 One Day £134
Beginners ID7116

Blacksmithing

Try out basic tools and techniques used by the blacksmith in the hot-forging process, to make a small piece of work from steel.

PETER PARKINSON RCA trained, artist blacksmith

September 16 One Day £134
Beginners ID7242

PAINTING

Introduction to botanical drawing NEW

An introduction to the materials and techniques used to produce vibrant, coloured pencil plant portraits and a chance to try these out with guidance.

ANN SWAN SBA – award-winning artist and author

June 24 One Day £130
Beginners ID7062

Watercolour painting

Learn to handle brushes, use colour and study form and composition as you paint in watercolour.

CHRISTINE FORBES drawing, painting, Chinese methods

June 30 One Day £117
Beginners ID7073

Painting with acrylics

Discover form, colour balance and brush handling as you draw and paint from still life and explore the versatility of acrylics.

CHRISTINE FORBES drawing, painting, Chinese methods

July 1 One Day £117
Beginners ID7077

Oil painting – a simple approach

At your own pace, work from direct observation on a simple still life as you learn to structure an oil painting and build up colour.

TOM BENJAMIN landscape painter in oils

July 2 One Day £128
Beginners ID7081

Botanical painting for beginners

Discover botanical painting techniques for drawing and painting plants from West Dean Gardens.

MARIELLA BALDWIN published botanical artist

July 3 One Day £128
Beginners ID7085

PHOTOGRAPHY

Garden photography at West Dean

Using the beautiful West Dean Gardens as your source, learn how available light can influence your images as you capture well-composed pictures.

JACQUI HURST editorial/garden photographer

July 9 One Day £116
Beginners ID7099

POTTERY

Throwing pots NEW

Discover the basic skills of throwing on the potter's wheel.

JO DAVIES ceramicist, potter, teacher

April 18 One Day £125
Beginners ID6917



Sculpting with clay – farmyard animals

Learn quick modelling techniques and experience the pleasure of working with clay to create a farmyard animal.

JON BARRETT-DANES potter, animal sculptor, teacher

April 20 One Day £126
Beginners ID6920

Throwing pots

Learn how to throw on an electric potter's wheel and create several stoneware pots.

ALISON SANDEMAN established potter and teacher

May 30 One Day £125
Beginners ID7014

Inlaid coloured clay

Learn how to mix coloured clay and form patterned slabs to make platters, vessels, brooches and abstract sculptural forms.

JANE ABBOTT colourful potter, experienced teacher

August 22 One Day £126
Suitable for all ID7182

Introduction to Japanese pottery

Discover how to make Japanese tableware. You will learn some simple techniques to create rectangular dishes by Tebineri (coiling) and/or a tea bowl by Tamatsukuri (pinching).

RIE TSURUTA MA RCA, ceramist

August 24 One Day £126
Beginners ID7185

PRINTMAKING

Lino printmaking

Create a variety of exciting and unique artworks, cut designs into printing blocks, overlay images and use printing inks and stencils.

DALE DEVEREUX BARKER Slade trained, linocut specialist

May 15 One Day £120
Beginners ID6985



Hilary Shand

SCULPTURE

Sculpting hands in clay – an anatomical approach NEW

Working from a cast, learn about the anatomy of the hand as you sculpt naturalistic life-like hands in clay.

IAN EDWARDS inspirational figurative sculptor

April 12 One Day £121
Suitable for all ID6908

Stone carving

Inspired by a natural object, explore sculptural carving in soft, easily-shaped Maltese Limestone.

SIMON KEELEY MA trained, stone carver

June 11 One Day £126
Beginners ID7040

Carving a small soapstone sculpture

Try direct carving and create your own hand-held, tactile soapstone sculpture.

PAULA HAUGHNEY sculptor, stone carver

September 10 One Day £125
Beginners ID7224

TEXTILES

Printing colour on fabric – simple heat transfer techniques NEW

Get instant results and glorious colours with a heat press (or regular iron). Print flat colour onto manmade fabrics and leather to create exciting surfaces for textiles or jewellery.

CAROLE WALLER fine art textile artist

May 20 One Day £121
Beginners ID6995



Anne Tomlin

Make a silk daisy chain – millinery techniques **NEW**

Learn to make delicate realistic silk daises using traditional French and Japanese heated millinery tools, dyes and sewing.

ANNE TOMLIN millinery silk flower maker

June 29 One Day £116
Suitable for all ID7072

Leathercraft – sew a suede purse **NEW**

Learn basic leather craft skills, including saddle stitching, while working with suede. You will make two accessories, a coin purse and a drawstring pouch.

TIBOR EPERJESSY artisan leather craftsman

June 30 One Day £128
Beginners ID7074

Make a colourful hand embroidered brooch **NEW**

You will be introduced to traditional crewelwork and canvaswork embroidery stitches, to create your own embroidered brooch.

HARRIET FRANCES STILES hand embroidery, adornment designer

July 3 One Day £121
Suitable for all ID7087

Make a tapestry brooch **NEW**

Learn the basics of tapestry weaving on a small scale by making a brooch with a landscape or abstract design.

LOULOU MORRIS tapestry artist, educator

July 5 One Day £121
Beginners ID7279

Making pictures with fabric and stitch

Explore colour and fabric choices, placing and the use of stitch and other embellishments to create your own picture.

JANET BOLTON textile artist

July 17 One Day £113
Beginners ID7120

Colour and layers in felt making **NEW**

Felt making is one of the oldest forms of making non-woven fabric. Discover and explore the qualities of colour and the possible design ideas that emerge at each stage while making fine felt samples.

JEANETTE APPLETON textile artist and tutor

July 20 One Day £117
Beginners ID7124

Machine embroidered landscapes

Learn how to create a small machine-embroidered landscape, making textures with basic stitches. Fabrics are layered then stitched using an embroidery hoop.

WENDY DOLAN experienced textile artist, tutor, lecturer

July 28 One Day £116
Beginners ID7139

Weaving, pure and simple **NEW**

Learn to weave with a simple backstrap loom, experimenting with colour and varied materials to design items such as bracelets, table mats and wallhangings.

ANN RICHARDS weaver, teacher, author and **DEIRDRE WOOD** weaver, designer, teacher

September 6 One Day £123
Beginners ID7216

WOODWORKING

Woodturning – make a small bowl

Learn all about woodturning techniques and complete a simple turned bowl.

COLIN SIMPSON registered professional woodturner

April 21 One Day £131
Beginners ID6923

Woodcarving

Discover the essentials of woodcarving as you carve a simple relief of a fish, fruit or other object in limewood.

PETER CLOTHIER woodcarver, sculptor and author

June 25 One Day £113
Beginners ID7082

Woodturning – make a small bowl

Create a small bowl as you try your hand at woodturning and make objects from ash or sycamore.

DAVE REGESTER professional woodturner

September 18 One Day £131
Beginners ID7248

Woodturning – make a small bowl

Please see ID7248 above for further information.

DAVE REGESTER professional woodturner

September 19 One Day £131
Beginners ID7249



Harriet Frances Stiles

TEXTILES

Embroidery, Stitch and Accessories	48-49
Leatherwork	50
Art Textiles	50-53
Constructed and Woven Textiles	53-54
For Taster Courses see pages	44-47



Cas Holmes

Embroidery, Stitch and Accessories

Machine embroidered jewellery and accessories

Create unique embroidered wearable art or accessories inspired by flowers and other natural forms. Using freehand machine embroidery techniques with water dissolvable fabric, you will learn how to manipulate your stitching into stunning sculptural jewellery or other decorative accessories.

LINDSAY TAYLOR machine embroiderer, artist

April 9–12 Three Days £337
Beginners/Intermediate 3D6906

Silk textile purses or containers with silver framework

Learn techniques to create unique silk evening purses or decorative containers with delicate silver framework or handles. Techniques include simple metalwork, methods for making rounded shapes, ridged box shapes or soft-sided bags and embellishing with silk paints, layered fabrics or embroidery.

EMILY JO GIBBS textile artist, embroidery and mixed media

April 20–23 Long Weekend £359
Suitable for all LW6922

Shoe making in decorative fabric

Discover shoe making from start to finish as you make a simple pair of sling-back heeled shoes or ballet-pump flats. Using pre-made patterns, cut your upper fabric from chosen Japanese kimono fabrics, then mould the uppers, line and sole, to create yourself a truly unique handmade pair of shoes.

HETTY ROSE shoe designer-maker

May 1–5 Four Days £511
Intermediate 4D6945

Contemporary decorative embroidery **NEW**

Learn traditional needlework techniques as contemporary surface embellishments. Enjoy combining stitches, using exotic colour silks, threads and beads to make your own embroidered textile art.

HARRIET FRANCES STILES hand embroidery, adornment designer

May 12–14 Weekend £237
Suitable for all WE6973

Millinery silk flower making – roses **NEW**

Master the art of silk flower making and create three different roses using traditional French and Japanese heated tools to manipulate the fabric. Create authentic colours with dyes, make stamens, bond silk layers, disguise wire and bind stems. Finally construct a small arrangement on a small hat base or band.

ANNE TOMLIN millinery silk flower maker

May 19–22 Long Weekend £339
Suitable for all LW6994

Hand embroidery – tips and techniques

Are you keen to try hand embroidery but don't know where to start, or have an on-going project and need help? Take advantage of the tutor's comprehensive knowledge of hand embroidery techniques and gain new skills and fresh ideas to move your project forward, or begin a new one.

SHELLEY COX specialist embroiderer, teacher, needlework restorer

May 22–25 Three Days £329
Beginners/Intermediate 3D6998

Fearless free machine quilting

Explore a range of creative ways to use free machine stitching to enhance the surface and texture of quilts or other textile projects. (Sewing machine know-how required.)

JANICE GUNNER textile artist and quilter

May 26 One Day £126
Intermediate ID7001



Anne Tomlin



Emily Jo Gibbs

Hand embroidery – stitching with vintage style

Using 1930s embroideries as inspiration, learn a range of basic embroidery stitches and simple needlelace techniques to create three-dimensional effects. Stitches are taught as mini samplers which can then be made into buttons, badges or jewellery.

FLEUR OAKES embroiderer, lacemaker

July 5–7 Two Days £225
Beginners/Intermediate 2D7089

Needlelace embroidery – stitch a bee or butterfly brooch NEW

Learn the basic technique of needlelace making and with some simple embroidery stitches make a butterfly, bee or insect of your choice to mount onto a brooch.

FLEUR OAKES embroiderer, lacemaker

July 8 One Day £116
Beginners/intermediate 1D7098

Quilting with appliqué and machine stitch drawing

Grasp a quick and effective way to make machine appliqué images. Combine free machine drawing with the tutor's innovative method to give your motifs plenty of individuality and personality. You will learn all the techniques you need to extend your sewing skills and create a small quilt.

JANET CLARE textile designer, quilter, author

July 18–21 Three Days £329
Beginners/Intermediate 3D7121

Pattern cutting and sewing a soft, unlined or reversible coat NEW

Construct your own softly tailored coat based on your own measurements. A classic round neck style will be the basis, which you can individualise with sleeve and hem length. Personalise your coat with simple pockets or the trim of your choice, and capture an elegant, understated style. You will leave with a made-to-measure pattern and a well-tailored coat.

ALLISON RODGER couture designer, bespoke clothing

August 21–25 Four Days £451
Intermediate/Advanced 4D7180

Blocked hats in straw and felt NEW

Discover the traditional millinery techniques used to create a blocked hat or headpiece to your own design. Working with either felt or straw, you will progress from raw material through blocking, wiring, edging, setting petersham, refining the shape, and trimming.

SARAH CANT couture milliner

August 24–27 LongWeekend £354
Beginners/Intermediate LW7187

Machine embroidery – places and journeys

Inspired by places and journeys personal to you, combine a range of mixed media techniques to create a unique textile image. Use maps with transfer printing techniques and combine with freehand machine embroidery, layering fabrics and three-dimensional textural effects to express your ideas.

WENDY DOLAN experienced textile artist, tutor, lecturer

August 31–September 3 LongWeekend £339
Suitable for all LW7203

Pictures in free machine embroidery

Develop machine embroidery skills and make a picture or stitched piece. Working from your own reference material, explore the numerous techniques and textures that can be created with colour, threads and stitch.

LINDA MILLER machine embroiderer

September 3–6 Three Days £329
Suitable for all 3D7213

Traditional upholstery for beginners

Please see page 58 for further information.

RICHARD RICARDO master upholsterer

September 21–24 LongWeekend £344
Beginners LW7254

Textile bursary available,
please see website.



Jeremy and Carla Bonner

Leatherwork

Leather shoe making – summer moccasins NEW

Experience the satisfaction of producing your own pair of coloured soft leather or suede moccasin ankle boots or Romanesque sandals, as you learn the basics of handmade shoe making. Decide on colour combinations, sole materials and detailing, as you cut and assemble with hand stitching. Then personalise with emblems, punch details, fringes and other fun elements.

BERNADETTE HEHENBERGER shoe designer, handcraft advocate

June 6–9 Three Days £344
Suitable for all 3D7278

Make a leather day bag NEW

Working from templates make a simple shoulder bag using vegetable tanned leather. After cutting, punching, edge finishing, hand stitching and riveting, you will go home with an A4 sized bag on your shoulder.

JEREMY AND CARLA BONNER designer-makers, Bonner Leather Studio

July 16–19 Three Days £389
Intermediate 3D7119

Art Textiles

Sampled and remixed – adventurous drawing for textiles

Explore adventurous and playful ways to gather and manipulate visual imagery and develop ideas for textiles, through drawing, painting, stencilling and collage. Initially working from observation, you will then sample and re-mix imagery, playing with colour, line, pattern and shape to exploit visual information and develop ideas, which can be translated using textile materials and processes. The emphasis will be on individual development and an evolving personal visual language.

MATTHEW HARRIS textile artist

April 3–7 Four Days £436
Advanced 4D6894

Digitally printed textile design

Gain an insight into using Adobe Photoshop to make designs for digitally printed textiles from your own photographs. Learn relevant Photoshop skills, how to take suitable images and about composition and repeat pattern, as you explore the design process through a series of exercises. Leave with your digital files ready to send off for printing on fabric. (Only suitable for competent computer users.)

EMMA BURTON RCA trained, printed textile designer

April 9–12 Three Days £344
Beginners/Intermediate 3D6905

Tales in papier-mâché, knitting and stitch

Stories, lists and poems all conjure up images with narrative. Explore ways of working with readily accessible materials to make creatures and their surroundings that illustrate a tale. Use papier-mâché, fabric, wool, broken toys and found objects to develop quirky characters with a tale to tell.

JULIE ARKELL maker: papier-mâché/textiles

April 16–20 Four Days £429
Suitable for all 4D6914

Silk painting scarves for beginners NEW

Use vibrant steam-fixed dyes to develop brilliant silk painted designs and patterns. Inspiration for original pattern-making is discussed and techniques used include wax resist, shibori, direct application or a combination.

ISABELLA WHITWORTH textile artist, dyer, researcher, author


April 24–27 Three Days £349
Beginners 3D6931

Overlays – a creative textile workshop

Explore the physical and conceptual layering of information as you create a personal two-dimensional laminate of imagery, incorporating tensioned layers of cloth with stitch, paint and other mixed media. Each laminate is then cut into and this journey through successive layers from different directions reveals unexpected configurations and relationships. Expect to articulate your thinking and critical analysis during this experimental course.

MICHAEL BRENNAND-WOOD visual artist, curator, lecturer, arts consultant

May 7–10 Three Days £349
Intermediate/Advanced 3D6958



Michael Brennand-Wood



Silk painting using Japanese rozome techniques

Achieve luminous effects on silk fabric with Japanese rozome, an ancient wax resist technique. Using a variety of methods for applying hot wax resists in combination with masks and stencils, dyes are applied by controlled brush-dyeing. Create silk scarves and panels as you learn to shade and layer colours.

MANDY SOUTHAN textile artist, bead maker, author

May 7–10 Three Days £346
Intermediate/Advanced 3D6959

Colour into cloth – screenprinting and painting

If you have a passion for colour and contemporary textiles, this course introduces simple ways to experiment with dyes and pigments on cloth. Through screenprinting, monoprinting and painting directly on silk or cotton fabric, you will develop an individual visual style and create painterly fabric for wall pieces, interior textiles or unique clothing.

CAROLE WALLER fine art textile artist

May 16–19 Three Days £349
Suitable for all 3D6986

Growing an idea – developing a personal vocabulary for textiles NEW

Starting with an existing idea or work in progress, this creative development opportunity will teach you methods to grow and distil your idea, to evolve a small group of textile pieces based on a common element. You will leave with a personal repertoire of textile surface treatments using simple print processes, manipulation and assemblage.

CAROLINE BARTLETT textile artist and educator

May 22–25 Three Days £349
Intermediate/Advanced 3D6999

Shibori dyeing for textiles

Explore the fascinating art of stitched, tied, wrapped and clamped resist-dyeing techniques on a range of fabrics. Experiment with dyeing and over-dyeing using modern fibre reactive dyes to achieve stunning effects on fabric, which you can incorporate into your quilting, embroidery or textile projects.

JANICE GUNNER textile artist and quilter

May 26–29 Long Weekend £339
Suitable for all LW7007

Printing with light – photograms on paper and fabric

Discover how to create blueprint photograms (cyanotypes) on paper, cotton and silk to achieve striking photographic effects. After creating a series of samples you will experiment with the technique and work on an individual project adding texture and stitch.

BARBARA GUNTER-JONES printed textile artist

June 11–14 Three Days £360
Suitable for all 3D7041

Stitched textiles inspired by historic textile sources NEW

Using antique textiles on display at West Dean and Ruth's own collections as inspiration, explore a variety of textile techniques and exciting materials to create your own textile artwork. Experiment with hand and machine embroidery, appliqué, simple print and surface embellishment to develop ideas, designs and stitched samples.

RUTH SINGER textile artist, author, tutor

June 12–16 Four Days £426
Intermediate/Advanced 4D7045

Experimental drawing for textiles

Examine playful ways to generate images and visual information through drawing. Learn to interpret marks, shape and texture using a range of textile materials. The emphasis is on the individual quality of any material to create something unexpected.

MATTHEW HARRIS textile artist

June 18–21 Three Days £329
Intermediate/Advanced 3D7058

“The tutor's ability to challenge different ability levels through individual support was excellent.”

Clare Whitaker, Hand knitting – designing from nature

Sculptural textile forms

Make three-dimensional forms with pliable materials using skeletal supports, stiffening and casting. Start with a series of exercises to learn techniques using both paper and fabric and then consider enhancing surfaces by stitching and embellishing. You will then develop a piece from your ideas and creative practice.

SALLY FRESHWATER abstract textile sculptor

June 26–29 Three Days £340
Intermediate/Advanced 3D7068

Lino block printed linen textiles

Drawing on traditions of block printed textiles from the mid 20th century, develop and cut a lino block to print as a single colour cushion design. You will be introduced to a spectrum of ideas from bold abstract to animals or delicate florals, and print your block onto natural linen fabric.

HUGH DUNFORD WOOD sketcher, painter, printer

July 6–9 Long Weekend £361
Suitable for all LW7091

Hand sewn narrative textiles

Create unique fabric pictures by combining ideas, materials and techniques intuitively. Work directly with fabrics and found objects to piece together your composition using simple hand-sewing and shape cutting methods.

JANET BOLTON textile artist

July 13–16 Long Weekend £329
Suitable for all LW7110

Colourful contrast in felt making

Explore the surprising colour mixes and surface effects you can achieve through the felt making process. Experiment with suggested themes to develop your own ideas and projects.

JEANETTE APPLETON textile artist and tutor

July 16–19 Three Days £329
Beginners/Intermediate 3D7118



Hand painted silk scarves – developing design, building technique NEW

Build on your existing technical skills for hand painting silk and develop a measured approach to creating and interpreting your own designs. Learn how to select an effective colour palette, record dilutions and mixtures of steam-fix dyes, the importance of well-planned backgrounds, and use of thickened dyes, as you make a sample sketchbook and/or scarves.

ISABELLA WHITWORTH textile artist, dyer, researcher, author

July 20–23 Long Weekend £349
Intermediate/Advanced LW7125

Approaches to stitch-based creative practice

Discover different approaches to hand stitching as you consider the importance of technique, effect and exploration. Start by making sample sheets and then through individual tutorials develop new directions and confidence in your work as you find a personal approach.

JAMES HUNTING professional embroiderer and educator

July 23–27 Four Days £446
Intermediate/Advanced 4D7131

An introduction to Photoshop for textile design

Aimed at designers and artists with an interest in textiles and printing, who wish to learn new digital skills or improve existing skills. You will be encouraged to follow your own creative path, as you learn to scan your artwork, create colour separations, design repeat patterns and prepare files for digital printing using Adobe Photoshop.

SAM PICKARD printed textile designer/maker and **PETER BISHOP** graphic designer, Adobe certified instructor

July 25–28 Three Days £349
Beginners/Intermediate 3D7138

Creative dyeing for scarves and fabric NEW

Discover dyes and the creative dye processes for silk scarves and fabric. You will learn wax resist, direct painting, dip-dyeing and several shibori techniques, and use both steam-fixed dyes and a natural indigo vat. The opportunity to use both natural and synthetic dyes offers a historical and practical link between processes. Those with more experience are welcome to develop skills in new directions.

ISABELLA WHITWORTH textile artist, dyer, researcher, author

August 5–11 Summer School £701
Suitable for all SS7150

The surface within – contemporary hand felting techniques NEW

Explore a range of contemporary hand felting techniques to produce dynamic effects within the surface of your fabric. Layers, pattern and resists are combined with nuno felt, stencils, laminating and cutwork, inspired by your own photographs and drawings of nature or the manmade environment. You will create distinctive patterns and designs for use in interior projects or decorative elements in garment construction.

LIZ CLAY feltmaker, textile designer, researcher

August 5–11 Summer School £731
Suitable for all SS7155

Unfolding landscapes – cloth, paper and stitch NEW

Taking inspiration from both material and place, explore the use of layers in found textiles and papers to create folding forms and objects inspired by the land and landscape. Print, dye, collage and stitch will transform the ordinary into the extraordinary as new surfaces emerge and your landscape unfolds.

CAS HOLMES paper and textile artist, tutor, author

August 12–18 Summer School £731
Suitable for all SS7162

“The best course I have ever been on. The tutor's personal approach and desire to work with each of us as individuals made this a unique experience.”

Julie Hutt, Hand embroidery – the emotion of stitch

Creative textiles using felt making processes

Explore the fabulous potential of felt to cross boundaries into hand knitting, simple weaving and sculpture. Create beautiful woollen fabrics for clothing and learn to make three-dimensional constructions suitable for sculpture or jewellery.

HEATHER BELCHER textile artist, felt maker

August 28–31 Three Days £329
Suitable for all 3D7198

Paper, text and image – art textiles

Taking inspiration from everyday domestic objects or natural forms as a starting point, develop a study on a small canvas with a still life or nature inspired theme. You will explore ways of transferring images, creating layers, collage and stitch with fabric, paper and text into a textured mixed media work.

CAS HOLMES paper and textile artist, tutor, author

September 1–3 Weekend £235
Suitable for all WE7209

Polychromatic printing with dyes on paper and fabric

Polychromatic printing involves drawing and painting with dyes directly onto silk screens. Explore the creative potential of transferring dyes onto fabric and paper using gums, resists and various mark-making processes. Focus on experimentation and developing personal ideas.

DAWN DUPREE fine art printed textile designer

September 8–11 Long Weekend £329
Suitable for all LW7221

Slow textiles – natural dyeing, piecing and hand-stitching NEW

Taking West Dean Gardens and the surrounding landscape as inspiration, you will explore ideas that evoke a quality or sense of place informed by specific location. You will use found marks to inspire simple mordant prints, collect local plants to make dyes and use piecing and hand stitching, while working both outside and in the studio.

CLAIRE WELLESLEY-SMITH artist and author

September 12–15 Three Days £339
Suitable for all 3D7232



Margaret Jones

Constructed and Woven Textiles

Text in woven tapestry NEW

An opportunity for tapestry weavers to explore text as a concept, developing ideas and production methods, including discussion on contemporary examples. Develop skills in aesthetic assessment and how to approach weaving both formal fonts or fluid, handwritten texts.

PAT TAYLOR tapestry weaver

April 6–9 Long Weekend £354
Intermediate/Advanced LW6895

Three-dimensional tapestry weaving – soft sculptures NEW

You will be introduced to the concepts of weaving tapestry as free-standing three-dimensional sculpture and explore weaving flat tapestries in a way which can be manipulated to produce soft organic forms once removed from the frame. Emphasis is on producing a shape from one piece of weaving with the minimum of stitching. Discussion includes form, supplementary warps and colour.

MARGARET JONES tapestry weaver, QEST scholar

May 14–17 Three Days £337
Intermediate/Advanced 3D6979

Natural dyeing using common plants

Learn about dyeing with ecologically sound, low impact sources of colour from plants and household ingredients. Use historic recipes to obtain brilliant colours. Woad, saffron, madder and tansy are among the dye plants used to colour samples of wool, silk and linen. Some plants are gathered from West Dean Gardens.

PENNY WALSH natural dye specialist and author

May 17–19 Two Days £240
Suitable for all 2D6987

Rag rug techniques – exploring colour and surface

Explore the painterly and sculptural qualities of traditional rag rug techniques to create decorative and functional textiles. Learn less familiar embellishment methods for adding richness to the surface of your work with fleece carving and wire-rapping.

LYNNE STEIN textile artist and author

May 29–June 1 Three Days £329
Suitable for all 3D7010

Hand knitting – designing from nature

Learn how to interpret leaves and flowers into design motifs for hand knitting. West Dean Gardens provide source material as you learn how to graph out your designs. Then use Sasha's intarsia knitting technique, make repeat patterns and work with colour and texture. You will need only basic knitting skills in knit and purl.

SASHA KAGAN RCA, knitwear designer and textile artist

June 5–8 Three Days £339
Intermediate 3D7030

Tapestry weaving – the basics

Learn the process of flat woven tapestry, taking inspiration from a favourite image. After warping up a small frame loom, you will understand the basic principles of weaving using different yarns, blending and combining colour to create shapes and lines.

PHILIP SANDERSON master weaver, designer, tutor

June 9–11 Weekend £233
Beginners WE7036

Textile basketry – twining and looping using moulds

Please see page 5 for further information.

MARY CRABB contemporary textile basketmaker

July 7–9 Weekend £237
Beginners/Intermediate WE7095



Bobbin lacemaking

Try out lacemaking without buying any equipment if you are a beginner, or work on your chosen patterns (including Bucks Point, Torchon or Bedfordshire lace) to develop your lacemaking skills.

JAN TREGIDGO bobbin lace maker, author and qualified teacher

July 21–23 Weekend £225
Suitable for all WE7130

Woven tapestry – manipulating weft NEW

Experience the excitement of spreading, contracting, twisting, and wrapping warp threads while weaving tapestry creatively. Freed from the restriction of an image based design, you will problem solve and play intuitively with a variety of natural threads including cotton, mohair, linen and raw silk. Create intuitive designs with enticing texture and surface.

PAT TAYLOR tapestry weaver

July 29–August 4 Summer School £726
Suitable for all SS7144

Explore tapestry weaving

Develop a clear understanding of the basic structure and materials used in the art of woven tapestry. From introductory techniques to more complex structures including circles, the use of supplementary warps and textured tapestry, make a selection of finished woven samples and find individual ways of producing woven tapestry.

CARON PENNEY artist, artisan, tapestry weaver

August 27–September 1 Five Days £559
Beginners/Intermediate 5D7196

Hand knitting – starting points and building confidence

Beginners, or those who want a fresh start in hand knitting, will learn some basic stitches and to see how even the simplest stitches can be used creatively. You will knit samples to understand how stitches affect and shape the fabric, as well as how they can be used decoratively. Work at your own pace, towards a design idea of your choice.

ALISON ELLEN knitter, designer, teacher, author

September 1–3 Weekend £225
Beginners WE7208

Creative crochet NEW

Learn to play with yarn and hook to create interesting, versatile three-dimensional fabrics and begin to explore what crochet textiles have to offer. Starting with basic stitches and crochet techniques you will make sample swatches of texture, geometric motifs, trims and flowers to create a library of ideas for use in future projects.

SASHA KAGAN RCA, knitwear designer and textile artist

September 15–17 Weekend £235
Beginners/Intermediate WE7238

Making Chinese braids and braid embroidery NEW

Gain an insightful appreciation into Chinese braid embroidery with hands on study of authentic pieces. Learn basic skills to make a variety of braids and numerous patterns, then use for embroidery with various sewing techniques to create three-dimensional work.

JACQUI CAREY maker, author and researcher of braids

September 27–29 Two Days £235
Suitable for all 2D7268

Tapestry weaving for beginners

Learn woven tapestry techniques for shaping, shading and weaving diagonals while you gain experience and understanding of this medium to make a sample panel.

CARON PENNEY artist, artisan, tapestry weaver

September 29–October 1 Weekend £229
Beginners WE7273

WOODWORKING AND FURNITURE MAKING

Furniture	55-56
Wood, Carving and Turning	56-57
Picture Framing, Gilding and Upholstery	58
Musical Instrument Making	58
For Taster Courses see pages	44-47



Furniture

Furniture upcycling workshop with Furniture Magpies

Learn how to upcycle old furniture to make exciting new pieces with discarded and broken furniture. You are shown tips and techniques using basic woodworking and upholstery skills, while considering colour, form and function to create your own stylish contemporary furniture.

FURNITURE MAGPIES
NESSA DORAN O'REILLY and SAM HUTCHINGS innovative makers

June 16–18 Weekend £250
Beginners WE7051

Make simple furniture – for complete beginners

Learn basic woodworking techniques as you make a small bench. Timber is supplied and all essential tools, hand planes and chisels will be provided.

TOM KEALY furniture designer, maker, tutor

July 6–9 Long Weekend £344
Beginners LW7092

Advanced furniture making – individual projects

If you have a sound understanding of furniture construction and good practical skills, extend your practice by working on a piece of furniture of your own design. Plans for a suitable project are drawn with the tutor in advance, to maximise making time during the course. Ideally suited to those who have attended several furniture making courses at West Dean College.

BERNARD ALLEN furniture designer-craftsman, teacher

July 9–14 Five Days £624
Advanced 5D7103



Peter Wood

Greenwood Windsor chairmaking NEW

Learn traditional chairmaking techniques, as you make a cleft Windsor chair using green ash with a seasoned wood seat. You will shape most of the components with a traditional drawknife and spoke shave, shape and steam bend the arm-bow of your chair; then shape the seat individually with hand tools and assemble.

PETER WOOD chairmaker, author and champion pole-lathe turner

July 18–23 Five Days £551
Suitable for all 5D7123

Furniture making for beginners – a small blanket chest NEW

Make a small blanket chest using solid wood. Through a series of demonstrations and practical support, you will be guided through the principals behind both carcase and frame construction and the appropriate use of timber. Techniques for jointing and assembly include hand tools and the use of a router and a domino joiner.

TOM KEALY furniture designer, maker, tutor

September 3–8 Five Days £551
Beginners 5D7214

Woodworking skills – portable bookcase project

Get to know a range of useful woodworking skills and make a small portable bookcase. The tutor will guide you through measuring, marking, cutting, planing and jointing timber using mainly hand tools.

MARK CASS cabinet maker, Editor *The Woodworker* magazine

September 15–17 Weekend £295
Beginners WE7239

Fine furniture techniques – a steam bent and inlaid tray

Learn key furniture making techniques, including steam bending, moulding, grooving, veneering and marquetry, as you make a stylish oval serving tray with steam-bent sides and a base inlaid with simple marquetry.

TOBY WINTERINGHAM contemporary furniture designer, marquetry specialist

September 22–24 Weekend £265
Suitable for all WE7301



Murray Marks

Wood, Carving and Turning

Jewellery in wood with silver and pearl inlay

Please see page 20 for further information.

SARAH KING contemporary jewellery designer

April 7–9 Weekend £243
Suitable for all WE6901

Turning greenwood

Discover how to convert greenwood to usable timber as you make several vessels in wet wood, including a thin walled side-grain and an endgrain vessel. Wood preparation and drying are also covered.

COLIN SIMPSON registered professional woodturner

April 21–23 Weekend £237
Intermediate/Advanced WE6925

Shaker box making NEW

Learn how to make a set of three nesting Shaker boxes in American red cherry. Guided step-by-step through the process, you use traditional woodworking techniques for bending wood and crafting the iconic Shaker 'swallow tail' joint, while learning about the Shaker principles underpinning the design.

MURRAY MARKS Shaker box maker

April 28–30 Weekend £275
Suitable for all WE6936

Greenwood carving – spoons or small vessels NEW

Carve wooden spoons or small vessels from the branch of a tree using traditional woodcarving tools. Each step of the process is demonstrated from the selection and cleaving of greenwood, using a hand axe, chip knives, gouges and cabinet scrapers to final finishing.

NIC WEBB artist-maker: wood and clay

May 7–10 Three Days £364
Suitable for all 3D6960



Furniture Magpies



Netsuke carving

Create detail, form and texture in small Netsuke-style decorative carvings using wood, stag antler, artificial ivory, Perspex or hard wax. After modelling small sketches in wax, you will carve using small, flexible drive pendant drills.

PETER CLOTHIER woodcarver, sculptor and author

May 19–21 Weekend £225
Beginners/Intermediate WE6991

Woodturning – hollow vessels with surface embellishment

Learn the skills required for turning hollow forms, beginning with the log and converting it into a finished piece. Unleash your imagination to create your own vessel and decorate it with techniques such as incising, texturing, gilding and colouring.

MARK HANCOCK designer-maker, woodturner

June 5–8 Three Days £344
Intermediate/Advanced 3D7031

Woodturning for beginners

Begin your journey into woodturning and learn safe use of tools and working practices, wood grain orientation on the lathe, use of chucks and what leads to good design and finishing.

MARK HANCOCK designer-maker, woodturner

June 9–11 Weekend £235
Beginners WE7037

Wildlife woodcarving in relief

Explore the craft of woodcarving and its potential to depict the beauty and vibrancy of the natural world. Discover how to realise a design of your own choice carved in relief as a decorative panel and learn about the safe use of woodcarving hand tools.

ALEX JONES fine woodcarver, sculptor

June 9–11 Weekend £227
Beginners/Intermediate WE7038

Revealing the narrative in wood – sculptural carving NEW

Please see page 39 for further information.

WYCLIFFE STUTCHBURY artist

June 26–28 Two Days £225
Suitable for all 2D7067

Sculptural woodcarving

Please see page 39 for further information.

ALEX JONES fine woodcarver, sculptor

July 29–August 4 Summer School £696
Suitable for all SS7280

Starting out in woodturning

Discover spindle and bowl turning techniques as you make a bowl, goblet shape and lidded box. Learn essential tips such as the properties of wood, sharpening tools, chucks and chucking methods.

COLIN SIMPSON registered professional woodturner

August 18–21 Long Weekend £360
Beginners LW7170

Woodcarving for beginners

After learning about timber and the use of hand tools, practise carving exercises to develop your hand skills before you embark on a relief-carving project based on natural forms.

TED VINCENT RCA trained, woodcarver

September 15–17 Weekend £235
Beginners WE7237

Woodturning bowls from wet and seasoned wood

Master techniques for turning bowls of various shapes and sizes. Explore bowl design and be encouraged to tackle new forms and ideas. Complete a salad bowl, a textured platter, an incurved bowl and a wet-turned bowl with a natural edge.

DAVE REGESTER professional woodturner

September 19–22 Three Days £359
Suitable for all 3D7251

Sculptural woodcarving

Please see page 39 for further information.

PETER CLOTHIER woodcarver, sculptor and author

September 29–October 1 Weekend £236
Suitable for all WE7274



Picture Framing and Upholstery

An introduction to picture framing

Learn basic skills to mount and frame works of art to a high standard. Using quality materials and minimum equipment at each stage, you will leave with the knowledge to work independently.

JOHN HILL teacher, picture framer and framing consultant

June 8–11 Long Weekend £329
Beginners LW7033

Picture framing

Experience and practise all aspects of the picture framer's craft. Using basic equipment, you will learn techniques for creative mount cutting, mitre cutting, joining mouldings, choosing colour, proportion and glass cutting.

JOHN HILL teacher, picture framer and framing consultant

September 17–21 Four Days £426
Suitable for all 4D7245

Traditional upholstery for beginners

Upholster your own chair with a drop-in seat. Learn how to fix webbing, make the seat stuffing, cover it in calico and add fabric covering. The tutor will demonstrate all processes and give invaluable insights into the trade.

RICHARD RICARDO master upholsterer

September 21–24 Long Weekend £344
Beginners LW7254

For short courses in musical instrument making and gilding please visit www.westdean.org.uk



Tutor profile:

Alex Jones

Alex is a traditionally trained wood sculptor who uses time-honoured skills to create powerful, original contemporary sculptures. After graduating from City & Guilds Art College in London, in 1991 Jones spent a year as apprentice to Peter Turing, a wood carver in West Sussex.

Inspirations and influences

Alex sets out to use his carved sculptures to challenge people's perceptions about the natural world.

Many of his most powerful sculptures are large-scale pieces, such as an 8ft Golden Haired Long Horn Beetle in oak and lime wood inlay, and a 15ft-wing span Swallowtail Butterfly carved in lime wood and oak inlay with wings covered in maple and oak veneer.

Jones draws his inspiration from many sources, from the kitsch quirkiness of Jeff Koons to the figurative beauty of Grinling Gibbons (Dutch-British, 1648 – 1721).

Current projects

Alex is exploring bringing even more life to his wooden insects by using automata mechanisms. A commissioned 8ft x 8ft Crane Fly with moving wings is already in situ in a modern hallway.

He is also turning his attention to the human form and the ability to depict life and character in wood; at present he is working

on a full size bust of the 13th century Abbot Aston of Hyde Abbey.

Alex has recently appeared on the BBC's *Spring Watch* and *Flog it!*



VISIT US – TALKS, CONCERTS AND EVENTS



West Dean Arts & Craft Festival 2–4 June 2017

An outstanding showcase of arts and craft activities, taking our former Design and Craft Fair (which attracted 5,000 visitors last year) to an exciting new level.

This year we are opening the doors to the historic West Dean House, to inspire you with works from the Edward James Collection, house tours and the chance to dip into the college's rich history of arts and craft.

From the theatre of live arts and craft demonstrations, to hands-on taster workshops and shopping from 120 quality makers and designers, there is plenty to see and do. Music, local food and drink, and free entry to award-winning West Dean Gardens complete this unique event.

www.westdean.org.uk

Visit the Gardens

West Dean Gardens is one of the greatest restored gardens open to the public in England. The 300ft Edwardian Pergola, Walled Gardens, Victorian Glasshouses, Spring Garden and St. Roche's Arboretum are yours to explore throughout the seasons. Garden events include Chilli Fiesta (11-13 August 2017) one of the UK's largest chilli festivals as well as, Mother's Day, Easter, Halloween and Christmas family events.

Visit www.westdeangardens.org.uk

GARDEN LECTURES 2017

These take place at the Auditorium at the Edward James Studios, West Dean Gardens entrance

Lessons from the landscape **NEW**

Please see page 14 for further information

JAMES and HELEN BASSON award-winning, landscape designers

Sunday 23 July, 9.30am–3.00pm
GL7282 £73

Some like it hot and some don't – selecting the right plants for your garden **NEW**

Please see page 14 for further information

ROSY HARDY plantswoman, nursery owner,
21 RHS Gold Medals

Saturday 19 August, 9.30am–3.00pm
GL7171 £73



Chilingirian Quartet

CONCERTS 2017

Concert by the Chilingirian Quartet

The Old Library, West Dean College
Mozart 'The Hunt', K 458
Elgar Quartet
Beethoven Op 18 No 6
Saturday 15 July, 8pm QT7256 £15

Recital of Music for Violin and Piano

The Old Library, West Dean College
Performed by Roy Stratford (piano) and
Oliver Nelson (violin)
Music from Haydn and the Viennese Classics
Saturday 23 September, 8pm EC7267 £10

International Guitar Festival

The Old Library, West Dean College.
The Auditorium at the Edward James Studios
and St. Andrew's Church, West Dean.
Sponsored by the Ramírez Guitars, Classical
Guitar Centre Birmingham, Classical Guitar
Magazine and the D'Addario Foundation.

Special Offer: Season Ticket £45

For all of the Guitar Festival concerts and
Open Day

Concert by Pavel Steidl

St. Andrew's Church
Saturday 19 August, 8pm GC7276 £15

Guitar Festival Open Day

Including exhibitions of music and
instruments, a guitar makers' showcase,
masterclass with Pavel Steidl and recital by
Vincent Lindsey-Clark
Sunday 20 August, 12.30pm–7pm GC7277
£12

Recital by Vincent Lindsey-Clark

St. Andrew's Church
Sunday 20 August, 6pm GC7173 £5

Concert by Gaëlle Solal

St. Andrew's Church
Monday 21 August, 8pm GC7176 £12

Concert by the Katona Twins

The Auditorium
Tuesday 22 August, 8pm GC7181 £12



Gaëlle Solal

BECOME A FRIEND OF WEST DEAN COLLEGE



Join our creative community
and support the artists and
conservators of the future.

Our Friends are passionate about the
creative arts and conservation. As a
College Friend you will join our vibrant
community and be able to visit this
wonderful place of inspiration, peace and
creative energy whenever you choose.

In addition, you can enjoy exclusive
member benefits.

- A bespoke programme of College events
- Complimentary year round entry to the
Gardens including all public event days
- Regular updates through 'Discover more'
newsletters and enews bulletins
- Access to the Craft Shop, College bar
and dining room

West Dean College is part of The Edward
James Foundation, a charity established to
inspire learning in the creative and applied
arts. When you become a Friend you
support the development of this world-
class education establishment and help
many more people develop and nurture
their creative talent.

**To find out more, please
visit westdean.org.uk/friends
or call us on 01243 818256
and begin your journey of
creative discovery today!**

DEVELOP YOUR SKILLS WITH FURTHER STUDY

FOUNDATION DIPLOMA IN ART AND DESIGN

Under the guidance and instruction of highly qualified, specialist tutors, you will develop a rich portfolio of work, ensure your portfolio reflects your areas of interest and talents, and focus on your career aspirations.

Achieve your diploma at a pace to suit you upon successful completion of the introductory weekend course, nine short courses, two tutorials, submission of a portfolio, research and a final 2,000 word essay. The introductory course - Exploring approaches to creative journeys, focuses on building and developing skills in drawing and exploration. Skills are further developed by attending nine short courses chosen to fit your individual aspirations. You are supported in development through feedback from tutors on these nine courses, feedback whilst attending the Drawing Days programmed each month and two individual tutorials. Your selected courses must normally be completed within two years.

Bursary

Thanks to the support of an individual donor, a bursary is available for anyone aged 18 to 30 who would like to complete the FDAD, but can't afford the full fee.



When I started the FDAD, I might have considered myself as someone who did a bit of drawing as a hobby. After two years of challenging, fascinating and deeply fulfilling study, I am proud to say that I consider myself as an artist.

FDAD Student



DIPLOMA IN ART AND CONTEMPORARY CRAFTS **NEW**

This two year part-time programme provides further development for students who have completed the Foundation Diploma, for artists and makers wishing to progress their professional practice, and to develop a portfolio to apply for the Graduate Diploma in Visual Arts at West Dean College.

You will develop the skills essential to a successful, sustainable studio practice, both practical and contextual. You can work across disciplines or choose to specialise in areas such as Painting and Drawing, Sculpture, Printmaking, Textiles, Ceramics, Wood, Metal and Jewellery. The curriculum is delivered through eight three-day intensive study blocks over two years, attendance of short courses, further self-directed study blocks in the dedicated studio space, written assignments and monthly tutorials with specialist tutors.

Please visit www.westdean.org.uk for entry requirements and fees.

For further information on the diplomas and the FDAD bursary contact Alison Baxter, Head of Creative Enterprise. Email alison.baxter@westdean.org.uk or call 01243 818262.



CONTINUING PROFESSIONAL DEVELOPMENT (CPD) IN CONSERVATION

Building Conservation Masterclasses (BCMs), provide training in technical and practical skills in the repair and maintenance of historic structures. These intensive short courses are the result of an ongoing collaboration with Historic England. A Professional Development Diploma can be achieved through the successful completion of 10 BCMs and the submission of a 3,000-word portfolio. Relevant to conservators, conservation officers, architects, surveyors, specifiers and specialist contractors, the courses are delivered by leading practitioners.

Object and Materials Conservation courses (OMCs) are designed for professional conservators keen to refresh their skills and knowledge of developments in materials and techniques. Collaboration with relevant organisations and specialists delivers an outstanding range of expertise on each course. Some courses are workshop-based while others are conference-style events.

British Library courses: We have collaborated with the British Library to deliver courses in preservation and collection care for libraries. Courses are aimed at professionals, conservation students and others interested in furthering their skills in this area.

We can also create bespoke conservation courses, so whether you are a contractor who wants some training for your employees, or an organisation wanting to learn the basics, we can help.

For further information contact cpd@westdean.org.uk, 01243 818219 or visit www.westdean.org.uk



FOUNDATION, DIPLOMA, MA AND MFA

Advance your study to gain an accredited qualification on our specialist Conservation and Creative Arts programmes, validated by the University of Sussex:

- Foundation Degree (FdA) Historic Craft Practices specialising in Clocks, Furniture, Metals or Musical Instruments
- Visual Arts, with specialisms in Painting and Drawing, Sculpture, or Tapestry and Textile Art, from diploma to MA and MFA
- MA Creative Writing and Publishing (p/t)
- MA Collections Care and Conservation Management (p/t)
- Conservation of Clocks, Furniture, Books, Ceramics or Metalwork, from diploma to MA Conservation Studies

Gain advanced levels of practical skills and enjoy a low student-to-staff ratio.

Enjoy a flexible interdisciplinary approach and an open exchange of ideas and information. Many graduates go on to become leading practitioners in their field.

Resources include large studios, dedicated workshops, open from 7am to 10pm seven days a week, a specialist Art and Conservation Library and Analytical Laboratory.

In a 2016 student survey 92% of students said studying at West Dean College has enhanced their skills and abilities.

Funding opportunities available for full time study.

Find out more +44 (0)1243 818291,
admissions@westdean.org.uk
prospectus online www.westdean.org.uk.



An affiliated
partner of
US
UNIVERSITY
OF SUSSEX

CHRONOLOGICAL LIST OF COURSES AND EVENTS

Dates when courses run over the weekend are in bold.

APR 1	Hand tied bouquets	BEG/INT	14	MAY 7–10	Silk painting – Japanese techniques	INT/ADV	51
APR 3–6	Stone setting	INT/ADV	3	MAY 7–10	Greenwood carving	ALL	56
APR 3–7	Drawing for textiles	ADV	50	MAY 7–10	Jewellery – re-cycle, re-craft	ALL	20
APR 6–9	Text in woven tapestry	INT/ADV	53	MAY 7–10	Modelling ceramic animals	ALL	33
APR 7–9	Drawing for beginners	BEG	11	MAY 9–12	Create a unique book	ALL	7
APR 7–9	Stone carving	BEG	38	MAY 10–12	Making marbled papers	BEG/INT	7
APR 7–9	Watercolour painting	BEG	29	MAY 10–12	Willow sculpture on a small scale	ALL	5
APR 7–9	Throwing and turning	BEG	33	MAY 10–12	Black and white digital photography	INT	31
APR 7–9	Jewellery in wood with inlay	ALL	20	MAY 11	Day silversmithing workshop	ALL	23
APR 8	Creative writing skills	ADV	10	MAY 12	Reflective practice – peer to peer	INT/ADV	9
APR 9	Ukulele playing	INT	24	MAY 12–14	Abstract painting	ALL	26
APR 9	Gardening – the small garden	ALL	14	MAY 12–14	Willow basketmaking	BEG	5
APR 9–11	Experimental collage	ALL	25	MAY 12–14	Marbling on paper and fabric	INT	7
APR 9–12	Digitally printed textile design	BEG/INT	50	MAY 12–14	Contemporary decorative embroidery	ALL	48
APR 9–12	Machine embroidered jewellery	BEG/INT	48	MAY 12–14	Making glass beads	BEG	16
APR 9–13	Pastel painting	INT/ADV	26	MAY 12–14	Exploring form in ceramics	INT	33
APR 12	Sculpting hands in clay – a taster day	ALL	46	MAY 13	Blacksmithing – taster day	BEG	45
APR 13–16	Imaginative drawing – illustration	ALL	11	MAY 14	Blacksmithing – taster day	BEG	45
APR 13–17	Pottery – a throwers' workshop	INT/ADV	33	MAY 14–17	Three-dimensional tapestry weaving	INT/ADV	53
APR 14–16	Portrait painting in oil	BEG	28	MAY 14–18	Sculpting the female torso	ALL	40
APR 14–16	Japanese calligraphy	BEG/INT	8	MAY 14–19	Stone carving in the landscape	ALL	38
APR 14–16	Macro photography	ALL	31	MAY 14–19	Watercolours – light and texture	INT/ADV	29
APR 16–20	Make creatures to illustrate a tale	ALL	50	MAY 14–19	Making jewellery in silver	ALL	20
APR 16–21	Composition in painting	INT/ADV	26	MAY 14–19	Pottery – firing pots with wood	INT/ADV	33
APR 17–21	Creative blacksmithing projects	ALL	22	MAY 15	Lino printmaking – a taster day	BEG	46
APR 18	Pottery – throwing pots taster	BEG	46	MAY 16–19	Painting and screen printing on cloth	ALL	51
APR 18	Day jewellery workshop	ALL	20	MAY 17–19	Natural dyeing	ALL	53
APR 20	Pebble mosaics – a taster day	BEG	44	MAY 19–21	Portrait painting in oils	INT/ADV	28
APR 20	Sculpting animals with clay – taster	BEG	46	MAY 19–21	Sculpture – modelling and carving	BEG	40
APR 20–23	The visual language of paint	INT/ADV	26	MAY 19–21	Painting tulips in watercolours	ALL	25
APR 20–23	Purses and containers – silk and silver	ALL	48	MAY 19–21	Netsuke carving	BEG/INT	57
APR 21	Woodturning taster – a small bowl	BEG	47	MAY 19–21	Mosaics	BEG/INT	18
APR 21–23	Drawing process and methodology	INT	11	MAY 19–21	Pottery – throwing and turning	BEG	34
APR 21–23	Turning greenwood	INT/ADV	56	MAY 19–22	Millinery – making silk roses	ALL	48
APR 21–23	Dichroic glass jewellery	ALL	16	MAY 20	Printing colour on fabric – taster	BEG	46
APR 23–25	Wood engraving	ALL	36	MAY 21–26	Landscape painting – abstract	INT/ADV	27
APR 23–27	Enamelling on copper	ALL	19	MAY 22–25	Hand embroidery – techniques	BEG/INT	48
APR 23–28	Chinese brush painting – flowers	ALL	29	MAY 22–25	Textiles – developing ideas	INT/ADV	51
APR 23–28	The creative self – finding your power	ALL	9	MAY 26	The instant sketchbook	ALL	25
APR 24–27	Silk painted scarves	BEG	50	MAY 26	Free machine quilting	INT	48
APR 25–MAY 2	Bronze casting	ALL	39	MAY 26–28	Poetry – form and expression	ALL	10
APR 28–30	Life drawing	BEG	11	MAY 26–28	Drawing for design	INT	11
APR 28–30	Taxidermy	BEG	39	MAY 26–29	Adventurous drawing	INT/ADV	12
APR 28–30	Landscape drawing with charcoal	ALL	11	MAY 26–29	Acrylic ink painting	ALL	30
APR 28–30	Shaker box making	ALL	56	MAY 26–29	Japanese woodcut printmaking	ALL	36
APR 28–30	Tile making	ALL	33	MAY 26–29	Shibori dyeing for textiles	ALL	51
APR 28–30	Enamelling	BEG	19	MAY 26–29	Exploring Japanese pottery	BEG/INT	34
APR 28–MAY 1	Stained glass	BEG	16	MAY 28–30	A passion for song	INT/ADV	24
APR 29	Create your own topiary	BEG/INT	15	MAY 29–JUNE 1	Mixed media images	BEG/INT	26
APR 30	Gardening – working with colour	ALL	15	MAY 29–JUNE 1	Rag rug techniques	ALL	53
APR 30–MAY 3	Flame and fused glass	BEG	16	MAY 29–JUNE 1	Photography – making room for creativity	ALL	31
APR 30–MAY 5	Experimental drawing	ALL	11	MAY 29–JUNE 2	Painting townscapes in oils	INT/ADV	28
MAY 1	Enamel silver earrings – taster	BEG	45	MAY 30	Pottery taster – throwing pots	BEG	46
MAY 1–5	Shoe making in fabric	INT	48	MAY 30–JUNE 2	Metalwork for the garden	ALL	22
MAY 2–5	Making automata	ALL	38	MAY 31	Stained glass taster	BEG	44
MAY 2–5	Digital seascape photography	BEG/INT	31	MAY 31	Pottery – a practical glazing day	ALL	34
MAY 3–5	Willow work for the garden	BEG/INT	5	JUNE 1	Stained glass taster	BEG	44
MAY 4–7	Pottery – wheel thrown porcelain	INT/ADV	33	JUNE 1	Day silversmithing workshop	ALL	23
MAY 4–7	Making armour	BEG/INT	22	JUNE 2–4	<i>West Dean Arts and Craft Festival</i>		59
MAY 5–7	Freedom in watercolours	BEG	29	JUNE 2–4	Crime writing	ALL	10
MAY 5–7	Introduction to screenprinting	BEG	36	JUNE 2–4	Life drawing – composition	INT	12
MAY 5–7	Writing a short story	BEG	10	JUNE 2–4	Gain control of your DSLR camera	BEG/INT	32
MAY 5–7	Drawing and mapping the landscape	INT	11	JUNE 2–4	Painting heraldry	BEG/INT	8
MAY 5–7	Italic handwriting	ALL	8	JUNE 3	Mould making and casting	ALL	40
MAY 5–7	General silversmithing	ALL	23	JUNE 4–9	Sketching across the South Downs	ALL	12
MAY 7–10	Overlays – creative textiles	INT/ADV	50	JUNE 4–9	Life painting	INT/ADV	27

Level of experience needed for each course
BEG: Beginners INT: Intermediate
ADV: Advanced ALL: Suitable for all

JUNE 5	Mosaics taster	BEG	44	JULY 6	Day silversmithing workshop	ALL	23
JUNE 5	Make a silver spoon – a taster day	ALL	45	JULY 6–9	Lino block printed textiles	ALL	51
JUNE 5–7	Pottery – throwing and turning	BEG	34	JULY 6–9	Make simple furniture	BEG	55
JUNE 5–8	Hand knitting – nature	INT	54	JULY 7–9	Drawing from observation	BEG/INT	12
JUNE 5–8	Woodturning	INT/ADV	57	JULY 7–9	Watercolour painting – loosening up	ALL	30
JUNE 5–8	Willow bark basketry	ALL	5	JULY 7–9	Textile basketry	BEG/INT	5
JUNE 6–9	Make leather summer moccasins	ALL	50	JULY 7–9	Pottery – throwing and turning	BEG	34
JUNE 8–11	Picture framing	BEG	58	JULY 7–10	Small stone carvings	ALL	39
JUNE 8–11	Silversmithing – engraving and carving	ALL	23	JULY 8	Needlelace embroidery brooch	BEG/INT	49
JUNE 9–11	Drawing for beginners	BEG	12	JULY 9	Garden photography – taster	BEG	46
JUNE 9–11	Tapestry weaving	BEG	54	JULY 9–12	Calligraphy	BEG	8
JUNE 9–11	Woodturning	BEG	57	JULY 9–13	Botanical painting – summer colours	ALL	25
JUNE 9–11	Woodcarving in relief – wildlife	BEG/INT	57	JULY 9–14	Drawing – mark-making	ALL	26
JUNE 10	Garden design	ALL	15	JULY 9–14	Advanced furniture making	ADV	55
JUNE 11	Carving in stone taster	BEG	46	JULY 9–14	General silversmithing	ALL	23
JUNE 11–14	Printing with light – photograms	ALL	51	JULY 9–14	Sculpture from nature – paper clay	INT/ADV	34
JUNE 11–15	Bookbinding – making containers	ALL	7	JULY 10	Willow basketmaking taster	BEG	44
JUNE 11–15	Jewellery boxes	INT/ADV	20	JULY 10–13	Basketmaking and chair seating	ALL	6
JUNE 11–16	Colourful woodcut printmaking	ALL	36	JULY 12–16	<i>The Chilingirian Quartet course</i>	INT/ADV	24
JUNE 12–16	Stitched textiles	INT/ADV	51	JULY 13–16	Making through drawing and sculpture	ALL	40
JUNE 14–16	Psycho-geography drawing	INT	12	JULY 13–16	Narrative textiles	ALL	51
JUNE 15–18	Making kilnformed relief glass	ALL	16	JULY 14–16	Paper drypoint printmaking	ALL	36
JUNE 15–18	Enamelling on silver	ALL	19	JULY 14–16	Glass engraving	ALL	17
JUNE 16–18	Portrait in oils	ALL	28	JULY 14–16	Hand built ceramics	ALL	34
JUNE 16–18	Digital photography in the garden	BEG/INT	32	JULY 14–16	Jewellery – colourful beads	BEG/INT	21
JUNE 16–18	Furniture upcycling workshop	BEG	55	JULY 14–16	Painting still life in oils	BEG	28
JUNE 16–18	Blacksmithing	BEG	22	JULY 14–17	Expressive watercolours	INT	30
JUNE 16–18	Experimental drawing – pastels	BEG/INT	12	JULY 15	Metalwork sculpture taster	BEG	15
JUNE 16–19	Painted lettering – various surfaces	ALL	8	JULY 15	<i>Concert by the Chilingirian Quartet</i>		60
JUNE 18	Growing fruit and vegetables	BEG/INT	15	JULY 16–18	Intuitive drawing	INT	13
JUNE 18–21	Drawing in the gardens	INT	12	JULY 16–19	Colourful contrast in felt making	BEG/INT	51
JUNE 18–21	Confident watercolour painting	ALL	30	JULY 16–19	Make a leather day bag	INT	50
JUNE 18–21	Photoshop for screenprinting	INT/ADV	36	JULY 17	Making fabric pictures taster	BEG	47
JUNE 18–21	Experimental drawing for textiles	INT/ADV	51	JULY 18–21	Quilting – appliqué and stitching	BEG/INT	49
JUNE 20	Day jewellery workshop	ALL	20	JULY 18–21	Bookbinding – decorated bindings	ALL	7
JUNE 23	Creative development – a focus map	INT	9	JULY 18–23	Greenwood Windsor chairmaking	ALL	55
JUNE 23	Perspective – drawing and painting	ALL	12	JULY 20	Felt making – a taster day	BEG	47
JUNE 23–25	Bead threading	ALL	21	JULY 20–23	Hand painted silk scarves	INT/ADV	52
JUNE 24	Silver and gold earrings – taster	BEG	45	JULY 20–23	Digital portrait photography	INT	32
JUNE 24	Botanical drawing – taster day	BEG	45	JULY 20–23	Fusing glass	BEG	17
JUNE 24	The blacksmith's craft – taster	BEG	45	JULY 21–23	Iridescence in watercolour painting	INT	30
JUNE 25	Make a silver box or bowl – taster	BEG	45	JULY 21–23	Cartoon drawing	INT	13
JUNE 25	Woodcarving taster	BEG	47	JULY 21–23	Bobbin lacemaking	ALL	54
JUNE 25	The blacksmith's craft – taster	BEG	44	JULY 23	Lessons from the landscape – garden lecture	ALL	14
JUNE 26–28	Botanical painting – vegetables	ALL	25	JULY 23–27	Stitch-based creative practice	INT/ADV	52
JUNE 26–28	Collage animation	BEG/INT	32	JULY 23–28	Painting – colour, tone and division	INT/ADV	27
JUNE 26–28	Sculptural carving in wood	ALL	39	JULY 23–28	Landscape drawing	INT/ADV	13
JUNE 26–29	Sculptural textile forms	INT/ADV	51	JULY 23–28	Mosaic intensive	INT/ADV	18
JUNE 26–29	Exploring porcelain	INT/ADV	34	JULY 23–28	Mosaics – the principles of making	INT/ADV	18
JUNE 26–29	Argentium silver	INT/ADV	21	JULY 24–27	Creative papermaking	ALL	8
JUNE 29	Millinery taster – make a silk daisy chain	ALL	47	JULY 25	Day jewellery workshop	ALL	21
JUNE 29	Life drawing – a taster day	BEG	44	JULY 25–28	Photoshop for textile design	BEG/INT	52
JUNE 30	Watercolour painting taster	BEG	45	JULY 28	Machine embroidered landscapes	BEG	47
JUNE 30	Leatherwork in suede – a taster	BEG	47	JULY 29–AUG 4	<i>The Summer School in Visual Art & Craft</i>	<i>Week 1</i>	41
JULY 1	Travel writing	BEG	10	JULY 29–AUG 4	Printmaking with lino	ALL	37
JULY 1	Abstract painting	INT/ADV	27	JULY 29–AUG 4	Memoir writing	ALL	10
JULY 1	Painting with acrylics taster	BEG	45	JULY 29–AUG 4	Painting trees and woods in oils	ALL	28
JULY 2	Oil painting taster	BEG	46	JULY 29–AUG 4	Comprehensive drawing course	ALL	13
JULY 2	Bookbinding – create a unique journal	BEG	45	JULY 29–AUG 4	Woven tapestry – manipulating weft	ALL	54
JULY 2	Dynamic life drawing	ALL	12	JULY 29–AUG 4	Creative digital photography	ALL	32
JULY 3	Embroider a colourful brooch – taster	ALL	47	JULY 29–AUG 4	Create your own jewellery	ALL	21
JULY 3	Botanical painting – a taster day	BEG	46	JULY 29–AUG 4	Throwing and raku firing	INT/ADV	34
JULY 3	Composition	ALL	12	JULY 29–AUG 4	Design and make mosaics	ALL	18
JULY 5	Make a tapestry brooch – taster	BEG	47	JULY 29–AUG 4	Sculptural woodcarving	ALL	39
JULY 5–7	Making a pop-up paper treehouse	ALL	7	AUG 5	Church and event flowers	BEG/INT	15
JULY 5–7	Hand embroidery – vintage style	BEG/INT	49	AUG 5–11	<i>The Summer School in Visual Art & Craft</i>	<i>Week 2</i>	42



CHRONOLOGICAL LIST OF COURSES AND EVENTS CONTINUED

AUG 5-11	Creative dyeing for fabrics	ALL	52	SEPT 3-6	Machine embroidery	ALL	49
AUG 5-11	Exploring sculptural themes	ALL	40	SEPT 3-7	Painting – Fauvist colour	INT/ADV	28
AUG 5-11	Hybrid printmaking	ALL	37	SEPT 3-8	Make a small blanket chest	BEG	56
AUG 5-11	Painting in egg tempera	ALL	27	SEPT 3-8	Gold keum-boo on silver jewellery	INT	21
AUG 5-11	Experimental watercolours	INT	26	SEPT 6	Weaving, pure and simple – taster	BEG	47
AUG 5-11	Contemporary hand felting techniques	ALL	52	SEPT 8-10	The black and white sketchbook – line	ALL	13
AUG 5-11	Enamel – altered surfaces	INT/ADV	19	SEPT 8-10	Portrait painting in oils	INT	29
AUG 5-11	Ceramics – exploring throwing	INT/ADV	34	SEPT 8-11	Portrait heads in terracotta	ALL	40
AUG 11-13	Chilli Fiesta			SEPT 8-11	Printing with dyes	ALL	53
AUG 12-18	The Summer School in Visual Art & Craft	Week 3	43	SEPT 9	Glass fusing – coloured strands	ALL	17
AUG 12-18	Abstract painting	ALL	27	SEPT 9	Silver jewellery taster	BEG	45
AUG 12-18	Experimental landscape drawing	INT/ADV	13	SEPT 10	Glass fusing – metal inclusions	ALL	18
AUG 12-18	Cotemporary basketmaking	ALL	6	SEPT 10	Stone carving taster	BEG	46
AUG 12-18	Making automata	ALL	38	SEPT 10-14	Enamelling copper bowls	ALL	19
AUG 12-18	Landscapes – cloth, paper and stitch	ALL	52	SEPT 10-14	Pastel painting	INT/ADV	28
AUG 12-18	The wonders of warm glass	ALL	17	SEPT 10-15	Carving English soapstone	ALL	39
AUG 12-18	Sculpting in metals	ALL	22	SEPT 10-15	Painting still life – towards abstraction	INT/ADV	26
AUG 12-18	Creative silversmithing	ALL	23	SEPT 11-13	Pottery – throwing and turning	BEG	35
AUG 18-20	Creative ink drawing	ALL	13	SEPT 11-14	Calligraphy – italics	ALL	8
AUG 18-20	Botanical drawing	INT	25	SEPT 11-15	Sculpture from scrap	ALL	22
AUG 18-20	Stained glass – garden art	ALL	17	SEPT 12-15	Textiles – dyes, piecing and hand stitching	ALL	53
AUG 18-20	Enamelling	BEG	19	SEPT 13-15	Linocut printmaking	ALL	37
AUG 18-21	Woodturning	BEG	57	SEPT 14-17	Moving metal – press forming	ALL	23
AUG 19	Selecting the right garden plants – garden lecture	ALL	14	SEPT 15-17	Writing poetry	ALL	10
AUG 19-24	Classical Guitar Summer School	ALL	24	SEPT 15-17	Finding your creative voice	ALL	9
AUG 19	Guitar concert with Pavel Steidl		60	SEPT 15-17	Woodcarving	BEG	57
AUG 20	Guitar Festival Open Day with recital		60	SEPT 15-17	Creative crochet	BEG/INT	54
AUG 20-23	Fill your sketchbook with life	ALL	13	SEPT 15-17	Woodworking – a portable bookcase	BEG	56
AUG 20-24	Coastal painting	INT/ADV	29	SEPT 15-17	Mosaics – material exploration	ALL	18
AUG 21	Stained glass taster	BEG	44	SEPT 16	Blacksmithing taster	BEG	45
AUG 21	Enamel silver earrings – taster	BEG	45	SEPT 17-20	Jewellery – chain-making	ALL	21
AUG 21	Guitar concert with Gaëlle Solal		60	SEPT 17-21	Etching workshop	ALL	37
AUG 21-24	Stop frame animation	BEG/INT	32	SEPT 17-21	Picture framing	ALL	58
AUG 21-25	Pattern cutting and sewing a coat	INT/ADV	49	SEPT 17-22	Expressive painting from nature	INT/ADV	28
AUG 22	Inlaid coloured clay – taster	ALL	46	SEPT 17-22	Pottery – glazes, glazing and firing	INT/ADV	35
AUG 22	Guitar concert with the Katona Twins		60	SEPT 18	Woodturning taster – a small bowl	BEG	47
AUG 22-28	Silversmithing Summer School	ALL	23	SEPT 19	Woodturning taster – a small bowl	BEG	47
AUG 24	Painting – make and prepare materials	ALL	27	SEPT 19-22	Watercolours – texture and pattern	INT	30
AUG 24	Japanese pottery taster	BEG	46	SEPT 19-22	Woodturning bowls	ALL	57
AUG 24-27	Watercolour painting – the nude	INT/ADV	30	SEPT 21-24	Life modelling	BEG/INT	40
AUG 24-27	Blocked hats in straw and felt	BEG/INT	49	SEPT 21-24	Photography and walking	INT	32
AUG 25	Drawing – a taster day	BEG	44	SEPT 21-24	Traditional upholstery	BEG	58
AUG 25-27	Drawing for improvers	BEG/INT	13	SEPT 21-24	Making decorative silver beads	INT/ADV	21
AUG 25-28	Blacksmithing	BEG	22	SEPT 22-24	Oil painting	BEG	29
AUG 25-28	Mosaics for the garden	ALL	18	SEPT 22-24	Music appreciation – Haydn	ALL	24
AUG 25-28	Pottery – throwing and turning	BEG	34	SEPT 22-24	Fine furniture – an inlaid tray	ALL	56
AUG 26	Propagation – plants for free	BEG/INT	15	SEPT 22-25	Ceramic animal sculpture	ALL	35
AUG 27-SEPT 1	Mixed media, collage and process	ALL	26	SEPT 23	Recital of Music for Violin and Piano		60
AUG 27-SEPT 1	Woodcut printmaking	ALL	37	SEPT 24-27	Talkative colour	ALL	28
AUG 27-SEPT 1	Tapestry weaving	BEG/INT	54	SEPT 24-27	Sculptural willow for the garden	BEG/INT	6
AUG 28-31	Gain control of your DSLR camera	BEG/INT	32	SEPT 24-28	Photo screenprinting	INT	37
AUG 28-31	Textiles using felt making processes	ALL	53	SEPT 24-29	Bookbinding	ALL	8
AUG 28-31	Glass beadmaking – developing skills	INT	17	SEPT 24-29	Enamel – exploring process	INT/ADV	19
AUG 28-SEPT 1	Botanical painting – berries	ALL	25	SEPT 25-28	Fused glass – land and sea	ALL	18
AUG 29	Day silversmithing workshop	ALL	23	SEPT 27-29	Chinese braiding and embroidery	ALL	54
AUG 30	Day jewellery workshop	ALL	21	SEPT 28-Oct 1	Sculpting with steel	ALL	40
AUG 31-SEPT 3	Machine embroidery	ALL	49	SEPT 28-Oct 1	Stained glass – an introduction	BEG/INT	18
AUG 31-SEPT 3	Jewellery – mixed metals and stones	INT	21	SEPT 29-Oct 1	Relief printmaking	ALL	37
AUG 31-SEPT 3	Throwing and turning porcelain	INT	35	SEPT 29-Oct 1	Oil painting – the nude	INT/ADV	29
SEPT 1	Glass beadmaking – taster	BEG	45	SEPT 29-Oct 1	Tapestry weaving	BEG	54
SEPT 1-3	Watercolour painting	BEG	30	SEPT 29-Oct 1	Sculptural woodcarving	ALL	39
SEPT 1-3	Hand knitting	BEG	54	SEPT 30-Oct 3	Stone carving – angels and demons	ALL	39
SEPT 1-3	Paper, text and image – textiles	ALL	53				
SEPT 1-4	Portrait painting – all media	ALL	27				
SEPT 3-6	Willow basketmaking – British	INT/ADV	6				
SEPT 3-6	Lettercutting in stone and slate	ALL	8				

USEFUL INFORMATION

Course fees listed by each course do not include accommodation. Courses lasting more than one day start early evening. Dinner on the first evening is included along with lunch, tea and coffee throughout your stay. Students enjoy use of all the College facilities, including the Computer Suite and Library as well as access to West Dean Gardens. To book accommodation with evening meals and breakfast, please refer to the fees on page 70.

ACCOMMODATION

All guest rooms are provided with complimentary tea, coffee and toiletries as well as towels, hair dryer, clock radio, iron and ironing board. Most rooms are ensuite or with adjacent private facilities. Ten rooms are located in the Vicarage just behind the college and annexes in the grounds are used in the Easter and academic summer holidays, subject to availability.

ACCESSIBILITY

The main house is a large historic building with several changes in floor level. It has been adapted to help people with a disability attend courses. Please contact the Bookings Office to discuss access or any other concerns and indicate these on your postal booking form or in 'special requirements' if booking online. There is a twin ensuite guest room in the house adapted for wheelchair users which is accessible by lift. The lift also gives access to some guest rooms on the second floor which are suitable for visitors with limited mobility but not for wheelchair users.

The two first-floor Art Studios in the house are reached by a single flight of stairs or a stair-lift. The Forge, Old Dairy, Orangery, Auditorium and Sculpture Courtyard are not in the house. The Orangery Studio is situated in the gardens, 25 metres from the house; the Auditorium, Forge, Old Dairy and Sculpture Courtyard are part of The Edward James Studios approximately eight minutes' walk from the house.

The college has two mobility scooters; please book these in advance. If you are deaf or hard of hearing we can supply a Deafgard vibrating pad to place under your pillow to alert you if the fire alarm is sounded. If you require this facility please indicate this on your postal booking form or in 'special requirements' if booking online. Pets, other than assistance dogs, cannot be accommodated at the college. Please don't leave dogs in vehicles in the college car park at any time.

DINING

The dining room is a self-service restaurant which provides an extensive range of salads, hot dishes, and a vegetarian option at every service. If you have specific dietary requirements please indicate these on your postal booking form or in 'dietary requirements' if booking online. If you would like to discuss your needs please contact the Head Chef on 01243 818268.

IMPORTANT INFORMATION

Mobile phone reception for most networks is limited both in and around the college. Free Wi-Fi is available in most public areas of the college. A payphone is situated near the reception desk in the college. Drinking water can only be taken into workshops and studios in sports-top bottles. Bottled water is available from the bar. Smoking is not permitted anywhere in West Dean College or its associated outbuildings.

MATERIALS AND EQUIPMENT

Our workshops and studios are all well equipped with relevant tools and equipment. On some courses, material costs, or part of these costs, are included in the fees. The course details list the materials and equipment required for each course and those that will be stocked in our Craft Shop. However, it is best to wait and discuss requirements with the tutor before purchasing specific items. Any items that you need to bring are listed separately. Please remember that on practical courses you will often need to purchase materials throughout the course to complete projects – e.g. jewellery materials and paints etc. All personal protection equipment is supplied by the college except footwear – steel toe capped safety boots are required for courses held in the Forge.

OVERSEAS STUDENTS

UK immigration rules state that if you plan to study while you are in this country you should enter the UK as a student, not as a tourist. You may apply for a Student Visitor Visa in advance, or apply for entry clearance as a Student Visitor when you arrive at a UK airport. Please check which applies before you travel. Find out more at ukba.homeoffice.gov.uk



USEFUL INFORMATION

USUAL TIMETABLE

For courses more than one day in length

Arrival Day

From 4pm
Arrival for residential students
Non-residential students to arrive by 6.45pm
6.45pm
Welcome chat

7pm
Dinner
8–9pm
First teaching session

Daily Timetable

Morning and afternoon tea/coffee breaks are taken to suit the flow of teaching.

9.15am
Morning classes
12.45pm
Lunch
2pm
Afternoon classes
5pm
Classes finish
From 6.30pm Dinner
(for residential students only)

8pm
Evening working – students may have evening access to certain workshops in the absence of their tutor, but only with their tutor's permission and provided it is safe to do so.
Some courses and lectures follow different timetables. Details are sent with your booking confirmation.

Departure – last day

Morning tea/coffee break is taken to suit the flow of teaching.
9.15am
Morning classes
10am
Residential students are asked to vacate rooms
12.45pm
Lunch
3pm
Classes finish
3.30pm
Tea then departure



HOW TO MAKE YOUR BOOKING

Online at www.westdean.org.uk
Find the course that you are interested in then select 'book now'. You will need to pay the full fee when booking online.

A confirmation email will be sent asking you to download the full course details and arrival information. You will receive a further email from the Bookings Office within the next three working days confirming your course place and accommodation. We will endeavour to allocate the type of room you have requested, however, if the room required is not available, the most suitable alternative will be allocated, and adjustments to the value of your booking will be made. In the unlikely event that the course is full, we will contact you within three working days to suggest alternative courses or to arrange a full refund.

Call 01243 818300

Between 7.30am and 8pm, seven days a week. The full fee is payable when booking by phone. We will send you confirmation, course details and arrival information. If this is your first course you will receive a 10% discount.

By post, fax or email

Simply complete a booking form per person. If you need additional forms please photocopy the form or download one from our website, www.westdean.org.uk. A deposit of £125 per person, per course is payable, or the full cost of the course if £125 or less. The final payment is due six weeks before the start of the course. Full payment is therefore required if you make your booking within six weeks of the course. If paying by credit or debit card final payment will automatically be taken six weeks before the course starts, using the card details supplied on the booking form.

After booking we will send you a confirmation pack with course details, arrival information and notice of any outstanding payment. If the course is fully booked we will contact you promptly to discuss alternative courses or arrange a refund.

Post to Bookings Office, West Dean College, West Dean, Chichester, West Sussex PO18 0QZ
Fax +44 (0)1243 818293
Email bookingsoffice@westdean.org.uk

We are always happy to help with any queries you have when making your course selection. Call us on 01243 818300.

HOW TO GET TO WEST DEAN

West Dean College is in the South East of England, on the A286, six miles north of the historic city of Chichester and 60 miles south of London.

Road: the College postcode is PO18 0QZ. There is convenient road access from London (65 miles) and from Gatwick, Southampton and Heathrow airports.

Rail: the nearest railway station is Chichester (from London Victoria) from where the college minibus collects students at certain times. It is within reach of Eurotunnel connections as well as cross channel ferries from Portsmouth, Dover and Newhaven. Further travel details will be sent with your booking confirmation letter.

EQUAL OPPORTUNITY

As part of The Edward James Foundation, West Dean College is committed to equality of opportunity for its staff and students. It values diversity and strives to create a positive and inclusive atmosphere based on respect for others in which people are actively encouraged to reach their full potential.

FOR OFFICE USE

Promotional Code: Invoice No: VPS Code: Room:

YOUR DETAILS

Title First name Nationality (Please check your VISA requirements)

Surname Male Female Special needs/Mobility/Other - (Please provide brief details or supply a letter with your booking form)

Address Dietary needs

How did you hear about this course?

Postcode Country Date of birth

Email I'd like to receive the email newsletter Yes No

I'd like an email notification when the new brochure is online Yes No

I'd like to receive a postal copy of the new brochure Yes No

Telephone home Work/mobile I'd like my confirmation Emailed Posted

We will not disclose your details to third parties. We will use this data to carry out our obligations arising from your booking with us, to provide you with information about other courses and events or to notify you about changes to our courses.

COURSE DETAILS Please refer to each course listing in brochure for fees

Courses	Course code	Course/lecture title	Dates	Cost (£)
1st course				
2nd course				
3rd course				

ACCOMMODATION Accommodation required? No Yes (please indicate your preferred room type and enter costs in the table below)

	1st course	2nd course	3rd course
Annexe room with ensuite shower (Easter and Summer Holidays only)	Single occupancy		
Standard room with ensuite or adjacent private bathroom (*Main house/Vicarage)	Single occupancy		
	Twin occupancy (see below)		
Superior room with ensuite bathroom (*Main house/Vicarage)	Single occupancy		
	Twin occupancy (see below)		
*Please select one	Main house (bath or shower or bath/shower)		
	Vicarage (bath/shower)		
Is twin occupancy required? Yes No			
If yes, please state the name of the person you will be sharing with			
If they are attending a course, please state the code (a separate booking form must be completed if they're attending a course)			
If they are attending on a resident only basis (non-student) please add £72 per night (dinner, bed and breakfast) if sharing a Standard room and £84 per night (dinner, bed and breakfast) if sharing a Superior room.			
	Sub-total 1st course (incl. accommodation)		
	Sub-total 2nd course (incl. accommodation)		
	Sub-total 3rd course (incl. accommodation)		
	TOTAL		

PAYMENT

CARD DETAILS

Please charge my card below with:

Full fee or

Deposit of £125 (I authorise West Dean College to take the final balance six weeks before the course start date, using the card details supplied)

BY CHEQUE (payable to 'The Edward James Foundation Ltd')

Full fee or

Deposit of £125

Card number

Security code (three digit code on the reverse of the card)

Valid from Expiry date

Issue number (if applicable)

Name (as it appears on the card)

Signature Date

PLEASE RETURN TO Bookings Office, West Dean College, West Dean, Chichester, West Sussex PO18 0QZ



WEST DEAN COLLEGE TERMS AND CONDITIONS AND ACCOMMODATION FEES

I Booking a Course

- 1.1 Courses are open to anyone aged sixteen (16) and over:
- 1.2 To book a place please complete the Booking Form and return it to the Booking Office with the appropriate Deposit, or book online at www.westdean.org.uk.
- 1.3 Your place on the Course will be subject to availability and will be confirmed once we send you the Course joining instructions.
- 1.4 If the College is unable to offer you a place on the Course of your choice, it will notify you and your name will be added to a Course waiting list. Any sums you have already paid for this Course will be refunded.
- 2 The College's Rights and Obligations**
- 2.1 We make every effort to run courses as advertised. However, The College reserves the right to change the venue, time, date, content or Tutor of any Course where such change is necessary to facilitate the delivery or better delivery of such Course.
- 2.3 The College reserves the right to withdraw from any accreditation scheme at any time or to cancel any Course if in the College's opinion it is no longer viable.
- 2.4 The College reserves the right to give your contact details to your Course Tutors unless you contact our Bookings Office to opt out.
- 3 Your Rights and Obligations**
- 3.1 Please bring your joining instructions with you to the start of the Course.
- 3.2 You must notify the College, in writing, if any of your registration details change including but not limited to your name, address, telephone number and/or e-mail address.
- 3.3 You agree to comply with all of the College's policies and procedures applicable to you and to act with courtesy, consideration and integrity at all times towards the College, its staff and other students at the College. The College reserves the right, in its absolute discretion, to terminate this agreement and to remove you from the Course and/or to exclude you from the College in circumstances where your conduct is deemed by the College to be unfit or unsuitable or damaging to the College or its reputation. If you are removed from the Course in accordance with this clause, the College will not refund any sums paid by you to the College.
- 3.4 The College may take and use images of you and/or your work (including any videos or photographs or sound recordings) ("Images") to promote the College and its activities. Wherever possible permission from you will be requested at the time the images are taken. Images of your work may appear without a credit. You must notify the College in writing prior to the Course start date if you do not agree to any such Images being used.
- 3.5 Should you have any cause for complaint during your Course, please talk to your Tutor in the first instance, or ask at Reception to speak with a Short Course organiser.
- 4 Payment and Charges**
- 4.1 You must pay the Deposit at the same time as you send the College the Booking Form. Payment of the Course Fee (less any Deposit paid) will be

- due six (6) weeks prior to the Course start date. If the Course Fee is less than or equal to the Deposit value stated in the Brochure, or if booking online or by telephone, you must pay the full Course Fee at the time of booking.
- 4.2 If you fail to pay the full Course Fee when it is due the College reserves the right to cancel your place on the Course and to keep any Deposit that you may have paid.
- 4.3 The Course Fee and Accommodation Fee are as stated in the Brochure. The Course Fee includes use of the facilities and refreshments as further described in the full course description.
- 4.4 You may pay (or part-pay) the Course Fee for short courses (including any accommodation charges) using gift vouchers (which are available from the College in the values of £5, £10, £25, £50 and £100).
- 4.5 You must pay all charges in connection with any payments made by bank transfer.
- 4.6 Any damage caused by you (other than fair wear and tear) to the College, its facilities, equipment or resources will be separately invoiced by the College and such amounts shall be payable by you on demand.
- 5 Course Transfer/Cancellation**
- 5.1 You may transfer your booking to an alternative published course, providing there is a place available on that course, however your request must be received at least six (6) weeks prior to the Course start date for the original Course. An administration fee of twenty-five pounds (£25) is payable in order to transfer courses. If the Course Fee for the alternative Course is more expensive than the original Course you must pay any additional Course Fee immediately upon making the request to transfer. The College will reimburse the difference in Course Fees to you (less the £25 admin charge) if the original Course Fee was more expensive than the Course Fee for the alternative Course.
- 5.2 The College reserves the right to cancel this agreement with you if it is prevented from or delayed in the carrying on of its business due to circumstances beyond its reasonable control.
- 5.3 Every effort is made to run courses as advertised. However, The College reserves the right to cancel the Course at any time and, in this event, you will be notified as soon as possible.
- 5.4 If your booking and/or Course is cancelled by the College you can:
- 5.4.1 transfer to another Course (you will have to pay any additional Course Fee); or
- 5.4.2 receive a full Refund for any Course Fee or Deposit you have paid.
- 5.5 Cancellation of bookings by you:
- 5.5.1 if you wish to cancel your booking, please notify the Bookings Office as soon as possible by telephone and then confirm in writing.
- 6 Refund Policy**
- 6.1 If you cancel your booking within the Cooling Off Period (as defined in clause 18.1.4), you will be entitled to a full Refund (including your Deposit), pursuant to the Consumer Protection Regulations.
- 6.2 Subject to clause 6.1, provided you cancel your booking no later than six (6) weeks prior to the

- Course start date, the College will refund all sums paid except the Deposit.
- 6.3 The College will refund neither the Course Fee nor your Deposit if you:
- 6.3.1 cancel your booking within six (6) weeks of the Course start date; or
- 6.3.2 fail to attend all or any part of the Course for any reason including (without limitation) ill health.
- 6.4 Save as provided for in clauses 6.1 and 5.3, the College will be under no obligation to refund your Deposit.
- 6.5 Subject to clause 6.1, you will not be entitled to a Refund of any Course Fee (or other fees) if the College terminates this Agreement due to your breach of any of these Terms.
- 7 Accommodation**
- 7.1 Accommodation is allocated on a first-come, first-served basis. If the College cannot offer you your preferred choice, then the College will use reasonable endeavours to allocate you alternative accommodation and your fees will be adjusted accordingly.
- 7.2 The College will use reasonable endeavours to ensure that your room is available from 4.00pm on the day you are due to arrive and you must vacate rooms by 10.00am (both times GMT) on the last day of your Course.
- 7.3 Please ensure that the accommodation, its furnishings and effects are kept as clean and tidy as is consistent with its proper use and is in no worse a condition (fair wear and tear excepted) upon the end of your stay.
- 7.4 You will notify the College immediately of any damage to the accommodation, its furnishings or effects (whether caused by you or otherwise) on vacating your room. You are not permitted to share your room with anyone else unless arranged in advance with the College and any additional fees have been paid.
- 8 Accessibility**
- 8.1 The College's premises comprise a large historic building with several changes in floor level. The College has made adaptations to its premises in an attempt to enable those with disabilities to attend Courses. You must indicate any concerns you may have in relation to access (or any other concerns) on your booking form. You can give specific details on a separate, confidential, sheet of paper. You will then be contacted by a member of the College's staff who will discuss your individual requirements.
- 9 Materials and Equipment**
- 9.1 Prior to the start of your Course you will be given a detailed list of materials and/or equipment needed for the Course. The cost of materials and/or equipment is not always included in the Course Fee, thus you may have to pay for such materials and/or equipment in addition.
- 10 Limitation of liability**
- 10.1 This clause 10 sets out the entire liability of the College in respect of any breach of these Terms; and any tortious act or omission including negligence arising under or in connection with these Terms.
- 10.2 Notwithstanding any other provision in these Terms, neither party's liability to the other for death or personal injury resulting from its own negligence shall be limited.

- 10.3 The College shall not be liable to you for any of the following losses or damage (whether or not losses or damage were foreseen, direct, foreseeable, known or otherwise): loss of revenue; loss of actual or anticipated profits (including without limitation loss of profits on contracts); loss of the use of money; loss of business; loss of opportunity; loss of goodwill; loss of reputation; loss of, damage to or corruption of data; or any indirect, special or consequential loss or damage howsoever.
- 10.4 Subject to clauses 10.2 and 10.3 above, the total aggregate liability of the College arising out of, or in connection with these Terms whether for negligence or breach of contract or any case whatsoever shall be capped at the total amount of sums paid to the College by you.
- 10.5 The terms of this clause 10 shall survive the termination of these Terms.
- 11 Notices**
- 11.1 Any notice or other communication required to be given by you to the College under these Terms, shall be in writing and shall be delivered personally, or sent by pre-paid first-class post or recorded delivery or by courier, to the Group Head of Finance at the address set out on the back cover of this Brochure or as otherwise specified by the College in writing to you.
- 12 Waiver**
- 12.1 A waiver of any term, provision or condition of these Terms shall be effective only if given in writing and signed by both parties and then only in the instance and for the purpose for which it is given.
- 12.2 No failure or delay on the part of the College in exercising any right, power or privilege under these Terms shall operate as a waiver of such right, power or privilege, nor shall any single or partial exercise of any right, power or privilege preclude any other or further exercise of it or the exercise of any other right, power or privilege.
- 13 Invalidity**
- 13.1 If any provision of these Terms (or part of any provision) is found by any court or other authority of competent jurisdiction to be invalid, illegal or unenforceable, that provision or part-provision shall,

- to the extent required, be deemed not to form part of these Terms, and the validity and enforceability of the other provisions of these Terms shall not be affected.
- 13.2 If a provision of these Terms (or part of any provision) is found illegal, invalid or unenforceable, the provision shall apply with the minimum modification necessary to make it legal, valid and enforceable.
- 14 Entire Agreement**
- 14.1 These Terms and its Schedule constitute the entire agreement and understanding between the parties and supersedes any previous agreement between the parties relating to the subject matter of this Agreement.
- 14.2 You acknowledge and agree that in accepting these Terms you do not rely on, and shall have no remedy in respect of, any statement, representation, warranty, or understanding (whether negligently or innocently made) of any person (whether party to these Terms or not) other than as expressly set out in these Terms. Nothing in this clause shall operate to limit or exclude any liability for fraud.
- 14.3 Unless otherwise expressly provided elsewhere in these Terms, the Agreement may be varied only by a document signed by both parties.
- 15 Exclusion of third party rights**
- 15.1 The Contracts (Rights of Third Parties) Act 1999 shall not apply to these Terms and no person other than the parties to the Agreement shall have any rights under it, nor shall it be enforceable under that Act by any person other than the parties to it.
- 16 Governing law and jurisdiction**
- 16.1 These Terms, and any dispute, controversy, proceedings or claim of whatever nature arising out of or in any way relating to them or their formation, shall be governed by and construed in accordance with the laws of England and the parties submit to the exclusive jurisdiction of the English Courts.
- 17 Enquiries and other important information**
- 17.1 The following are not permitted on the College's premises (or in the courtyard eating area):
- 17.1.1 Smoking; or

- 17.1.2 pets, other than assistance dogs (and such must not be left in vehicles in the College's car park at any time).
- 17.2 The College will endeavour to cater for special diets required for medical reasons. You must provide details on your booking form if you have any special dietary requirements. If you wish to discuss your requirements in detail, contact the Head Chef on telephone number 01243 818268.
- 17.3 A copy of our current Student Complaints and Appeals Policy is available on our website or on request from the College.
- 18 Definitions**
- 18.1 In these Terms the following words shall have the following meanings:
- 18.1.1 "Brochure" means the current Course brochure in which the Course was advertised;
- 18.1.2 "Booking Form" means the form contained within the Brochure;
- 18.1.3 "College" means West Dean College, part of The Edward James Foundation Ltd (charity number 1126084, company number 6689362);
- 18.1.4 "Cooling Off Period" means the period after your booking is confirmed by the College and ending upon the expiry of the following fourteen (14) day period;
- 18.1.5 "Consumer Protection Regulations" means the Consumer Contracts (Information, Cancellation and Additional Charges) Regulations 2013;
- 18.1.6 "Course" means the course of study run by the College;
- 18.1.7 "Course Fee" means all the fees to be paid by you or on your behalf to the College under these Terms, as stipulated in the Brochure;
- 18.1.8 "Deposit" means the deposit to be paid to the College to reserve your place on the Course (as set out in the Brochure);
- 18.1.9 "Refund" means a refund of the Course Fee following cancellation under clause 5 of these Terms such refund to be made within fourteen (14) days beginning with the date on which notice of cancellation was sent;
- 18.1.10 "Terms" means these standard terms and conditions.

ACCOMMODATION FEES SUMMER 2017		ANNEXE ROOMS		STANDARD ROOMS		SUPERIOR ROOMS	
Price per person. Accommodation includes dinner and breakfast. (See course entries for course fees.)		with ensuite shower (Easter and Summer Holidays only)		with private bath/shower, ensuite or adjacent (Main House/Vicarage)		with ensuite bath/shower (Main House/Vicarage)	
		Single occupancy		Single occupancy	Twin occupancy	Single occupancy	Twin occupancy
WE	Weekend (Fri eve to Sun pm)	£122		£162	£112	£202	£132
2D	2 day course	£122		£162	£112	£202	£132
LW	Long weekend (Thu/Fri eve to Sun/Mon pm)	£187		£247	£172	£307	£202
3D	3 day course	£187		£247	£172	£307	£202
4D	4 day course	£252		£332	£232	£412	£272
5D	5 day course	£317		£417	£292	£517	£342
6D	6 day course	£382		£502	£352	£622	£412
7D	7 day course	£447		£587	£412	£727	£482
CQ	4½ days Chilingirian Quartet course	*£228		*£308	*£208	*£388	*£248
CG	5 days Classical Guitar Festival	*£285		*£385	*£260	*£485	*£310
SS	6 days Summer School	*£342		*£462	*£312	*£582	*£372
*The course fees shown against the course entries for CG, CQ and SS include all dinners as evening sessions are planned – the room rates have therefore been reduced accordingly.							
RESIDENT ONLY NON-STUDENTS							
A rate of £72 per night dinner, bed and breakfast is payable by a guest sharing a Standard room with a paying student and £84 per night dinner, bed and breakfast if sharing a Superior room with a paying student. Lunch, if required, can be booked in advance or at Reception on arrival.							
COURSE DEPOSITS (POSTAL BOOKINGS ONLY)							
Per person per course: more than six weeks prior to the course, a deposit of £125 secures a place (or the full course fee if £125 or less). Any balance is payable six weeks prior to the start of the course.							



YOUR CREATIVE RETREAT

VISUAL ARTS, CRAFTS AND MUSIC SUMMER SCHOOLS

- Immerse yourself in your chosen subject
- Swap-over sessions on arts and craft summer schools
- Evening activities

“

I felt encouraged by the tutor's advice and support and came away with many ideas to develop my work.”

Jacquie Nunn, Printmaking with Lino Summer School

