


OCTOBER 2016 – MARCH 2017

WEST DEAN
COLLEGE



MAKE CREATE DISCOVER SHORT COURSES

ART • CRAFT • GARDENING • MUSIC • TEXTILES • PHOTOGRAPHY • WOOD • METALWORK • CERAMICS



A CENTRE OF EXCELLENCE, CREATIVITY AND TRANQUILITY



Your passion or interest will be transformed into a deep and creative learning experience. Be guided and inspired by our expert tutors, practicing professionals with impressive reputations.

Learn in fully-equipped studios and workshops, with a pottery, forge, fine-metals workshop, light and airy art studios, a sculpture courtyard and a stone carving workshop. Set in the historic West Dean House, home to the college, and award-winning West Dean Gardens, escape the everyday and join a community of tutors and fellow students, each driven to enrich their lives through creating.

As part of an educational charity, the future of West Dean College rests both on our own fundraising ability and the income we generate across our activities.

Every penny you spend at West Dean, whether on a short course, in our shop or entry to the gardens, and every donation you make, helps us to open up West Dean for more people and preserve it for future generations.

West Dean College, West Dean, Chichester
West Sussex PO18 0QZ

The Edward James Foundation Ltd, Registered Charity No. 1126084

Front cover images: student work, Liz Clay, student work, Ane Christensen, Joanna Veevers
Back cover images: Debbie Wijskamp, Jane Ponsford, student work

“

As usual West Dean is heaven. The creative atmosphere is tangible as you arrive through the gates.”

Katrina Miller,
Willow basketmaking – organic asymmetric baskets



“

Very approachable, experienced and patient tutor – the teaching and course exceeded expectations.”

Karen Sweetland,
Pattern cutting and dressmaking
– a shift dress



Draw or paint in the brisk winter air, get your hands messy in the pottery studio, learn the satisfying art of binding your own books or take the time to weave a tapestry. Banish the dull grey days and make time for creativity this winter.

You'll find hundreds of courses to inspire throughout these pages. Once again we've listed themed weeks and taster courses under a back cover to make them easier to find.

Discover new courses with new tutors in automata, creative writing, mosaics and photography. Combine unusual materials to make jewellery from wood or print and dye fabrics with rust; you'll be amazed at the results. Or for the more traditional minded enjoy painting and gilding a trecento angel.

As we head towards Christmas, why not make the season more meaningful with something handmade? Join a taster course to make and take home unique creations, whether they are decorations to adorn your home or gifts made for family and friends.

Don't miss themed weeks on drawing and paper (see the back section) and a new unique course, Creative research and development skills – inspired by The Edward James Archive.

We look forward to welcoming you.

Alison Baxter, Head of Creative Enterprise

THE EDWARD JAMES LEGACY

The vision of founder and Surrealist patron Edward James, connects today's students with a rich heritage of arts, crafts and creative possibility.

Edward James, a lifelong art collector and a poet, inherited the West Dean House and Estate in 1912. When he came of age, Edward began investing his time and money in supporting artists, craftspeople, dancers and poets. His passion for the arts brought him into contact with many leading artists including Leonora Carrington, Remedios Varo, Salvador Dalí and René Magritte. In 1964 he created a charitable trust, The Edward James Foundation, to fulfil his desire to nurture music, traditional crafts and the visual arts. The Foundation opened West Dean College in 1971 as a centre for education and training in conservation and the visual and applied arts.



A GUIDE TO YOUR BROCHURE



To help you choose we've listed courses in three ways:

By subject area, see the contents page opposite.

By specific area, each subject area has categories within it, to flick straight to your area of interest.

By date, see the chronological list on pages 58 - 59

Each course has a brief description, tutor name, price, date and recommended level of experience. For more information on any course or tutor visit www.westdean.org.uk

Please note the fees next to courses do not include accommodation. See page 64 for accommodation prices.

HOW DO I BOOK?

Make a note of the course code at the end of each course description and go to www.westdean.org.uk, email bookingsoffice@westdean.org.uk or call 01243 818300.

Alternatively fill in the booking form at the end of this brochure.

If you are using the digital brochure simply click on the course code to book.

See page 61 for more details on how to book.

WHAT LEVEL AM I?

- Beginners – starting points**
If you have little or no experience these structured introductions will help you learn the basics.
- Intermediate – skills development**
If you have taken a related course or have existing skills, choose intermediate level and we will help you develop and work towards independent practice.
- Advanced – creative development**
Try these if you want to expand your skills, develop your practice and work intensively to achieve your maximum potential.
- Suitable for all**
These are subject focused courses that embrace all levels. A structured start is followed by guided independent practice.

CONTENTS

A Guide to Your Brochure	3	TEXTILES	44-51
Stay With Us	5	Sewing, Embroidery and Accessories	44-45
Bursaries	6	Leatherwork	45
CREATIVE DEVELOPMENT	7	Art Textiles	45-49
FOUNDATION DIPLOMA IN ART AND DESIGN	8	Constructed and Woven Textiles	49-51
BASKETMAKING, CHAIR SEATING AND WILLOW WORK	9	Developing skills and creative language in Tapestry Weaving (2 year course)	51
BOOKS, PAPER AND LETTERING	10-11	WOODWORKING AND FURNITURE MAKING	52-55
Bookbinding and Paper	10	Furniture	52
Calligraphy and Lettercutting	11	Wood, Carving and Turning	52-54
DRAWING	12-14	Picture Framing, Gilding and Decorative Finishes	54
GARDENING	15-17	Musical Instrument Making	55
Garden Lectures and Talks	15	WRITING	56
Garden Courses	15-17	Continuing Professional Development in Conservation	57
GLASS AND MOSAICS	18-19	Degrees and Diplomas	57
Glass	18-19	Chronological List of Courses and Events	58-59
Mosaics	19	Useful Information	60-61
JEWELLERY AND ENAMELLING	20-22	Booking Form	62
Enamelling	20	West Dean College Terms and Conditions	63-64
Jewellery	21-22	Accommodation Fees	64
Make Your Own Wedding Rings	20	Flip upside down for:	
METALWORKING	23-24	Themed Courses – Drawing Week and Paper Week	2
Blacksmithing and Metalworking	23	Taster Courses	3-5
Clockmaking	23	Visit Us – Talks, Concerts and Events	6-7
Silversmithing	24		
MUSIC	25-26		
PAINTING	27-34		
Botanical Art	27		
Mixed and Other Media	28-29		
Painting – Subject Led	29-31		
Painting – Oils	31-32		
Painting – Water Based	32-34		
PHOTOGRAPHY	35-36		
POTTERY AND CERAMICS	37-39		
PRINTMAKING	40-41		
SCULPTURE	42-43		
Automata	42		
Carving in Stone and Wood	42		
Modelling, Casting and Other Techniques	43		

“ Fabulous course and wonderful tutor. I learnt loads and it's a wonderful place to stay too. ”

Penelope Miles,
Portrait painting in oils

GIFT VOUCHERS

Treat a friend or loved one to the West Dean experience. You can buy vouchers for £10, £25, £50 or £100, which can be used as full or part payment towards a short course.

Email bookingsoffice@westdean.org.uk or call 01243 818300.

STAY WITH US



RESIDENTIAL ACCOMMODATION

Make your creative experience truly immersive by staying with us during your course. As a residential student you can choose a traditional or more modern room, and wake up to the characterful charm of this period property set in acres of parkland. The newly refurbished Vicarage, within the gardens, houses 10 additional rooms and further annexes in the grounds are used in the summer.

Explore the award-winning gardens featuring a restored Walled Kitchen Garden and Edwardian Pergola. Stroll through acres of parkland and be inspired by the changing of the seasons. At the end of each day relax in the historic Oak Hall or in the bar with a book, drink, or a new friend from your course.

You are welcome to bring a partner or friend with you so they too can experience all we have to offer, even if they don't want to book on a course.

DINE WITH US

Dinner and breakfast are included in your stay. Lunch is included with your course.

Start the day with a traditional English or continental breakfast in the bright and airy dining room. For lunch and dinner, you will find a tempting new menu each day, with two seasonal hot dishes, salad bar and a range of puddings, using locally sourced ingredients where possible.



ENJOY A BREAK AT WEST DEAN

You don't have to do a short course to stay here. Take advantage of our bed & breakfast breaks and enjoy the gardens, parkland and local area. Bookings from £75 per night per room subject to availability, including breakfast and entry to the gardens. We cannot currently accommodate children under 16 or dogs.

To book a room (without a course) email reception@westdean.org.uk or call 01243 811301



BURSARIES

BURSARIES AND FUNDING

West Dean has a commitment to provide access to education in the creative arts. From our own funds and with the support of generous donations from a number of trusts and individuals, we offer bursaries to people who cannot afford to study on a West Dean short course. We also offer 50% bursaries to art teachers and lecturers at schools, FE and HE institutions.

To apply for a bursary or find out more about any of the bursaries listed, please either download a form from our website www.westdean.org.uk/study/short-courses, email alison.baxter@westdean.org.uk or call 01243 818262.

“

It was a course I could never have afforded to pay for myself. It was invaluable and enriching to me. I learned a lot of technical terms and gained different techniques from the skilled teacher and the friends I made on the course.”

Margaret Rawlinson,
Bursary student

BURSARIES AVAILABLE:

- **Creative bursaries** for undergraduates and recent graduates of arts related subjects, made possible with funding from The Edward James Foundation.
- **Joyce Mary Harding Textile Bursary Fund** for people with an interest in developing their skills in textiles, who would benefit from assistance with funding. Funding generously provided by two individual donors.
- **Music bursaries** to help music students and young professionals attend the Chilingirian Quartet Summer School and the International Classical Guitar Festival and Summer School. Funding has been provided by several donors and a group of West Dean Friends.
- **Bursaries for the Foundation Diploma in Art and Design (FDAD)** Bursaries are available for talented young students (aged 18–30) to study on the FDAD programme who are unable to find the full fees. Funding has been made available through the generous support of an individual donor.

CREATIVE DEVELOPMENT

Whatever your creative practice, develop your capacity to extend your skills in understanding the purpose of what you do, practical ways to work collaboratively, and core research and development skills.



Collaborative practice – the power of working together NEW

To go fast, go alone. To go far, go together. Through a series of exercises learn how to develop and document shared ideas for the making of collaborative artwork. Extend your practice, embrace differences, define the common purpose and experience the power of working together.

CAROLINE WENDLING multidisciplinary artist

October 23–26 Three Days £329
Advanced 3D6528

The authentic creative self – finding your voice

Explore the breadth of your creativity and uncover your passion and purpose. Work with image, text, and form guided by your senses, dreams and imagination.

VERONIQUE MARIA artist, creativity coach, mentor

October 24 One Day £121
Suitable for all 1D6533

Creative research and development skills – inspired by The Edward James Archive NEW

Learn how to research, reconsider and explore wider aspects of your creativity to support and produce a number of new works using The Edward James Foundation Archive as a starting point. Working directly with an object selected from the archive you will learn how to handle, extract and re-contextualise information from a collection, allowing you to understand the wider range of processes that makes your work relevant today. The archive is an extraordinary resource including letters of correspondence, bound volumes, photographs, journals and diaries, inventories, film, negatives and printing plates.

HAYLEY LOCK interdisciplinary artist, maker
supported by **SARAH HUGHES** research assistant

October 24–28 Four Days £426
Advanced 4D6856

“Really enjoyed my stay. I’d hit a ‘block’ in my professional practice and now I’m raring to paint again.”

Sandra Rowney,
The vision of colour



FOUNDATION DIPLOMA IN ART AND DESIGN

Develop your portfolio of art and design skills. This Diploma course is designed to prepare students to apply for entry onto an Art and Design related degree programme. Whilst there are no formal entry requirements, it is essential that students show a commitment to the aims of the Diploma and demonstrate an appropriate standard of work.

Under the guidance and instruction of highly qualified, specialist tutors, you will develop a rich and varied portfolio of work, ensure that your portfolio reflects your areas of interest and talents, and focus on your future career aspirations.

The West Dean Foundation Diploma is awarded when you successfully complete 10 short courses, two tutorials, submit a portfolio of work and a final 2,000 word essay. The essay reflects on your learning and includes a statement that demonstrates the link between your experiences on the Diploma and your intended next steps.

The first short course is mandatory and establishes the ethos of the Diploma with a programme of drawing and exploration. The course is programmed three times a year in January, May and September. For the remaining nine courses it is compulsory to attend a minimum of three courses from Drawing, Painting or Printmaking. You will receive two tutorials by a senior tutor and you will have the opportunity to attend drawing days (at a cost of £40 per day) that are held every month. Your selected courses can be taken in any order but must normally be completed within a period of two years.

FEES

The £250 Diploma administration fee, payable on acceptance, includes the introductory weekend course and the two tutorials. The average cost of completing the FDAD over two years (excluding materials and/or model charges) is £2627 (seven weekend courses and two five day courses). Accommodation for a weekend, including dinner and breakfast, is available from £162.

“When I started the FDAD, I might have considered myself as someone who did a bit of drawing as a hobby. After two years of challenging, fascinating and deeply fulfilling study, I am proud to say that I consider myself as an artist.”

FDAD student

Thanks to the support of an individual donor, a FDAD bursary is available. Please apply if you are aged between 18 and 30 and you would like to complete the Foundation Diploma in Art and Design, but can't afford the full fee.

For further information on the Diploma and bursary contact Alison Baxter, Head of Creative Enterprise, West Dean College. Email alison.baxter@westdean.org.uk or call 01243 818262.

BASKETMAKING, CHAIR SEATING AND WILLOW WORK

For Taster Courses please see back pages 3 - 5



Mary Butcher

The revival of basketmaking, chair seating and willow work has been inspired by a desire to use sustainable materials. Join us to learn new skills and use tactile willow, rush, cane or other weaving materials to make items for your home or garden. Inspirational tutors explore age-old techniques drawn from around the world.

Basketry – bindings, lashings, attachments and edges **NEW**

Explore weavings and bindings that appear on basket structures from around the world. Often used for decoration on handles, rims and edges, they can also be essential as ways of making a three-dimensional piece. Several variations will be taught as you make small scale samples and a completed form, learning about techniques and colour in flexible materials.

MARY BUTCHER contemporary basketmaker, curator, author, teacher

October 16–19 Three Days £341
Suitable for all 3D6512

Textile basketry – exploring twined pod forms

Create woven pod forms while weaving textile-based basketry, inspired by gourds and seedpods from West Dean Gardens. Using a variety of materials from rope to threads, the pods can be woven in a range of sizes and with texture, colour and pattern.

MARY CRABB contemporary textile basketmaker

November 18–20 Weekend £235
Beginners/Intermediate WE6591



Willow basketmaking or chair seating in cane and rush

Experience three classic materials and learn a variety of basketmaking or chair seating techniques as you work on projects of your choice. Beginners are shown the basic skills while the more experienced build on their existing knowledge with help and support.

MARY BUTCHER contemporary basketmaker, curator, author, teacher

January 13–16 Long Weekend £346
Suitable for all LW6677

Sculptural animal forms in willow

Make a full-sized indigenous animal, such as a deer, fox, sheep or pig using willow. Study drawings and photographs to observe how structure and tension in the animal form can express meaning and animation.

DOMINIC PARRETTE basketmaker and coppice craftsman

January 29–February 1 Three Days £389
Beginners/Intermediate 3D6704

Rush weaving – hats, mats, bags and baskets

Learn how to make hats, bags, baskets, tablemats or floor matting in English bulrush. Explore the versatility of this material, with techniques such as plaiting, knotting, stringing, pairing and stitching.

FELICITY IRONS rush weaver, rush merchant

February 10–13 Long Weekend £329
Suitable for all LW6734

Flexible basketry structures – looping, netting and knotting **NEW**

Looping and netting have been used over the past 20,000 years to make baskets, traps and clothing. You will explore these ancient skills and make contemporary bags, baskets and wall hangings with natural and recycled materials.

TIM JOHNSON artist and basketmaker

February 24–26 Weekend £236
Suitable for all VWE6759

Willow work for the garden

Introduce structure into your garden by making a spiral or domed plant support, willow hurdle, large sphere or fan trellis. Discover weaving techniques and preparation of materials.

DOMINIC PARRETTE basketmaker and coppice craftsman

March 5–7 Two Days £280
Beginners/Intermediate 2D6781

The sustainable container – baskets from willow

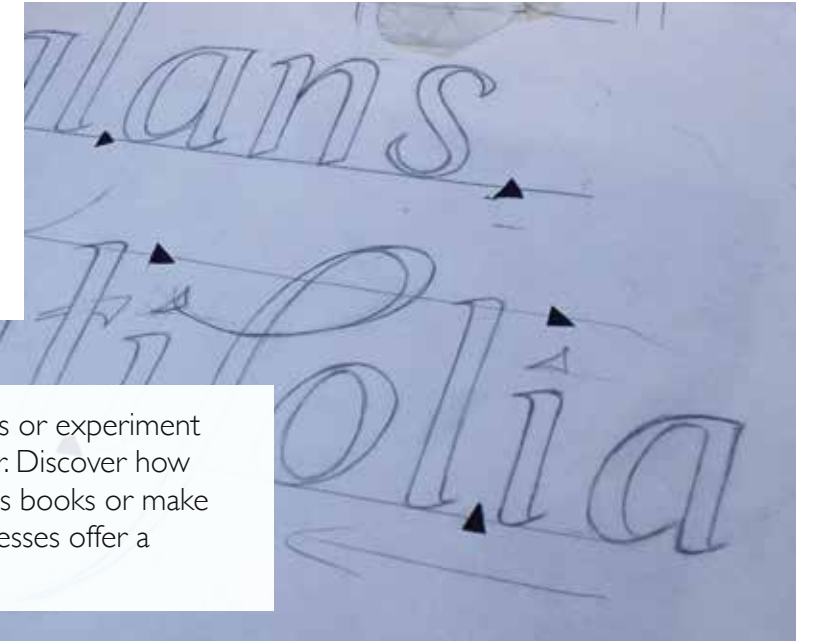
Make baskets for everyday life from sustainable willow. Complete two or three projects of your choice from shopping or laundry baskets, to storage boxes and letter racks. Learn about willow harvesting, construction and weaving techniques, and handle making.

MARY BUTCHER contemporary basketmaker, curator, author, teacher

March 9–12 Long Weekend £341
Suitable for all LW6788

BOOKS, PAPER AND LETTERING

Bookbinding and Paper 10
Calligraphy and Lettercutting 11
For Taster Courses please see back pages 3 - 5



Learn calligraphy and letter cutting techniques or experiment with creative papermaking and uses for paper. Discover how to bind your own books, create unique artist's books or make complex book repairs. These traditional processes offer a fulfilling contrast to the rise of digital media.

Bookbinding and Paper

Bookbinding repair techniques

Learn how to repair your own cherished books from simple joint repairs to taking the whole book apart and reconstructing. Processes covered include cleaning, applying leather dressing, staining, sewing and repairing corners and torn or fragile pages.

JOHN ROBINSON traditional hand bookbinder

November 21–24 Three Days £333
Intermediate 3D6596

Cover to cover – handmade books

Make several individual books as you get to grips with traditional and contemporary bookbinding methods and discover this satisfying creative process. Create your own sketch or calligraphic books, albums, multi-section bindings and containers, as you learn about paper handling, glueing, sewing, attaching covers and finishing.

SUSAN HUFTON calligrapher, letterer, bookbinder

February 5–9 Four Days £436
Suitable for all 4D6720

Making marbled papers

Learn to produce beautiful hand marbled papers. Start with simple Suminagashi, using Chinese inks to produce delicate papers. Then progress to traditional marbling techniques, using gouache paints to produce papers in a set of standard patterns and others of your own design.

LOUISE BROCKMAN paper marbler, teacher

February 10–12 Weekend £253
Beginners/Intermediate VWE6729

Experimental papermaking – material journeys

Discover creative papermaking using cotton and linen pulps. Incorporate structure using thread, wires and paper pulps. Develop your skills and use traditional and experimental western style papermaking techniques to make beautiful and unique artworks.

JANE PONSFORD artist and papermaker

February 20–24 Four Days £438
Intermediate/Advanced 4D6753



Making decorative objects from paper pulp

Explore the creative possibilities of reusing paper. Learn techniques for making and shaping paper pulp to form your own decorative objects like vases, bowls or other sculptural pieces. Experiment with the paper pulp, adding pigment to colour and decoration techniques. Develop your own designs using simply-shaped found objects as moulds to create a range of individual pieces.

DEBBIE WIJSKAMP Dutch artist-designer

February 20–24 Four Days £461
Beginners/Intermediate 4D6754

Paper embellishment for jewellery and creative uses

Please see page 22 for further information.

HELYNE JENNINGS textile and paper artist

February 20–24 Four Days £441
Suitable for all 4D6755

Bookbinding for all

Discover the fascinating craft of bookbinding. Beginners learn every stage of making a notebook, from folding the paper into sections to glueing and case-making. Progress to a project such as the repair of a personal book. More experienced binders can renovate their own cloth or leather-bound books.

JOHN ROBINSON traditional hand bookbinder

March 12–17 Five Days £533
Suitable for all 5D6801



Gaynor Goffe

Calligraphy and Lettercutting

Letterpress and relief printmaking

Please see page 40 for further information.

SARAH BRYANT letterpress printer, book artist

October 16–21 Five Days £572
Suitable for all 5D6514

Italic handwriting NEW

Since the Renaissance, fluent and elegant italic handwriting styles have been used. Learn an italic script to enhance and transform your own handwriting. Study and learn how to use a broad-edged fountain pen to enable you to begin writing with style and panache.

CHERRELL AVERY professional calligrapher, lettering artist

November 4–6 Weekend £225
Suitable for all WE6557

Calligraphy – copperplate and italic

Learn or improve italic or copperplate calligraphy through individual tuition and group demonstrations. Your chosen script will be applied in the layout and design of short texts.

GAYNOR GOFFE professional calligrapher and tutor

December 5–8 Three Days £329
Suitable for all 3D6627

Creative calligraphy

Explore creative calligraphy using a broad-edged nib and colour. Beginners learn how to inscribe a traditional script, whilst those with some experience can improve their skills and broaden their lettering repertoire.

CHERRELL AVERY professional calligrapher, lettering artist

January 20–22 Weekend £225
Suitable for all WE6692

Calligraphy penwork from historic sources NEW

Work from historic sources to enrich your calligraphy and lettering so that you can develop your own interpretations of calligraphic hands. Learn to choose, analyse and develop source material to create very personal work that is infinitely variable.

SUSAN HUFTON calligrapher, letterer, bookbinder

February 10–12 Weekend £225
Intermediate/Advanced WE6730

Lettercutting in stone and slate

Expand your skills in carving letters with a mallet and chisel. Beginners are introduced to the techniques of 'V' cutting to gain confidence. More experienced carvers refine and improve carving techniques whilst studying letter forms.

TOM PERKINS lettering designer and lettercarver

February 26–March 2 Four Days £426
Suitable for all 4D6765

Letter carving in wood

Develop your own approach to carving 'V' lettering in wood through group and individual tuition. You will learn how to plan an inscription appropriate to the material, then build your craft skills and gain a sound understanding of good letterforms for a range of end uses.

GARY BREEZE lettering sculptor and carver

March 17–20 Long Weekend £339
Suitable for all LW6811

Italics – basic, flourished and experimental

Explore calligraphy through projects tailored to your experience. Beginners will learn italic letterforms, letter spacing in pencil and with the edged-pen, and will apply this script in the design and layout of short texts. The more experienced can develop and use italic variations and flourishes.

GAYNOR GOFFE professional calligrapher and tutor

March 24–26 Weekend £225
Suitable for all WE6824

DRAWING

For Taster Courses please see back pages 3 - 5

Be inspired, learn new techniques and approaches to drawing that will transform your work. With an emphasis on personal development we offer clear pathways for beginners to progress to advanced courses. For those seeking a pathway leading to a qualification, see our Foundation Diploma in Art and Design on page 8.

Drawing with wire NEW

Make sculptural 'drawings' that hover between two and three dimensions using iron wire, taking inspiration from the collection and grounds of West Dean College. Techniques include drawing in wire using pliers and silver soldering. You will start with set projects while techniques are demonstrated and then progress on to your own work.

CATHY MILES wire, sculpture, drawing

October 2–7 Five Days £546
Suitable for all 5D6486

Mark-making and textural play NEW

Playfully investigate mark-making on paper to establish, develop and build your language of mark-making. Create your own reference book, a personal 'textural bible' of techniques whilst exploring and expanding your understanding of surface.

JILLY MORRIS abstract textural artist

October 2–7 Five Days £533
Suitable for all 5D6485



Katie Sollohub



Jilly Morris

Exploring drawing with five tutors

Improve your knowledge and drawing skills through five approaches all taught by established artists. Each day a different tutor introduces structured exercises under one of the following: observation and composition; pattern and place; imagination and play; scale and perspective; and recording and thinking.

JOHN T FREEMAN painter, etcher, author
ROSIE MACCURREN artist illustrator, textile designer
CHRISTOPHER GILVAN-CARTWRIGHT MA painter, performer, animator
GEORGE CHARMAN RCA drawing, sculpture
FREYA POCKLINGTON MA drawing

October 2–7 Five Days £574
Intermediate/Advanced 5D6489

The joy of charcoal NEW

Learn to love the versatility and expressive quality of charcoal. Packed with exercises to explore charcoal in all its glory, you will work with both abstract marks and simple still life.

KATIE SOLLOHUB painting, drawing, teaching

October 7–9 Weekend £228
Beginners/Intermediate WE6491

Creating and developing a sketchbook

The sketchbook is a place to record experiences, fleeting impressions, thoughts and memories. Explore a multitude of ways of working, including free drawing of all kinds, transfer techniques, printmaking and using colour media. Develop ideas both in the studio and outdoors.

MAXINE RELTON enthusiastic, lively, active teaching

October 9–14 Five Days £532
Suitable for all 5D6501

Momentum in drawing

Be inspired by the expressive aspects of drawing as you develop an understanding of the physical application of various mediums and their potential. Devise methods to release and control your energy and momentum into the drawn line, and become aware of your innate sense of rhythm and fluency when drawing.

JOHN T FREEMAN painter, etcher, author

October 20–23 Long Weekend £364
Suitable for all LW6519

Drawing winter trees in pencil and charcoal

Investigate the structure and form of trees in their skeletal winter state using pencil and charcoal. Through a series of short workshops, explore compositional choices and improve your ability to capture the movement and grace of trees.

ANDREW FITCHETT painter

October 28–30 Weekend £228
Suitable for all WE6536



Introduction to intuitive drawing NEW

Learn how to use automatic drawing techniques and experimental processes to create imaginative drawings through playful and practical approaches.

CHRISTOPHER GILVAN-CARTWRIGHT
MA painter, performer, animator

November 2 One Day £118
Suitable for all 1D6550

Experimental pastels for beginners NEW

Begin learning traditional pastel drawing techniques of layering, scumbling and feathering. You will then explore these with experimental mark-making to create inspired drawings.

FREYA POCKLINGTON MA drawing

November 4–6 Weekend £245
Beginners WE6556

Anatomy for artists – a drawing course

Working from a life model examine the skeletal, muscular and structural forms of the body. Through demonstration and explanation, explore the diverse shapes of the human form and deepen your knowledge of anatomical structures – a fundamental part of confident and expressive figurative art.

ALAN MCGOWAN figurative painter,
author, teacher

November 16–20 Four Days £474
Intermediate/Advanced 4D6586

Experimental mark-making – draw and print NEW

Explore drawing and mark-making using graphite, ink and wax resist with further explorations into monoprint, collagraph and relief printing. Take inspiration from the winter landscape, collect material and objects as your starting point for a series of explorations into surface qualities through a variety of media and techniques.

JOANNA VEEVERS RCA trained
ceramic artist

November 20–24 Four Days £467
Suitable for all 4D6593

Drawing for beginners

Learn to draw in a weekend as you cover the basics – measuring for perspective, scale, tone and composition. Create several pencil sketches in the inspiring environment of West Dean College.

JOHN T FREEMAN painter, etcher, author

November 25–27 Weekend £244
Beginners WE6601

The instant sketchbook

Reboot and re-energise your practice with an instant sketchbook. Make one, fill one and make another. Experiment with drawing, collage, composition and colour.

ANNABEL TILLEY artist, writer, curator

November 28 One Day £121
Suitable for all 1D6609

Dynamic life drawing

This playful and dynamic approach to life drawing uses a series of set themes and poses. You are encouraged to explore the dynamics of the imagination, as well as drawing from life, and work in both colour and black and white.

CHRISTOPHER GILVAN-CARTWRIGHT
MA painter, performer, animator

December 16–18 Weekend £260
Intermediate/Advanced WE6649

Drawing portraits – accuracy and likeness NEW

An essential guide on how to plan, approach and make an accurate portrait drawing. Learn about the structure of the human head and face, experiment with material techniques and enhance your skills.

ANDREW FITCHETT painter

January 6–8 Weekend £252
Beginners/Intermediate WE6657

Drawing form, tone and shade

Examine how you look at form in the figure, still life and landscape. Develop a comprehensive understanding of tone and shade, the differences between the two and how to work with them effectively using different drawing materials.

JOHN T FREEMAN painter, etcher, author

January 12–15 Long Weekend £355
Suitable for all LW6670



Joanna Veevers



George Charman

Drawing for beginners

Improve your powers of observation and draw with confidence. Through a step-by-step guide of key techniques learn how to record proportion and use light and shade to give your drawings form.

ANDREW FITCHETT painter

January 20–22 Weekend £228
Beginners WE6689

Creative drawing with pastels and mixed media

Explore the exciting possibilities of soft and hard pastels and use experimental techniques to make a series of drawings. Combine different materials with pastel to create mixed media pieces. Apply pastel in new and interesting ways using fabric, fingers and other exploratory methods. Learn to think more laterally about image making, about what you want to communicate, and find innovative and personal approaches to drawing.

FREYA POCKLINGTON MA drawing

January 22–27 Five Days £566
Suitable for all 5D6698

Advanced life drawing NEW

Study an exciting range of skills and techniques while observing the dynamics of the human form and building on your drawing process. Consider the model's posture and attitude, how it evokes gestural responses, and explore spatial directions and relationships. Examine innovative, classical and 20th century ideas and processes to improve your figurative drawing.

JOHN MEAKER artist, teacher, lecturer

January 29–February 2 Four Days £481
Intermediate/Advanced 4D6705

Drawing with mindfulness

Use all your senses, mindfulness, playfulness and spontaneity to re-discover your ability to truly see. Cliff's unique drawing exercises allow you to delve deeper into your intuitive response to uncover your highest levels of creativity.

CLIFF WRIGHT drawer, sculptor,
illustrator, filmmaker

February 5–9 Four Days £426
Suitable for all 4D6719

Drawing the head

Become confident drawing features and capturing character and expression. Celebrate the sculptural qualities of the subject using charcoal, rubbers and soft pencils to produce powerful and expressive A1 size drawings.

EMILY BALL painter and author

February 16–19 Long Weekend £369
Suitable for all LW6742

The dynamic sketchbook – mixed media interventions NEW

Please see page 28 for further information.

KATIE SOLLOHUB painting,
drawing, teaching

February 20–24 Four Days £426
Suitable for all 4D6751

Drawing scale and perspective

Learn how to construct, shape, subvert, distort, mirror and repeat three-dimensional space using the laws of perspective, with technical perspective drawing techniques.

GEORGE CHARMAN RCA
drawing, sculpture

March 3–5 Weekend £225
Suitable for all WE6773

Drawing and painting on location – mixed media

Please see page 28 for further information.

FRANCES HATCH plein air painter

March 5–10 Five Days £532
Intermediate/Advanced 5D6585

Drawing techniques in pen, line and wash NEW

Explore techniques to make lively and responsive drawings. Discover mark making methods using both traditional and contemporary pens and brushes, and how they interact with ink and watercolour washes. Experiment and apply these working from observation in the house and gardens.

PAUL COX RCA, freelance artist and
illustrator

March 19–23 Four Days £426
Suitable for all 4D6816

A drawing workshop

Gain confidence as you learn to draw with pencil and charcoal. Learn about drawing and composition, measuring and creating perspective, proportion, scale and tone. Working in the stunning West Dean Gardens create several sketches leading to developed studies.

JOHN T FREEMAN painter, etcher, author

March 23–26 Long Weekend £348
Beginners LW6822

Life drawing NEW

With a mixture of quick and longer poses, make studies from the model exploring form, composition, line and tone.

JAKE SPICER artist, author

March 31–April 2 Weekend £249
Suitable for all WE6841



GARDENING

Garden Lectures and Talks
Garden Courses

15
15 - 17

Whether you have a window box, a garden full of flowers or an allotment, more and more of you are choosing to experiment with planting flowers, nurturing seeds, and growing your own food to eat. Enjoy unlimited access to our award-winning gardens and be inspired by garden design, growing, planting and more.

Garden Lectures and Talks

Garden Lectures include entry to the gardens and lunch.

Plants, gardens and seasons NEW

With unpredictable weather in Britain and the added challenge of climate change, never has it been so important to understand how plants react to temperature and rainfall over the course of the year. You will learn how this knowledge can be applied to choose plants appropriate to their site and the effect you want to achieve. Discover basic plant physiology, global climate regions in relation to where our garden plants come from, and the varied range of plant features we can use to spice up our gardens: fresh spring leaves, seed heads, foliage, berries, stems etc., not forgetting flowers!

NOEL KINGSBURY innovator, garden writer and lecturer

March 4 Garden Lecture 9.30am–3pm
£73 Suitable for all GL6780



Noel Kingsbury

Guaranteeing stunning wildflower spaces – a practical insight NEW

Wildflowers have become a desirable part of modern landscapes. However, establishing this beautiful and biodiverse habitat eludes even the most avid gardeners and landscapers. Be guided through the historical and ecological significance of wildflower meadows, analysing the different methods of meadow establishment from naturalising and seeding, to the latest innovative developments in meadow creation using turf and pre-seeded growing. Start thinking about your own wildflower meadow with advice from James Hewetson-Brown, pioneer of Wildflower Turf® and creator of over 1 million square meters of wildflower spaces. Although wildflowers require little maintenance, understanding key principles of on-going management delivers stunning results and long-term success. Ann-Marie Powell will be giving her expert advice on how to design wildflower areas into the garden and will be discussing her garden design work.

JAMES HEWETSON-BROWN founder of Wildflower Turf®
ANN-MARIE POWELL award-winning garden designer, presenter, writer

March 18 Garden Lecture 9.30am–3pm
£73 Suitable for all GL6813

A Life of Plants NEW

From a boyhood interest in nature was born a passion for wild plants and trees, and a desire to travel the world's wild places to see them in their native habitat. Meanwhile a chance conversation with a local museum curator was instrumental in Roy's decision to become a professional gardener. His two passions combined and introduced him to a lifelong journey, discover some of the highlights of this adventure, the plants, the people and the places.

ROY LANCASTER leading UK horticulturalist

March 30 Garden Talk 7–8.30pm £30
(includes a glass of wine on arrival 6.30–7pm) Suitable for all GT6839

Garden Courses

Grow your own fruit and vegetables – autumn

As the vegetable garden begins to wind down for the season there is still plenty to do. Rosie will discuss the importance of soil preparation, winter crop sowing, buying seed for the spring and planting and pruning fruit. There will be a mixture of hands on practical demos and classroom based lectures.

ROSIE YEOMANS horticulturalist, broadcaster, designer

October 15 One Day £131
Suitable for all ID6511

Ann-Marie Powell



Ann-Marie Powell

Floral table arrangements for special occasions

Use unusual colour schemes and textures to learn a new approach to creating floral designs. The arrangements are a suitable size to decorate a table for a special celebration.

SUE HINGSTON London-trained event florist

November 5 One Day £146
Beginners/Intermediate ID6562

Growing apples, pears, plums and cherries

A guide through the rewarding process of growing your own fruit. All aspects of growing are included from selecting rootstocks and varieties, to general care and management, including pests, diseases and pruning.

JOHN NASH professional fruit grower, horticulturalist

November 12 One Day £111
Beginners/Intermediate ID6575

Christmas wreaths and garlands

Using fabulous foliage from West Dean Gardens, create a contemporary Christmas wreath to adorn your front door. Then make stunning garlands to decorate your home. All in time for Christmas.

SUE HINGSTON London-trained event florist

December 10 One Day £146
Beginners/Intermediate ID6643

Contemporary Christmas decorations from foraged materials NEW

Create contemporary, natural decorations from foraged woodland materials. Spend an inspirational day making twiggly stars, fir cone garlands, wild woodland wreaths, funky tree decorations, as well as place setting and gift-wrapping ideas.

ANNIE GUILFOYLE garden designer, lecturer, writer

December 17 One Day £126
Beginners/Intermediate ID6654

Designing your own garden

Perfect for those who have a new garden with nothing in it, or an established garden in need of changes. Learn the basics of site evaluation and the creation of a functional layout and planting plan. This can then be used as you plan and plant your own garden.

ANNIE GUILFOYLE garden designer, lecturer, writer

February 2–5 Long Weekend £329
Suitable for all LW6712



Simplifying the rules – essential top tips for growing and picking fruit and vegetables

Learn the top tips for a healthy abundance of vegetables and fruits, without digging and with less weeding. Take home advice on making compost, using compost as mulch, propagating plants, using covers to speed growth and keep slugs and other pests at bay, polytunnels, watering, harvesting and storing produce.

CHARLES DOWDING horticulturalist, non-dig specialist grower

February 4 One Day £111
Suitable for all ID6717

Pruning garden shrubs and climbers

Pruning can often strike fear into the heart of the novice gardener, but rest assured this day covers formative, routine and renovation pruning for all types of shrubs and climbers. Learn why it is an essential part of garden maintenance and practice techniques in West Dean Gardens.

STEPHEN SMITH horticulturalist, garden historian

February 18 One Day £121
Beginners ID6750



Willow work for the garden

Please see page 9 for further information.

DOMINIC PARRETTE basketmaker and coppice craftsman

March 5–7 Two Days £280
Beginners/Intermediate 2D6781

Making a low maintenance garden NEW

Low maintenance is always high on the list of priorities when planning the garden. Learn how to create a low maintenance planting scheme, discover many tried and tested trees, shrubs and perennials that will perform well throughout the seasons and require less work to maintain.

ROSIE YEOMANS horticulturalist, broadcaster, designer

March 11 One Day £111
Suitable for all 1D6796

Planting a garden for interest in all the seasons NEW

It is possible to create a garden that includes interest all year around with the use of various types of plants including trees, shrubs, bulbs, climbers and perennials. You will be introduced to the principles of planting design, including the use of structural and seasonal planting and how to select plants for their foliage as well as flowers.

ROSIE YEOMANS horticulturalist, broadcaster, designer

March 12 One Day £111
Suitable for all 1D6797

Garden maintenance part one – understanding the basics of garden maintenance and soil care

Getting the best from your garden comes with a thorough understanding of horticultural practice. Learn about soil, its cultivation and improvement and the nutritional requirements of plants. With this understanding of the soil and how to improve it, your garden will flourish.

STEPHEN SMITH horticulturalist, garden historian

March 18 One Day £121
Beginners 1D6812

Garden maintenance part two – understanding the care of plants

Learn the basics of planting and the establishment of new plants, lawn care and the use of a selection of associated hand tools. You will be shown how to compile a simple outline maintenance plan for a domestic garden.

STEPHEN SMITH horticulturalist, garden historian

March 19 One Day £121
Beginners 1D6814

Sussex trug making

Please see page 54 for further information.

DOMINIC PARRETTE basketmaker and coppice craftsman

March 24–26 Weekend £255
Beginners/Intermediate WE6823

Spring preparation in the vegetable garden

Spring is the perfect time to get your vegetable patch ready for a fantastic summer crop. Learn methods of raising and growing plants to harvest. Having carried out garden trials for *Gardeners Question Time* and *Gardeners' World Magazine*, Rosie will help you choose the right varieties and give you tips for successful growing.

ROSIE YEOMANS horticulturalist, broadcaster, designer


March 25 One Day £121
Suitable for all 1D6829



GLASS AND MOSAICS

Glass 18 - 19
Mosaics 19
For Taster Courses see back pages 3 - 5

Join our glass experts and explore materials and processes, light and juxtaposition of colour. Create unique, original mosaics as you develop an affinity for the colour, tone and texture that can be achieved by working with stone, glass, marble and pebbles.



Claire Hall

Glass

Stained glass for beginners

Learn the art of stained glass as you design and create your own 25cm square glass panel in a weekend. Each process is covered – glass selection, cutting, leading, soldering, cementing and finishing.

CAROLE GRAY stained glass artist

October 7–9 Weekend £235
Beginners WE6493

Dichroic glass jewellery

Create beautiful glass jewellery with depth, pattern and controlled design using a variety of techniques from dichroic glass. You will learn different methods of cutting, drilling, etching and layering to complete several sets of jewellery.

CLAIRE HALL BA glass artist

October 14–16 Weekend £280
Suitable for all WE6510

Intricate surfaces – colour and texture with kiln-formed glass

Explore the magic of creating texture and low relief designs in glass. Make a range of colourful glass nuggets as you are introduced to glass cutting, slumping, kiln processes and fusing with confetti, frits and glass inclusions.

ALEX POWELL professional glass artist

October 28–30 Weekend £280
Beginners WE6540

Small scale printing from engraved glass NEW

Learn how to make simple successful prints from glass engravings and discover the wide range of opportunities which 'vitrography' or printing from glass provides. Suitable for existing glass engravers and printmakers.

KATHARINE COLEMAN freelance glass engraver

October 31–November 2 Two Days £235
Beginners/Intermediate 2D6547

Glass engraving for beginners and intermediates

Experiment with drawing or lettering on glass as you are introduced to the techniques of drill and hand engraving. Improvers work on their own projects.

TRACEY SHEPPARD artist, glass engraver

December 9–11 Weekend £225
Beginners/Intermediate WE6641

Making coloured glass bowls

Work with kiln-formed glass to create a set of personalised coloured glass bowls. Begin with techniques for cutting sheet glass in various shapes, and develop your own ideas for building coloured glass blanks through fusing, adding decorative detail and texture. Finally, use moulds to 'slump' your work as the intricacies of the kiln firing process are explained.

ALEX POWELL professional glass artist

January 8–12 Four Days £516
Intermediate/Advanced 4D6665

Making glass beads – an introduction

Discover the possibilities of glass bead design. Use a torch flame to create coloured beads and learn how to apply decorative effects such as frits, canes, stringers, dots and metal leaf.

BARBARA MASON beadmaker for 18 years

January 13–15 Weekend £288
Beginners WE6676



Landscapes and seascapes in fused glass **NEW**

Create landscapes in fused glass using a range of techniques and fusible glass materials. You will work with powders, frits, stringers and sheet glass to design and make several original pieces of art glass. All technical and creative aspects of glass fusing will be covered, including multiple layer firings.

CLAIRE HALL BA glass artist

February 6–9 Three Days £384
Suitable for all 3D6724

Compositions in stained glass

Use patchwork patterns and fragmented church windows as inspiration to make your own design in stained glass. Create pieces of painted and textured glass and learn how to lead them together to make a small window. This offers a different method of making stained glass.

SASHA WARD architectural glass artist

February 12–16 Four Days £426
Suitable for all 4D6737

Flame and fused glass – torch and kiln crossover **NEW**

Explore the dynamics of flame worked glass for fusing. This process crossover broadens design possibilities by manipulating glass in the flame creating unique elements to fuse. Fluid lines and special canes add intriguing patterns floating inside giving depth and dimension.

KATRINA BEATTIE contemporary glass designer maker

February 16–19 Long Weekend £394
Beginners LW6743

Glass gilding and painting – verre églomisé

Discover the art of verre églomisé – gilding and painting on the back of glass. You will experiment with several techniques, including painting on glass, laying leaf and burnishing to make beautiful creative pieces.

PETER BINNINGTON gilder and painter of glass

March 6–9 Three Days £374
Suitable for all 3D6786



Vanessa Benson

Glass engraving: old techniques, new insights

Explore the many possibilities of engraving on clear and colour overlaid glass using flexible drive drill and sandblasting techniques. Learn the subtleties of the craft from the lightest of textures to the deepest of carvings as you gain confidence to work independently.

KATHARINE COLEMAN freelance glass engraver

March 13–16 Three Days £361
Suitable for all 3D6803

Mosaics

Mosaics for beginners and improvers

Develop your creativity in mosaic design using different ceramic and glass tiles. You will learn techniques for laying, grouting and cutting tiles into tesserae.

MARTIN CHEEK mosaic maestro, author

October 21–23 Weekend £225
Beginners/Intermediate WE6524

Creative mosaics with found ceramic materials

Learn how to cut and assemble ceramic tiles and select elements from old decorative plates and cups to make a mosaic wall piece. Consider line, pattern, colour and texture and finish by grouting your design.

JOANNA VEEVERS RCA trained ceramic artist

February 13–16 Three Days £337
Beginners/Intermediate 3D6738

Mosaics – material exploration **NEW**

Explore mosaics working with a range of materials – including ceramic, stone and glass. You will learn how to break these materials up, how this process widens the medium's potential, and then use this knowledge to develop your own designs.

VANESSA BENSON mosaic artist

March 24–26 Weekend £237
Suitable for all WE6825

From concept to realisation – making mosaics

Art now is often conceptually based – what role can mosaic play in this world? We will examine the ways in which ideas have influenced the development of mosaic historically and explore how this research can be applied to your own work. Projects are begun and can be finished at home.

EMMA BIGGS artist, author, mosaicist

March 26–30 Four Days £426
Intermediate/Advanced 4D6834



JEWELLERY AND ENAMELLING

Enamelling	20
Jewellery	21 - 22
Make Your Own Wedding Rings	20
For Taster Courses see back pages	3 - 5



Enjoy creative expression through the use of practical techniques in our jewellery and enamelling courses, suitable for complete beginners to advanced practitioners.

Enamelling

Enamelling on silver

Create personal designs in coloured enamels on silver. Both beginners and those with some experience will learn basic techniques or improve your skills. Receive expert tuition in the techniques of cloisonné, champlevé, plique-à-jour and the use of foils.

JOAN MACKARELL artist enameller

November 3–6 Long Weekend £329
Suitable for all LW6554

Creative and experimental surfaces in enamel

You will focus on the development of personal imagery and explore non-traditional approaches to vitreous enamel on copper and pre-enamelled steel. Use simple drawing, printmaking, painting and abrading methods to produce a wide range of enamel effects.

ELIZABETH TURRELL studio artist, enamel researcher

November 21–24 Three Days £349
Intermediate/Advanced 3D6597

Make Your Own Wedding Rings

Create unique wedding rings for each other either by re-using jewellery and metal or buying new metal. Email bookingsoffice@westdean.org.uk to find out more.

Enamelling the figure and portraits **NEW**

Learn the technique of melting sifted particles of coloured glass on to small copper panels to produce unique images. The human face and figure can be rendered in enamel to produce beautiful and intriguing pieces with styles ranging from a classical, three-dimensional rendering through to cartoon or abstract styles and images from photographs.

PAT JOHNSON skilled enameller on copper

January 12–15 Long Weekend £329
Suitable for all LW6671

Enamelling for beginners

Discover the alchemy of enamelling by practising on copper and progressing to simple silver jewellery. Learn how to translate colour and texture ideas and the techniques of using fine wires and metal leaf.

SHEILA R MCDONALD artist, enameller, jeweller

January 20–22 Weekend £251
Beginners WE6693

Painting in enamel **NEW**

Learn how to use on-glaze enamel paints completing at least one hand painted vitreous enamel plaque. Techniques include working freely and experimentally using sponge and brush, pen line and wash and embellishing with liquid gold.

GILLIE HOYTE BYROM professional enamel painter

February 17–19 Weekend £240
Intermediate WE6747

Enamelling – exploring contemporary techniques

Explore in-depth the application of enamel on altered metal surfaces. Working in copper with the option of also using silver; investigate methods of patterning and texturing and use sifting techniques that enable the enamel to interact and be altered by the underlying surface. You are encouraged to experiment using samples before making a simple piece of jewellery.

JESSICA TURRELL jeweller and enameller

March 24–27 Long Weekend £344
Intermediate/Advanced LW6827



Gillie Hoyte Byrom

Jewellery

Contemporary and traditional bead threading

Learn the art of bead jewellery to a professional standard. After familiarisation with tools and threading techniques, make a range of necklaces which may include antique and semi-precious beads.

PENNY DAVIS jewellery designer and enameller

October 14–16 Weekend £247
Suitable for all WE6509

Jewellery remade – recycle silver and gold NEW

Remake all your old silver and gold chains, earrings and rings into new contemporary pieces using simple casting methods, stone setting, fusing, wire-work, chain-making and texturing techniques. Some soldering experience would be useful.

SARAH DREW sustainable jewellery designer/maker

October 21–23 Weekend £245
Beginners/Intermediate WE6525

Jewellery in wood with silver and pearl inlay NEW

Learn how to make contemporary sculptural jewellery pieces using wood with silver inlay and pearls. You will design and make a wood pendant inlaid with small silver dots and then make a pendant or ring with a silver line or embedded pearl.

SARAH KING contemporary jewellery designer

October 28–30 Weekend £240
Suitable for all WE6541

One day jewellery workshop

One day practical workshop with help given on an individual basis to develop your own ideas. The development of ideas through drawing will be encouraged and help then given to realise the idea in three-dimensions. Techniques are demonstrated according to your needs. Beginners will be given a set project to introduce the basic techniques of working with silver.

SARAH MACRAE studio jeweller, teacher

November 2 One Day £111
Suitable for all ID6551

Photo-etching for jewellers

Explore how to transfer images from your sketchbook to metal using photo-etching. Learn how to enhance your images in Photoshop to produce basic images to apply to metal. You will cover the basics of Photoshop, handling of acids and how to etch accurately onto silver and base metals.

MARY ANN SIMMONS MA RCA silversmith

November 10–13 Long Weekend £344
Suitable for all LNV6572

Jewellery making for beginners

Make a silver band ring as a starting point and work towards completing an individual project on this beginners' course.

SARAH MACRAE studio jeweller, teacher

November 18–20 Weekend £233
Beginners WE6592

A focus on gemstone jewellery – design and setting techniques NEW

Learn how to add stones to your jewellery using contemporary stone setting techniques including 'flush' and 'bezel' setting. Develop an understanding of the practical considerations when incorporating stones and how to use these specialist tools.

PENNY DAVIS jewellery designer and enameller

November 24–27 Long Weekend £329
Intermediate/Advanced LW6600

One day jewellery workshop

Please see ID6551 for further information.

SARAH MACRAE studio jeweller, teacher

December 6 One Day £111
Suitable for all ID6629

Making jewellery in silver

Explore ideas for a piece of jewellery in silver and be guided through the designing and making process. Begin by communicating your concept in simple drawings, then with one-to-one tuition you will learn a range of techniques in general fabrication, surface decoration (including roller-printing and etching) and finishing.

SARAH MACRAE studio jeweller, teacher

January 8–12 Four Days £426
Suitable for all 4D6666

One day jewellery workshop

Please see ID6551 for further information.

SARAH MACRAE studio jeweller, teacher

January 17 One Day £111
Suitable for all ID6684

Composition, collection – a set of earrings NEW

Throw away your preconceptions of what jewellery can or should be, working with a range of materials and techniques, to make a set of three earrings. You will be encouraged to be playful, thoughtful and inventive, exploring mismatched earrings and making sets which are different but relate in some way, allowing them to be interchangeable.

ZOE ARNOLD artist jeweller

January 29–February 3 Five Days £556
Intermediate/Advanced 5D6706

“

Inspirational and helpful tutor with wealth of knowledge. A thought provoking course – I produced work I would not have produced by myself.”

Dawn Gear,
Conceptual jewellery – casting charms

Ring-linking with stones and beads for jewellery

Create an individual piece of jewellery as you master the techniques of chain mail or ring-linking using semi-precious stones or beads to add colour, pattern and detail.

ALISON EVANS jewellery designer and maker

February 10–12 Weekend £225
Suitable for all WE6731

One day jewellery workshop

Please see ID6551 for further information.

SARAH MACRAE studio jeweller, teacher

February 14 One Day £111
Suitable for all ID6739



Sarah King

Student profile: Ulli Kaiser

“ After discovering short courses at West Dean over a decade ago, they have become a yearly fixture. On each visit it feels like I am leaving the daily grind outside the gates of West Dean, to dive into a pool of creative possibilities and enjoy going for inspirational walks in the park and hilly surroundings.

As a self-taught jeweller, the wide variety of courses and the tradition to visit other course groups offers me new skills and new perspectives of the subject.

Paper embellishment for jewellery and creative uses

Experiment with a wide range of media to create colour and textures on paper. You then create a finished item or a piece of jewellery with richly decorated papers of your own design. Techniques covered include gilding, embossing, laminating, burnishing and inlay.

HELYNE JENNINGS textile and paper artist

February 20–24 Four Days £441
Suitable for all 4D6755

Make jewellery from beads, buttons, wires and threads

Learn simple wire techniques to make jewellery from beads and buttons. Techniques shown include how to wrap a bead, thread and finish off necklaces and how to mend or remodel bead jewellery.

SARA WITHERS jeweller, wire and beads

February 24–26 Weekend £242
Beginners WE6761

Jewellery for complete beginners using silver and other materials

Learn the techniques of piercing, shaping, filing, hammering, soldering and finishing as you make a simple silver ring, then explore surface decoration with a second piece of jewellery.

DAPHNE KRINOS renowned jewellery designer

March 3–5 Weekend £225
Beginners WE6777

Twisted wire rings and bracelets

Create a variety of interesting twisted wires using simple techniques to make into jewellery. You learn how to shape copper wire using draw plates, hand drills, swage blocks and rolling mills.

BELINDA HAGER contemporary jeweller

March 6–9 Three Days £334
Suitable for all 3D6785

Fastenings and findings for jewellery

Investigate a wide range of fastenings and findings, then learn how to integrate them into your designs to make them part of your work, rather than a functional afterthought. Gain individual advice on your ideas and projects.

SARAH MACRAE studio jeweller, teacher

March 9–12 Long Weekend £329
Intermediate/Advanced LW6789

Textile techniques in metal for jewellery

Explore textile techniques with metal to make jewellery from a variety of fine wires and beads. Techniques covered include knitting, crochet and French-knitting. Experiment with different colours of wire including colour-coated copper, stainless steel, soft iron wire and fine silver.

TERI HOWES jewellery designer maker

March 10–12 Weekend £243
Beginners/Intermediate WE6794

One day jewellery workshop

Please see ID6551 for further information.

SARAH MACRAE studio jeweller, teacher

March 28 One Day £111
Suitable for all ID6837




Everybody is in that creative spirit and wants to learn. Teachers and students share their knowledge and experiences. I especially enjoy the clear individual approach to each student's needs, pushing one gently out of their comfort zones.

After each course I come away with plenty of ideas for my next collection and new ways to evolve my work. And recharged batteries! ”

METALWORKING

Blacksmithing and Metalworking	23
Clockmaking	23
Silversmithing	24
For Taster Courses see back pages	3 - 5

Blacksmithing, silversmithing, metalworking, we cover it all. From the basics to the complex, our expert tutors will help you develop the practical skills you need to make vessels, gates, sculptures, candlesticks and much more.



Blacksmithing and Metalworking

Make garden vessels or sculptures in metal

Develop your own design to make a simple vessel or sculpture in copper, steel or aluminium. Explore a range of techniques including spot and mig welding, riveting, forming and colouring.

MIKE SAVAGE RCA trained, metal sculptor

October 7–9 Weekend £271
Suitable for all WE6496

Making automata NEW

Please see page 42 for further information.

FI HENSHALL automata maker

October 30–November 2 Three Days £344
Suitable for all 3D6543

Creative blacksmithing projects

Work creatively in our forge to undertake individual projects whilst learning and extending your blacksmithing skills. In this active and energetic course, you can develop your own ideas and work towards completing your project. Bring outline ideas for discussion.

ANDREW SMITH MA RCA blacksmith, metalworker, sculptor

November 9–13 Four Days £518
Suitable for all 4D6570

Basic blacksmithing

Using mild steel become familiar with the basic skills of the blacksmith to develop your designs and make successful objects.

ANDREW SMITH MA RCA blacksmith, metalworker, sculptor

December 16–18 Weekend £271
Beginners WE6653

Welding and joining ideas

Craftsmanship is the focus of this course with tuition on various hot and cold methods of metal welding and other joining processes. Learn how to make a series of samples demonstrating techniques such as hot wrapping, torch bending, riveting and abrasion.

ANDREW SMITH MA RCA blacksmith, metalworker, sculptor

January 15–19 Four Days £526
Beginners 4D6678

Blacksmithing for beginners

Explore a range of forging techniques as you create a small candlestick or domestic item. Consider design and function as you learn how to manipulate metal using basic hand forging, the power hammer and fire-welding.

JAMES PRICE contemporary blacksmith and designer

February 10–12 Weekend £267
Beginners WE6733

Sculpture from scrap

Take on your own scrapheap challenge and create a sculpture from found metal objects assembled with blacksmithing techniques. You will visit a local scrapyard and then learn basic forging and joining processes. Next consider and respond to the design possibilities of your chosen recycled pieces, making a sculpture for your house or garden.

PETER PARKINSON RCA trained, artist blacksmith

March 26–30 Four Days £484
Suitable for all 4D6833

Basic blacksmithing

Please see WE6653 for further information.

ANDREW SMITH MA RCA blacksmith, metalworker, sculptor

March 31–April 2 Weekend £271
Beginners WE6844

Clockmaking

An introduction to clock making

Delve into the processes used in clock making. Starting with the design and calculation of individual components of the clock, you use hand tools and participate in practical demonstrations of machine tools. This course can be seen as a precursor to the full-time diploma programme.

**JONATHAN BUTT clock restorer
MATTHEW READ horology conservator and tutor**

March 26–30 Four Days £521
Beginners 4D6831

Silversmithing

Hand engraving on metal

Explore the specialist field of hand engraving through individual projects. Using a range of tools practise various decorative techniques, including monograms, scrollwork, heraldic devices, piercing and carving.

WAYNE PARROTT hand engraver on metal

October 7–9 Weekend £225
Suitable for all WE6494

General silversmithing with an emphasis on box making

Explore the traditional silversmithing techniques of raising, forging, sinking, box making, soldering and finishing. Advanced makers can concentrate on making hinges and joints.

JOHN NORGATE silver and goldsmith

October 14–16 Weekend £225
Suitable for all WE6508

One day silversmithing workshop

The complete beginner will be introduced to basic techniques including raising, planishing, soldering and forging. You then progress to raised pieces which include the making and fitting of handles, spouts, lids and in box making you learn to score, bend and stamp metal and make flush and spring joints.

JOHN NORGATE silver and goldsmith

October 27 One Day £111
Suitable for all 1D6690

General silversmithing – constructing and raising

Explore your ideas for making silver objects and advance your skills on this in-depth course. Learn methods for creating and finishing forms in sheet metal using techniques such as press forming, casting and hand forging. The course combines contemporary and traditional approaches as you work on individual projects.

JOHN NORGATE silver and goldsmith

November 27–December 2 Five Days £526
Suitable for all 5D6608

One day silversmithing workshop

Please see 1D6690 for further information.

JOHN NORGATE silver and goldsmith

December 8 One Day £111
Suitable for all 1D6631

One day silversmithing workshop

Please see 1D6690 for further information.

JOHN NORGATE silver and goldsmith

January 19 One Day £111
Suitable for all 1D6685

Push, slide, flip and squeeze – catches for boxes

Learn to make a range of metal fasteners for boxes and discover methods for making catches, clasps, actions for sprung lids, slides and other devices, in both silver and base metals. Each process will be demonstrated by the tutor and individual support given as projects progress.

JOHN NORGATE silver and goldsmith

January 22–27 Five Days £526
Intermediate/Advanced 5D6699

An introduction to Mokume Gane

Discover the fundamentals of the decorative Japanese metalworking technique known as 'wood grain metal'. Using specialist equipment, you are shown how to create laminated sheets from sandwiched layers of silver, copper or gilding metals. Then learn how to develop patterns using a drill, punch, file, chisel or twist and finally to patinate your sample Mokume Gane sheets.

ALISTAIR MCCALLUM MA RCA silversmith

February 5–9 Four Days £426
Intermediate/Advanced 4D6721

One day silversmithing workshop

Please see 1D6690 for further information.

JOHN NORGATE silver and goldsmith

February 16 One Day £111
Suitable for all 1D6741



Alistair McCallum



Silversmithing – cut, bend and form

Through exploration of negative space, optical illusion and deconstruction, cut and manipulate sheet metal to make jewellery, tableware or purely abstract forms. Develop ideas through paper models before translating them into copper, brass or sterling silver.

ANE CHRISTENSEN MA RCA designer metalsmith

February 24–26 Weekend £225
Suitable for all WE6760

General silversmithing – constructing and raising

Please see 5D6608 for further information.

JOHN NORGATE silver and goldsmith

March 19–24 Five Days £526
Suitable for all 5D6818

One day silversmithing workshop

Please see 1D6690 for further information.

JOHN NORGATE silver and goldsmith

March 30 One Day £111
Suitable for all 1D6838

Silversmithing for beginners

Design and make either a napkin ring or bangle, or raise a small bowl. You learn methods for both creating and finishing forms, completing at least one project. No previous experience required.

ABIGAIL BROWN award-winning artist silversmith

March 31–April 2 Weekend £225
Beginners WE6846

“The tutor gave us space to practice and learn which suited me fine – but was always there if needed – a great adult way to learn. Fantastic.”

David Fitzjohn,
Basic blacksmithing

MUSIC

Develop your musical expertise or find your singing voice and get together with other musicians in beautiful rooms with excellent acoustics. You will share ideas, learn new techniques, and enjoy giving and listening to performances.

Sing from the heart

A course for performers – whether amateur or professional – to explore singing in an authentic and personal way. Bring your own music, any style welcome, and you will be accompanied by lute, guitar or piano. In an informal and flexible masterclass format individual singers work one-to-one on technique, interpretation, language and style. There are opportunities to learn new music, sing with other singers and to give several informal performances.

EVELYN TUBB unique performer, inspirational teacher
MICHAEL FIELDS accompanist on lute and guitar
with accompanist **CLIVE POLLARD**

October 16–21 Five Days £551
Intermediate/Advanced 5D6517

Ukulele workshop

Suitable for both beginners and those with some previous experience of the world's most popular acoustic instrument – the ukulele. Learn basic chords and chord inversions on your own instrument or one borrowed on the day.

CLIVE HARVEY professional musician and teacher

November 6 One Day £111
Beginners/Intermediate 1D6563

Viol consort music

17th Century English music forms the basis of this course intended for intermediate or advanced players of treble, tenor or bass viols who are confident in sight reading and playing one-to-a-part.

ALISON CRUM viol player, teacher, writer

January 6–8 Weekend £225
Intermediate/Advanced WE6658

Music appreciation – ‘Pleasure in sound’, a study of French composers’ music NEW

‘Pleasure in sound’ could perhaps be the motto of French musicians. The distinctive nature of French music is absorbing, from the Baroque with its emphasis on dance through to the forward looking orchestral writing of Berlioz, to Debussy, the ultimate musical colourist; Boulez, the master of the Avant-Garde, and others. A recital of French music for violin and piano also features on Saturday evening.

ROY STRATFORD pianist, conductor and lecturer

January 20–22 Weekend £235
Suitable for all WE6691



Roy Stratford with Oliver Nelson

English Art Song 1600–2000

A course for performers – amateur or professional – to sing in an authentic and personal way, focussing on English ‘Art’ Songs from the Renaissance to the present. Singing technique, interpretation, performing philosophy and confidence are explored in daily teaching sessions, complemented by informal evening performances. Accompaniment by lute, guitar or piano is offered, and players of these instruments are also welcome.

EVELYN TUBB unique performer, inspirational teacher
MICHAEL FIELDS accompanist on lute and guitar
with accompanist **CLIVE POLLARD**

February 24–27 Long Weekend £344
Intermediate/Advanced LW6763

Recorder consort weekend

For players of intermediate ability who can play confidently on C and F recorders. You will cover a wide variety of repertoire, from the Renaissance to the present day, with music carefully tailored to suit the players who attend.

HELEN HOOKER teacher, performer, conductor

March 10–12 Weekend £227
Intermediate WE6793

If you are interested in making musical instruments please see page 55 for further information.

Michael Fields



Classical guitar weekend NEW

For classical guitarists (grade 2-5) who wish to experience the enjoyment of playing in an ensemble, develop their technique and learn by performing their solo music in repertoire classes. Some aspects of the weekend's study will be shared with the tutor and students on the concurrent advanced course.

ANDREW GOUGH classical guitarist, ensemble director and teacher

March 31–April 2 Weekend £225
Intermediate WE6842

Classical guitar weekend NEW

For advanced level classical guitarists (grade 6-8) who wish to experience the enjoyment of playing in an ensemble, develop their technique and learn by performing their solo music in repertoire classes. Some aspects of the weekend's study will be shared with the tutor and students on the concurrent intermediate course.

ARNE BRATTLAND classical guitarist, ensemble specialist/arranger and teacher

March 31–April 2 Weekend £225
Advanced WE6843



Andrew Gough

PAINTING

Botanical Art	27
Mixed and Other Media	28 - 29
Painting – Subject Led	29 - 31
Painting – Oils	31 - 32
Painting – Water Based	32 - 34
For Taster Courses see back pages	3 - 5



Our ethos is to offer traditional painting methods that can be applied in a contemporary way, alongside innovative and experimental approaches to help you develop your own painting style. We offer clear pathways for beginners to progress to advanced courses, see our Foundation Diploma in Art and Design on page 8.

Botanical Art

Botanical painting – pen and watercolour wash NEW

With an emphasis on drawing and painting botanical sketches and studies, develop your skills using pens of various sizes and wet-in-wet watercolour washes.

SANDRINE MAUGY botanical artist and writer

November 11–13 Weekend £225
Suitable for all WE6574

Exotic fruits – botanical painting NEW

Mangoes, lychees, pomegranate and figs provide a rich and luscious subject. Through exercises and practise, study ideas to create a painting that looks as if the juicy fruit could be plucked from the page.

MARIELLA BALDWIN published botanical artist

December 2–4 Weekend £228
Suitable for all WE6615

“It was all I wanted and more, and has boosted my confidence! I learned so much right from the first night in a really positive way.”

Janet Aughey,
Freedom in watercolours for beginners

The spring garden – botanical painting

Capture the freshness of the spring garden as you learn to mix ‘clean’ colours and apply shadows to pale flowers whilst keeping their original intensity. Focus on colour, colour mixing and tone, and the use of light and shade to shape your subject. Gain confidence in your watercolour painting skills and produce several paintings.

SANDRINE MAUGY botanical artist and writer

February 26–March 2 Four Days £426
Suitable for all 4D6764

Botanical painting – auriculas and other primulas NEW

Learn how to draw and paint these beautiful flowers and discover their wonderful range of colours. Through structured exercises make observation studies with sketches and notes, develop drawings and then complete paintings of individual plants with watercolours.

MARIELLA BALDWIN published botanical artist

March 26–30 Four Days £431
Suitable for all 4D6830



Mariella Baldwin

Heather Gray-Newton



Mixed and Other Media

Mixed media images – paint, print, collage

Study colours, patterns and textures and learn techniques for applying paints, dyes and inks to develop your ideas into samples or a finished piece.

JO DIXON artist, printmaker, teacher

October 24–27 Three Days £349
Beginners/Intermediate 3D6530

Fusing photography with oil paint

A mixed media painting course that will get you experimenting with ideas and processes. Develop compositions with photographs and imagery using traditional and digital techniques, then transfer them to board and canvas. Use surface textures and oil painting techniques to create atmospheric paintings.

HEATHER GRAY-NEWTON MA award-winning artist, teacher

October 30–November 4 Five Days £571
Intermediate 5D6545

Gilding for painters NEW

Explore traditional and creative use of precious metals in paintings, including gilding for acrylic, watercolour, gouache, oil and egg tempera.

JUDY WETHERALL award-winning gilding and decorative art conservator

November 1 One Day £127
Suitable for all 1D6548

Experimental mark-making – draw and print NEW

Please see page 13 for further information.

JOANNA VEEVERS RCA trained ceramic artist

November 20–24 Four Days £467
Suitable for all 4D6593

The instant sketchbook

Please see page 13 for further information.

ANNABEL TILLEY artist, writer, curator

November 28 One Day £121
Suitable for all 1D6609

Mixed media painting – interiors NEW

Use drawing, paper collage and painting to reconstruct a three-dimensional interior space on a two-dimensional canvas surface. Experiment with process to develop a mixed media painting inspired by 18th century interiors of West Dean College, or if you prefer, your own source material.

WILLIAM SAVAGE figurative painter

January 15–20 Five Days £526
Intermediate/Advanced 5D6679

Creative drawing with pastels and mixed media

Please see page 14 for further information.

FREYA POCKLINGTON MA drawing

January 22–27 Five Days £566
Suitable for all 5D6698

The dynamic sketchbook – mixed media interventions NEW

Starting a new sketchbook can sometimes be daunting. Start by taking the book apart as you experiment with a process of deconstruction and reconstruction. Fill pages with collage, drawings, cut holes, extend, scribble over, pour ink, write and stitch using the wonderful grounds of West Dean as a source of visual inspiration.

KATIE SOLLOHUB painting, drawing, teaching

February 20–24 Four Days £426
Suitable for all 4D6751

Image transfer painting – the experimental surface

Discover the potential of image transfer. Transform your photographs and layer them with found images, experiment with textures and different colour combinations to create unique versions of your images.

ELEANOR BUFFAM MFA fine artist

March 3–5 Weekend £233
Suitable for all WE6774

Drawing and painting on location – mixed media

Explore your personal relationship with the landscape and enjoy investing time and support to develop your practice. Using mixed media, including tools and materials found in the differing environments, experiment with drawn and painted marks and a variety of scales, both outside and in the studio.

FRANCES HATCH plein air painter


March 5–10 Five Days £532
Intermediate/Advanced 5D6585

Ink and pastel – raw still life NEW

Explore the use of ink and line in relationship to soft pastel and discover the creative possibilities of Chinese ink working with brush and hand cut reed pens. Work from inspiring raw still life materials supplied by West Dean Gardens.

JASON BOWYER painter and draughtsman

March 16–19 Long Weekend £332
Intermediate/Advanced LW6805



William Savage




Liminal light – pastel drawing at night

Working in liminal light conditions means allowing the eyes to interpret what is barely visible. This has the surprising result in freeing your mark-making sensibility, producing extraordinary colour and tone combinations. This unique course is designed for adventurous artists to respond to a range of dawn, dusk and candlelight conditions.

MARK CAZALET contemporary British artist

March 31–April 3 Long Weekend £352
Intermediate/Advanced LW6847



Painting – Subject Led

Painting and gilding a trecento angel NEW

Discover the secrets of the great Early Italian Master Painters as you learn how to lay gold leaf on panel to burnish and decorate. Find out how to make gorgeous rainbow hued paints from earth and mineral pigments mixed with egg yolks. Create fine, jewel like detailed finishes as you complete an icon painting of an Angel or Madonna and Child.

PETER MURPHY gilder, tempera painter

October 9–14 Five Days £593
Suitable for all 5D6500

Pastel portraits

Learn to build a portrait using pastels and other dry media. These versatile media allow us to use a contemporary approach to layer up an image taken from observation or photographic reference.

OLIVER JONES contemporary British artist

October 28–30 Weekend £249
Suitable for all WE6538

Life painting – five approaches

Explore five distinct approaches towards life painting: the classical tradition, the singular stroke, the painted line, the expressive stroke and the form abstracted. Utilise the methods and attitudes of artists representative of key periods in the evolution of the painted figure. Learn how to apply past techniques to discover new strategies within your own work.

JOHN T FREEMAN painter, etcher, author

November 6–11 Five Days £599
Intermediate/Advanced 5D6565

The figure in landscape painting NEW

With West Dean as a starting point and Caspar David Friedrich's *Monk by the Sea* as a touchstone, explore the rich and dynamic relationship between the figure and the landscape. From initial studies learn how to develop increasingly ambitious drawings and paintings where the expressive qualities of materials and methods of application will enrich and transform the bare bones of the subject.

NICK BODIMEADE painter, printmaker, tutor

November 27–December 2 Five Days £533
Intermediate 5D6606

Introduction to egg tempera painting NEW

Learn how to paint using traditional methods and materials. Gain an understanding of composition, under-drawing, glazing and optical mixes using mineral pigments on gessoed panels.

MAZ JACKSON egg tempera painter, printmaker

December 2–4 Weekend £235
Suitable for all WE6616



Memory, emotion and the genius loci – landscape painting

The spirit of a place, its emotional effect on us and the role of memory and association are the core aspects of our most intense experiences. Using these sensory and cognitive responses to the landscape of West Dean, you will paint in different media, locations and times of the day to produce a rich range of contrasting interpretations. There will be many art historic references made and experimentation with materials.

MARK CAZALET contemporary British artist

December 8–11 Long Weekend £329
Intermediate/Advanced LW6632

Crossing the bridge to abstract painting

Learn to cross the bridge between observation and abstract painting. Exercises are used to stimulate the imagination and extend the range of rhythmic and expressive processes in mark-making, colour, tonal balance and compositional dynamics. Artists considered include Ruskin, Bomberg, Mondrian, de Kooning and Kandinsky.

JENNY TYSON painter

January 8–12 Four Days £431
Intermediate/Advanced 4D6664

Chiaroscuro – painting light and shadow NEW

Explore the balance of light and shade through expressive drawing and painting. Discover the power of dramatic lighting, contrasts and shadows to enhance both your drawing and painting skills.

GEORGE POPESCO Royal Academy fine artist

January 20–22 Weekend £225
Suitable for all WE6669

Intuitive painting – process and imagination

Work with themes from your imagination in a playful and practical approach to painting. Led by an inspirational and enthusiastic tutor you will be encouraged to free your creativity and experiment with painting as a tool for expression. Learn acrylic painting techniques and processes that help you explore your own imagined worlds and create painted realities.

CHRISTOPHER GILVAN-CARTWRIGHT MA painter, performer, animator

February 12–16 Four Days £431
Intermediate/Advanced 4D6736

Self-portraits in mixed media NEW

Discover how to capture expression in portraits with mirrors and photographs. Make tonal studies in charcoal, then explore colour, composition and form using chalk and oil pastels.

GEORGE POPESCO Royal Academy fine artist

February 24–26 Weekend £238
Beginners/Intermediate WE6656

Investigate egg tempera painting

Ancient painting methods will be demystified as you make them your own to enrich your knowledge and painting skills. Make painting surfaces from panels, and pigments from clays, chalks, organic sources and minerals. Learn techniques in composition, under-drawing, glazing and optical mixes using mineral pigments and apply them to complete a unique egg tempera painting, that can last for hundreds of years.

MAZ JACKSON egg tempera painter, printmaker

March 5–10 Five Days £541
Intermediate/Advanced 5D6784

Expressive portrait painting – colour and abstraction

Investigate vibrant colour, light and form through expressive portrait painting. Learn new approaches to portraiture through a series of mixed media, mark-making and painting from a live model, and explore bold and dynamic painting with colour and abstraction.

CHRISTOPHER GILVAN-CARTWRIGHT MA painter, performer, animator

March 10–12 Weekend £259
Intermediate/Advanced WE6792

Painting still life – towards abstraction

Many artists reach a stage when representation is not enough for personal expression. Learn to respond directly to still life using mixed media to explore line, form, colour and texture. Through a series of exercises get to know the objects and develop confidence in stripping away the superfluous to capture the essence.

NICK BODIMEADE painter, printmaker, tutor

March 12–16 Four Days £433
Intermediate/Advanced 4D6800

Dynamic painting from sketchbook studies NEW

Ever wondered how to work from a sketchbook once you've finished it? The tutor will guide you through a series of exercises and approaches that will keep you looking at your sketchbook studies afresh. Great for keeping your work alive and ongoing, long after the course has ended.

KATIE SOLLOHUB painting, drawing, teaching

March 24–26 Weekend £225
Intermediate WE6821



Vision of colour

Colour is at the heart of painting; it is used to create light, space, mood and movement, yet it is rarely fully understood. By taking five contrasting approaches and through a structured series of practical projects, your confidence builds in handling colour and understanding its role. Investigation of some of the major developments in colour theory, a slide show and video presentations are all included in this challenging week.

MARK CAZALET contemporary British artist

March 26–31 Five Days £526
Intermediate/Advanced 5D6835

Painting – Oils

Oil painting for beginners

Discover the fundamental techniques, methods and theories when painting with oils. Gain confidence using and applying oils with brushes and knives, colour and tone theory, and the use of paint mediums.

JOHN T FREEMAN painter, etcher, author

October 7–9 Weekend £225
Beginners WE6490

Portrait painting in oils

Develop your oil painting skills through intensive work on a long pose. After a number of drawn studies, individual guidance is given on composition, proportion, tone and colour mixing.

ADELE WAGSTAFF Slade, portrait painter, author

October 14–16 Weekend £249
Intermediate/Advanced WE6503



Adele Wagstaff



Tom Benjamin

Painting autumn landscapes in oils NEW

Autumn is a special time of year for landscape painters, colours can be very rich and the weather atmospheric. Explore outdoor oil painting techniques in a range of locations including woodland. We will be painting outside as much as we can as well as in the studio.

TOM BENJAMIN landscape painter in oils

October 16–21 Five Days £533
Suitable for all 5D6516

Painting still life in oils for beginners

A thorough introduction to painting with oils from still life. Gain confidence and understanding of this wonderful medium with structured exercises and expert guidance.

GEORGE POPESCO Royal Academy fine artist

October 21–24 Long Weekend £353
Beginners LW6526

Grisaille figure painting in oils NEW

A rare opportunity for extended study of the human figure from life models using grisaille methods of painting in grey monochrome. Using both transparent and opaque painting techniques, you will practice drawing with paint, gain familiarity with oil paint handling and increase your awareness of the simple value structures which underpin good figurative painting.

WILLIAM SAVAGE figurative painter

December 4–8 Four Days £474
Beginners/Intermediate 4D6624

Oil painting for beginners

Learn the basics of oils while making paintings from direct observation. Discover how to structure works and develop light effects, mix colours, build layers, create tone, develop impasto and finish with glazing.

TOM BENJAMIN landscape painter in oils

December 9–11 Weekend £233
Beginners WE6638

“The course was transformative. The brilliant tutor challenged and supported in equal measure. I feel as though something has altered in my brain which allows me to see colour in a completely different way.”

Alison Jackson-Bass, A vision of colour



Brian Smith

Portrait painting in oils

Develop a personal style and improve your oil painting techniques whilst achieving a likeness. Explore how to use composition to enhance the sense of the sitter and ways of using the wonderful qualities of oil paint to represent light on skin.

FELICITY GILL professional portrait painter

February 10–12 Weekend £257
Suitable for all WE6726

Small scale landscape painting in oils NEW

Learn how to get a sense of the scale of a landscape view, expansive sky, or massive tree into a small painting. Working small enables you to turn over ideas quickly, try things out and experiment. You will then easily capture fleeting light effects on your small scale paintings.

TOM BENJAMIN landscape painter in oils

February 24–27 Long Weekend £336
Intermediate/Advanced LW6762

Painting – Water Based

Advanced sumi-e Japanese ink painting NEW

Learn the techniques and spiritual side of sumi-e, the art of Japanese brush painting. Explore traditional ink brushstrokes through sophisticated projects set by the tutor.

TAKUMASA ONO professional Japanese watercolourist, author

October 14–16 Weekend £243
Intermediate/Advanced WE6504

Chinese painting – ‘Three Friends in Winter’ NEW

The ‘Three Friends in Winter’ is an established subject in Chinese painting, surrounded by symbolism. Working with Chinese materials and techniques explore plum blossom, bamboo and pine in the traditional way. Maggie will also demonstrate more adventurous techniques such as washes, resists and collage. At the end of the course you will be able to back your painting ready for framing.

MAGGIE CROSS painter, traditional Chinese brush

October 16–20 Four Days £426
Suitable for all 4D6513

Acrylic ink painting – movement and vibrant colour

Working from both flowers and landscape create vibrant and dynamic studies with this versatile medium. Start with observational drawing, then experiment with translucent and opaque brushwork techniques. Explore your subject with practical exercises and build confidence with acrylic ink's tactile qualities as you learn to work intuitively. Discover how paper behaves in relation to ink flow as you develop your ideas through to personal conclusions.

CHRISTINE FORBES drawing, painting, Chinese methods

November 3–6 Long Weekend £354
Suitable for all LW6553

Watercolours – light and shade, warm and cool NEW

Learn how to create mood, atmosphere, form and focus by using light and shade, warm and cool colour. Explore the range of options available to you to improve your painting skills.

BRIAN SMITH professional watercolour specialist

November 18–20 Weekend £225
Suitable for all WE6588





Confidence with colour – painting with acrylics and mediums

Become confident mixing and arranging colours using your visual judgments and experimentation. Discover the versatility of acrylics when used with specific mediums, from thin and transparent to thick and opaque.

EMILY BALL painter and author

November 24–27 Long Weekend £329
Suitable for all LW6598

Watercolour landscapes – expressive mood and light

Study the emotive effects of changing light in landscape as you develop your observational, mark-making and colour mixing skills. Learn techniques to apply this expressive medium in dynamic ways, from quick painting sketches outside, weather permitting, to longer work in the studio.

BRIDGET WOODS watercolourist,
author: landscape, life

December 4–9 Five Days £526
Intermediate/Advanced 5D6625

Acrylics for beginners NEW

Learn everything you need to know to get started with acrylics. Using both still life and images be guided through each stage including, drawing, brush handling, colour mixing and balancing, and composition.

CHRISTINE FORBES drawing, painting,
Chinese methods

December 11–14 Three Days £329
Beginners 3D6645

Watercolour painting – loosen up without losing control NEW

The simple materials of water, paper and pigment can be used creatively in a variety of different ways. Learn how to consider these choices fully to produce individual work and develop your own painting style.

BRIAN SMITH professional watercolour specialist

January 10–13 Three Days £329
Suitable for all 3D6668

Abstract painting in watercolour

Combine visual and imaginative information in a unique and personal way. Distil what is important to you as you create dynamic work from drawings and other material. Christine guides you carefully through themes and painting techniques as you explore your creative painting approaches.

CHRISTINE FORBES drawing, painting,
Chinese methods

February 2–5 Long Weekend £329
Intermediate LW6708



Julie Collins



Suzanne Balchin

Multi-layer watercolour painting NEW

Explore the transparent and opaque qualities of watercolour in a multilayered approach to build confident colour. Investigate colour theory and application, its context, harmony and relationships. Be inspired by fabulous natural forms, work from direct observation and discover creative ways to weave luminous colour with your brushwork.

SUZANNE BALCHIN Camberwell College, fine watercolourist

February 10–12 Weekend £225
Suitable for all WE6727

Freedom in watercolour and ink for beginners

Learn a fresh approach to painting watercolours and inks through a series of set projects with guidance on composition and materials. Demonstrations are given on various techniques as you explore this versatile medium.

JULIE COLLINS artist, author

March 3–5 Weekend £234
Beginners WE6770

A beginner's guide to watercolour – technique and application

Explore the possibilities, methods and techniques used with watercolours as you create a patchwork of samples for your future reference. Sessions in drawing techniques will underpin your future work.

SUSIE HUNT landscape painter, teacher

March 10–12 Weekend £230
Beginners WE6790

Dynamic life painting in watercolour

Learn to work in transparent watercolours, to develop the speed required for painting dynamic poses and to express the qualities of light.

BRIDGET WOODS watercolourist,
author: landscape, life

March 17–19 Weekend £249
Intermediate/Advanced WE6809



Susie Hunt

Tutor profile:

Dale Devereux Barker

Dale is primarily known as a printmaker recognised for his use of reduction linocut and his unique approach and rationale. Trained as a painter, Dale now exploits the printed process, creating not only flat images but experimenting with printed sculptures, large scale printed public art and ceramics.

Background:

Study at three diverse art colleges has brought a holistic approach to his work and method of teaching.

Dale is constantly challenging his artistic critical awareness and seeks to celebrate the creative act in both his professional and educational roles. He has taught a range of courses but particularly enjoys the desire and willingness to learn that West Dean College students bring.

Inspirations and influences:

The absurd, the beautiful joke, the crafted image and the areas in between and outside.

Current projects:

Dale has just published 'Eight Portraits' a collaborative poetry project with Tony Towle, a continuation of his collaboration with poets from The New York School.

"Dale Devereux Barker makes art out of all sorts of things, out of pictures, out of works, out of humour, out of frustration, out of sitting on the beach. Since graduating from the Slade in 1986 he has developed a pictorial language which is distinctive in its combination of figurative imagery and complex layering of more abstract planes and textures scavenged from outside sources." Taken from 'What does one make pictures out of?' by Emma Hill in the Exhibition Catalogue *Excessive Pleasures*.



Dale Devereux Barker

PHOTOGRAPHY

For Taster Courses see back pages

3 - 5

With the power of a click, an image, short film or creative animation can be at your fingertips. If you want to optimise the possibilities of your camera, choose from our wide range of courses. We have something for everyone, from beginners to advanced, but on most courses you will need a good level of computer competence.

Table top photography using natural light

If you aspire to be a still life photographer, or need pictures of your work for a blog or website, learn how to get good results from a table top shoot. Basic knowledge of photography and camera controls needed.

JACQUI HURST editorial/garden photographer

October 8 One Day £116
Intermediate 1D6498

Getting to grips with your DSLR camera

Increase your skills and confidence in using your DSLR camera. Learn how to judge which programme to use and focus on taking satisfying images on location. Basic computer skills are required.

JACQUI HURST editorial/garden photographer

October 14–16 Weekend £235
Beginners WE6506

Autumn colour in digital landscape photography NEW

Discover the secrets of capturing landscape images in autumn with maximum visual impact. Best use of equipment and of pre-planning are covered, alongside how to enhance your images. Be inspired by West Dean and the South Downs.

ROY MATTHEWS freelance photographer, teacher

October 21–23 Weekend £235
Intermediate/Advanced WE6521

An introduction to studio portrait lighting techniques NEW

An overview of classic and iconic portrait lighting techniques, using both professional Bowens studio flash equipment and available natural light. Low-key and high-key lighting styles will be explored with fundamentals in portrait posing methods and composition.

BEYTAN ERKMEN professional photographer, lecturer

October 28–30 Weekend £265
Intermediate/Advanced WE6539

An introduction to Photoshop for textile design NEW

Please see page 47 for further information.

SAM PICKARD printed textile designer/maker
PETER BISHOP graphic designer, Adobe certified instructor

November 24–27 Long Weekend £349
Beginners/Intermediate LW6599

Explore black and white digital photography

Translate the craft and processes of analogue black and white photography using digital cameras within a digital workflow. Learn to achieve this through considered exposure, identifying subjects suited to monochrome and image processing using Adobe Lightroom and Photoshop.

TIM SAVAGE digital photographer, author and trainer

December 2–4 Weekend £235
Beginners/Intermediate WE6617

Dawn and dusk landscape photography NEW

Become creatively inspired in the magical moments of twilight and dawn. Take your images to another level by learning about the two elusive fundamentals of all successful landscape studies - lighting and timing. For DSLR and advanced compact users.

BENJAMIN GRAHAM internationally published landscape photographer

December 9–11 Weekend £235
Intermediate WE6640

An introduction to Adobe Lightroom

Discover the creative image-editing power and image management of Adobe Lightroom. Beginning with the differences of file types, this course follows the workflow of Lightroom – from importing photographs to detailed manipulation, enhancement and output.

TIM SAVAGE digital photographer, author and trainer

January 13–15 Weekend £235
Beginners WE6673

Designing a self-published book

Gain confidence to self-publish a well designed book of images and words using Blurb and Photoshop software. Make exhibition catalogues, travel stories or simply record a project or event – a useful skill for keen photographers, artists and craft makers. Learn to plan narrative structure, page layout, select typeface and create a book based on a personal project.

ALISON MILNER RCA trained, designer-maker

January 16–19 Three Days £344
Intermediate 3D6683

Photoshop Elements – simple photo-editing techniques

Learn how to use Photoshop Elements, a simple way to edit, improve and transform your digital photographs. Work through a series of techniques to find out how to make the most of your favourite shots, how to turn them into black and white, use colour effects, create collages, panoramas and more.

BEYTAN ERKMEN professional photographer, lecturer

February 3–5 Weekend £235
Beginners WE6715

The urban landscape – digital photography NEW

Discover the photographic potential of the urban environment. Create images with added depth and mystery, relying on the evidence of human activity for narrative, rather than people. An introduction to Lightroom editing is also offered to enhance images.

ROY MATTHEWS freelance photographer, teacher

February 17–19 Weekend £235
Intermediate WE6745



An introduction to Photoshop

Learn some of Adobe Photoshop's creative features and discover how to make enhancements to your images using many of the software's primary adjustment features. This will include working with layers, layer masks, tools and filters, while experimenting with your own images.

BEYTAN ERKMEN professional photographer, lecturer

February 24–26 Weekend £235
Beginners WE6758

Garden photography – whatever the weather! NEW

Explore West Dean Gardens as you look for details and images to sum up winter. How to experiment with black and white images or obtain rich and subtle tones, create graphic and abstract images are all explored.

JACQUI HURST editorial/garden photographer

March 3–5 Weekend £235
Beginners/Intermediate WE6776

Creative use of Photoshop for makers and artists

Create digital applied decoration from photographs and drawings using Adobe Photoshop. Then learn how to apply this surface treatment to artworks in various media such as glass, wood and fabric using Lazertran. Other techniques for translating digital files into applied decoration are also discussed.

ALISON MILNER RCA trained, designer-maker

March 13–16 Three Days £369
Beginners/Intermediate 3D6802

Gain control of your DSLR camera

Maximise the quality of the images you capture by investigating the multitude of features on your DSLR camera. The mystifying layers of technical jargon are stripped away as your confidence and skills are developed.

TIM SAVAGE digital photographer, author and trainer

March 16–19 Long Weekend £344
Beginners/Intermediate LW6806



POTTERY AND CERAMICS

For Taster Courses see back pages 3 - 5

Working with clay can be addictive with many of our students coming back time and again to work with leading potters and ceramic artists. We offer throwing courses for complete beginners or the chance to develop your skills and learn how to coil, hand build, sculpt and use glazes to complete your work.



Throwing and turning for beginners

Work on your own potter's wheel as you develop your own designs inspired by the ceramic collection at West Dean. You are shown key techniques, including how to prepare and work with clay.

LOUISA TAYLOR MA RCA ceramicist and author

October 7-9 Weekend £254
Beginners WE6495

Exploring porcelain – throwing and handbuilding

Develop dynamic porcelain forms or containers by learning how to understand and exploit the intrinsic plastic quality of porcelain. Combine inventive shaping, forming and decorative techniques to create surface quality and pattern integral to each form.

JACK DOHERTY ceramicist, porcelain vessels

October 9-12 Three Days £384
Intermediate/Advanced 3D6499

Exploring Japanese pottery

Explore simple Japanese pottery techniques to make vases, bowls, mugs and plates. Techniques covered include spiral wedging, hand building (Tebineri), wet slab making (Katatsukuri) and leather hard slab building (Itatsukuri). Then learn brush drawing or printing techniques to decorate your pots.

RIE TSURUTA MA RCA ceramist

October 21-24 Long Weekend £372
Beginners/Intermediate LW6527

Hand built ceramics with inlaid coloured clay

Learn how to make and mix coloured clays to create designs and painterly effects that are rolled into slabs of clay. From these you will then create vessels, bowls and jugs ready for firing.

JANE ABBOTT colourful potter, experienced teacher

October 24-27 Three Days £348
Suitable for all 3D6531

Throwing and turning for beginners

Experience throwing pots on a potter's wheel with one-to-one tuition and your own wheel throughout the course, as you learn the techniques and processes for completing pots.

ALISON SANDEMAN established potter and teacher

November 4-6 Weekend £255
Beginners WE6558

Making and decorating dynamic, expressive slipware NEW

With an emphasis on action and spontaneity, learn and develop new approaches to making and decorating slipware. Dylan will demonstrate his own making and decorating techniques, including sliced plates and sculptural forms, wheel thrown platters and carved solid shapes. From these you can then pursue new shapes and ideas, and learn to embrace fresh directions combining slip and clay in truly dynamic ways.

DYLAN BOWEN slipware maker

November 13-17 Four Days £486
Intermediate/Advanced 4D6576

Practical glazing day

Come back to West Dean College to glaze pots you have made on one of our pottery courses and left behind for firing.

ALISON SANDEMAN established potter and teacher

November 30 One Day £116
Suitable for all 1D6612



Claire Ireland

Animal sculptures – working in miniature

Build miniature animal sculptures using clay. Learn how to approach sculpting animals in clay and the detail that can be captured in something smaller than the palm of your hand, while gaining confidence in your sculpting skills.

FELICITY LLOYD-COOMBES animal sculptures in clay

December 2-4 Weekend £270
Suitable for all WE6619

Throwing and turning

Explore working on the potter's wheel and, whatever your level of experience, develop your skills in making (throwing) and finishing (turning) pots. Enjoy exclusive use of your own potter's wheel during the course.

ALISON SANDEMAN established potter and teacher

December 15-18 Long Weekend £368
Suitable for all LW6648



Dylan Bowen

Throwing and turning for beginners

Gain confidence in making pots on the potter's wheel. With exclusive use of your own wheel learn how to prepare the clay and then practice the art of throwing with demonstrations and individual guidance from the tutor.

JON BARRETT-DANES potter, animal sculptor, teacher

January 6-8 Weekend £254
Beginners WE6662

Slab built ceramics: responding to place

Working from the Sussex chalk landscape surrounding West Dean, use drawing to develop designs for simple slab built ceramic platters and wall pieces. Discover ways to build complex and layered surfaces with tonal and coloured slips, using your own hand cut stencils, stamps, linocuts and sgraffito designs.

ANNA LAMBERT ceramicist, hand-built earthenware

January 22-27 Five Days £589
Suitable for all 5D6700

Practical glazing day

Please see 1D6612 for further information.

ALISON SANDEMAN established potter and teacher

January 28 One Day £116
Suitable for all 1D6702

Hand building and throwing textured pots

Use found natural and manmade objects to create different textures on clay surfaces and learn how to make plaster and clay moulds. Slab build or throw pots, slump or press dishes and decorate surfaces with your library of textures.

ALISON SANDEMAN established potter and teacher

February 2-5 Long Weekend £372
Suitable for all LW6711

Wheel thrown animals and figures in clay NEW

Explore the sculptural possibilities of the potter's wheel making figurative and animal forms. You are shown how to adapt and construct wheel thrown forms to make exciting sculptural pieces that could also retain a functional element.

SUSAN HALLS UK/USA ceramic sculptor

February 10-12 Weekend £262
Intermediate/Advanced WE6732

Experimenting with paper clay

Discover the exciting potential of building with paper clay. Try a range of hand building techniques with paper clay pulp and ready mixed clay incorporating wet, leather hard, dry and fired components. Also experiment with casting, embossing and surface printing using underglaze colours, oxides and slips.

CLAIRE IRELAND ceramic sculptor

February 20-24 Four Days £486
Suitable for all 4D6756



Sculpting animals in clay

Immerse yourself in the Barrett-Danes family's tradition in ceramics as you learn how to create vivid and expressive animal forms using a range of pottery techniques. First of all, spend time studying the unique characteristics of each animal, then consider overall balance and proportion. You will complete at least two animals, wall-mounted heads or headed pots.

JON BARRETT-DANES potter, animal sculptor, teacher

March 19–24 Five Days £611
Suitable for all 5D6819

Throwing and turning for beginners

Work on your own potter's wheel as you develop your own designs inspired by the ceramic collection at West Dean. You are shown key techniques, including how to prepare and work with clay.

LOUISA TAYLOR MA RCA ceramicist and author

March 31–April 2 Weekend £254
Beginners WE6845

Throwing and turning – mugs, jugs and teapots

Explore turned forms for mugs, jugs and teapots, as you improve your throwing skills and learn to get the most out of the clay on your own wheel. There will be lots of time to practise your throwing skills whilst developing forms on the wheel. You can finish your pieces by making handles and lids.

ALISON SANDEMAN established potter and teacher

February 26–March 3 Five Days £591
Intermediate/Advanced 5D6768

Practical glazing day

Please see ID6612 for further information.

ALISON SANDEMAN established potter and teacher

March 4 One Day £116
Suitable for all ID6779

Understanding colour in glazes

Gain an understanding of making and using glazes focusing on how using colouring oxides affects different fluxes in a glaze. All practical aspects of making, testing and firing glazes will be covered. Bring your own biscuit-fired white earthenware, stoneware, porcelain pieces or test tiles.

LINDA BLOOMFIELD PhD Eng Sci, potter

March 5–9 Four Days £471
Intermediate/Advanced 4D6783

Pattern, colour, texture and line – decorative ceramics

Explore a decorative technique developed by the tutor, which has strong associations with intaglio printmaking. Using an engraved line and coloured slips, you will learn to transfer your designs from a plaster surface to a ceramic body by slip casting and make a number of test pieces and tiles ready for firing.

JOANNA VEEVERS RCA trained ceramic artist

March 10–12 Weekend £253
Suitable for all WE6795

Creative use of Photoshop for makers and artists

Please see page 36 for further information.

ALISON MILNER RCA trained, designer-maker

March 13–16 Three Days £369
Beginners/Intermediate 3D6802

Hand building large scale sculptural ceramics NEW

An exciting opportunity to work with clay on a large scale. Explore a range of hand building techniques, incorporating traditional methods with contemporary experimental approaches to create large sculptural forms. Learn how to manipulate clay using formers and moulds, building different types of coils and slabs.

CLAIRE IRELAND ceramic sculptor

March 16–19 Long Weekend £374
Suitable for all LW6808



Susan Halls

PRINTMAKING

For Taster Courses see back pages 3 - 5

Delve into printmaking and explore colour and shape to produce unique, colourful artworks either with a press or by hand. With an emphasis on personal development we offer clear pathways for beginners to progress to advanced courses. For those seeking a pathway leading to a qualification, see our Foundation Diploma in Art and Design on page 8.

Experimental drawing with monoprint NEW

Make observations both in the landscape and studio and explore mark-making through the medium of monoprinting. Learn to engage with your subject and translate the qualities using monoprinting techniques, from the manipulation of ink on the plate to sophisticated printing methods using a press.

CAROLINE WENDLING multidisciplinary artist and print specialist

October 2–7 Five Days £571
Suitable for all 5D6487

Woodcut prints – exploring the process

Experiment with this ancient art form as you explore woodcut printing techniques using the wood itself as a starting point. Use a variety of woods and papers, experiment with cutting techniques and print with presses or by hand.

ROD NELSON author, wood-block printmaker

October 14–16 Weekend £245
Suitable for all WE6505

Letterpress and relief printmaking

Discover how to combine image and text elegantly using traditional skills. Learn how to set metal type, mix ink, and print with a press and by hand, alongside relief printmaking methods to produce images and textures.

SARAH MANDER letterpress printer, book artist

October 16–21 Five Days £572
Suitable for all 5D6514

Wood engraving

Explore the potential of this small scale black and white art form for detail, atmosphere and dramatic graphic impact. From idea to complete print, develop a design, transfer it onto an endgrain wood block, engrave and then print it.

HARRY BROCKWAY wood engraver, illustrator

October 21–23 Weekend £225
Suitable for all WE6520

Small scale printing from engraved glass NEW

Please see page 18 for further details.

KATHARINE COLEMAN freelance glass engraver

October 31–November 2 Two Days £230
Beginners/Intermediate 2D6547

Chine colle printmaking

Experimental printmaking with chine colle combining lino printing with the textural elements of papers. Learn printmaking with lino, printing ink and presses, and intersperse paper collaged elements within these processes to create surprising and dynamic results.

DALE DEVEREUX BARKER Slade trained, linocut specialist

November 4–7 Long Weekend £350
Suitable for all LW6559

Introduction to screenprinting

Discover how to use screenprinting techniques to produce multi-coloured design. Using paper cut stencils and water based inks, learn how to create rich and fascinating imagery.

JANE SAMPSON MA fine artist/ printmaker

November 18–20 Weekend £256
Beginners WE6587

Hybrid printmaking NEW

Experiment with multiple print methods within the same image to make unique prints. Lino, dry-point, collograph and monoprint are the main mediums, combined with various colour and monochrome techniques.

MARY DALTON RCA master printmaker

December 8–11 Long Weekend £329
Suitable for all LW6636



Mary Dalton



Conversations between lino blocks: advanced printmaking

Take risks and get confident overprinting with separate cut blocks of lino that merge together to create surprising new images. Whilst there is an element of control over the structure of the outcomes, the beauty is not knowing exactly what may happen. Exploit the myriad of possibilities of using two or more blocks that talk to each other in different ways and be prepared to be surprised.

DALE DEVEREUX BARKER Slade trained, linocut specialist

December 11–15 Four Days £462
Intermediate/Advanced 4D6647

Colour wood engraving NEW

A beautiful variant of the traditional black and white printmaking technique. The possibilities of creating multiple colours by overprinting opens up entirely new pathways to wood engraving.

CHRIS DAUNT wood engraving blockmaker

December 16–18 Weekend £237
Suitable for all WE6650

Expressive screenprinting

Screenprinting is a sophisticated form of stencilling. Immerse yourself in a creative range of techniques from handmade paper stencils through to making and exposing photo stencils. Explore combinations of techniques to create images that you never thought possible.

JANE SAMPSON MA fine artist/ printmaker

January 22–27 Five Days £571
Suitable for all 5D6697

Monoprinting using the three colour process

Explore the painterly, mark-making possibilities of monoprint. Learn the concept of colour layering using the three process colours and find out how to overlay colours to produce beautiful, colourful overprints. This fast and straightforward process leaves room for plenty of experimentation.

JANE SAMPSON MA fine artist/ printmaker

February 17–19 Weekend £241
Suitable for all WE6744

Wood engraving

Experience the art of wood engraving which is executed on the endgrain of a closely grained hardwood. Practise engraving then learn how to transfer a design to a block, print and correct proofs.

CHRIS DAUNT wood engraving blockmaker

February 24–26 Weekend £227
Suitable for all WE6757

Water in woodcut NEW

Play with light and movement on water. Printing in woodcut you will explore ripples, sparkles, swirls and the ways in which water patterns delight us. You will work with beautiful tools and materials.

MERLYN CHESTERMAN woodblock printmaker
ROD NELSON author, woodblock printmaker

February 26–March 3 Five Days £566
Suitable for all 5D6766

Collagraphs – bold and richly coloured printmaking

Enjoy and explore working with a range of materials to create textural collagraph plates. Print using viscosity printing techniques to create vibrant, richly coloured prints.

SARAH MANDER practising artist printmaker

March 3–5 Weekend £248
Suitable for all WE6772

Making an impression with monoprint – the painterly print

Monoprinting is a versatile technique that will add intrigue and surprise to your range of creative mark-making. It is the painters print and is different to printmaking, it can be a finished piece or the beginning of an addition to your paintings and art works. Explore the possibilities of reproducing and reinventing your sketches or photographic material.

SUSIE HUNT landscape painter, teacher

March 12–15 Three Days £334
Beginners 3D6798



Student profile:

Maria Constant

“My friends bought me a voucher for a short course as a birthday present. I was delighted as I'd always wanted to attend a course at West Dean. I chose a beginners course in screen-printing as it was something I had sampled at art college and wanted to try again. The group was a nice size and the tutor was patient, encouraging and really passionate. She helped us develop our own style and I was surprised by how different all our prints were.

Learning something I loved in such a beautiful and inspiring setting was one of my favourite things about the course.

I have not only rekindled my passion for screen-printing but I am also planning to do more in the future and create my own printed items to sell.

I would definitely recommend anyone wanting to do a course to explore the wonderful opportunities at West Dean College. So many diverse and stimulating courses in one of the most beautiful settings in the country. I am certainly going to look into doing more!

SCULPTURE

Automata	42
Carving in Stone and Wood	42
Modelling, Casting and Other Techniques	43
For Taster Courses see back pages	3 - 5

Let your imagination soar as you learn to use different techniques and materials to create figures, animals and automata. Carve in stone and wood, model in clay and explore the sculptural possibilities of paper, bronze, polystyrene and wire.

Automata

Making automata NEW

Be introduced to basic mechanisms and experiment with ways in which they can be combined with form to create automata with a narrative theme. The combination of movement and materials such as wood, wire, metal tube and sheet, found objects and figures will be explored with these simple mechanisms.

FI HENSHALL automata maker

October 30–November 2 Three Days £344
Suitable for all 3D6543



Fi Henshall

Simple automata

Create designs for an automaton made principally in wood. Discover simple ways of producing mechanical movement while being encouraged to use reclaimed and other interesting materials. The tutor's own work and his collection of automata will provide inspiration.

ROBERT RACE automata maker

February 5–10 Five Days £569
Suitable for all 5D6722

An introduction to clock making

Please see page 23 for further information.

JONATHAN BUTT clock restorer
MATTHEW READ horology conservator and tutor

March 26–30 Four Days £521
Beginners 4D6831

Carving in Stone and Wood

Carving colourful stone – alabaster and soapstone

Experiment with mark-making and texture as you learn stone carving techniques with these easy to carve stones. The whole process is covered from developing designs with models through to finishing and polishing.

PAULA HAUGHNEY sculptor, stone carver

November 3–6 Long Weekend £344
Suitable for all LW6552

Woodcarving – a creative exploration

Please see page 53 for further information.

MALCOLM MARTIN sculptor in wood

December 2–5 Long Weekend £339
Suitable for all LW6620

Lettercutting in stone and slate

Please see page 11 for further information.

TOM PERKINS lettering designer and lettercarver

February 26–March 2 Four Days £426
Suitable for all 4D6765

Relief carving in stone – plant forms

Experience the process of carving a relief in limestone. Taking inspiration from the shapes and texture of plants you will hand cut your design directly onto stone using traditional tools, including chisels and mallets.

JO SWEETING sculptor and lettercarver

March 10–12 Weekend £238
Suitable for all WE6791

Sculpting slate relief and round NEW

Slate is an undervalued material with wonderful colours and potential for sculpture. Explore the natural rock and discover how other artists have used it, as you learn to carve in relief and in the round to create a finished sculpture.

PAULA HAUGHNEY sculptor, stone carver

March 26–31 Five Days £526
Suitable for all 5D6836



Modelling, Casting and Other Techniques

Make papier-mâché boxes, masks and figures

Learn from a Mexican master of papier-mâché, making a range of decorative objects – masks, animal figures, boxes, skulls and skeletons! Build up layers of paper, with inspiration from Mexican festival 'The Day of the Dead'. Embellish and decorate your finished pieces from a treasure trove of jewels, sparkles, lucky charms and transfers.

BORIS SPIDER Mexican papier-mâché artist

October 16–21 Five Days £546
Suitable for all 5D6515

Paper sculptures – story book garments

Please see page 46 for further information.

JENNIFER COLLIER stitched paper sculptures

November 4–7 Long Weekend £329
Suitable for all LW6560

Animal sculptures – working in miniature

Please see page 38 for further information.

FELICITY LLOYD-COOMBES animal sculptures in clay

December 2–4 Weekend £270
Suitable for all WE6619

Portrait heads in terracotta – a visual approach

Create a life-sized portrait head and aim to capture the sitter's essence. Sensitive observation will inform your clay modelling through a whole day, with two models being used. You will then hollow out your second portrait head for firing and receive advice on mounting and finishing techniques.

JON EDGAR sculptor

January 6–9 Long Weekend £373
Suitable for all LW6663

Sculptural animal forms in willow

Please see page 9 for further information.

DOMINIC PARRETTE basketmaker and coppice craftsman

January 29–February 1 Three Days £389
Beginners/Intermediate 3D6704

Cut, fold, construct – paper sculpture

Explore the potential and versatility of paper to create sculptural three-dimensional forms. Through group exercises looking at objects of various shapes and sizes, you will learn how to use simple techniques and develop an individual approach to paper sculpture.

Tutor to be confirmed

February 20–24 Four Days £461
Suitable for all 4D6752

Making decorative objects from pulp paper

Please see page 10 for further information.

DEBBIE WIJSKAMP Dutch artist-designer

February 20–24 Four Days £461
Beginners/Intermediate 4D6754

Modelling from life in plaster

Experience the unique immediacy of working in plaster as you build up a figurative sculpture. Learn how to build an armature, how to apply the plaster, add on and carve it, working directly with your hands and tools. You work with a life model for one day gathering information to work with as you develop your work. Finishing techniques are also demonstrated.

JOHN BLAKELEY sculptor

February 27–March 3 Four Days £444
Suitable for all 4D6769

Sculpture using paper and wire

Take an exciting journey through the amazing possibilities of wire and papier-mâché as you create your own individual sculpture. Working directly with these low-cost media, you create a three-dimensional armature with wire, then weave and mould the form with papier-mâché. Choose colours and textures from recycled papers and other materials to create the final surface.

DAVID FARRER paper sculptor, wire, recycled

March 5–9 Four Days £438
Suitable for all 4D6782

Sculpting the figure – capturing the essence

Explore the possibilities of abstraction with the human figure by sculpting in clay. You start by looking at form and anatomy and then learn to capture the essence of your creative ideas by investigating abstraction of form. Processes covered include armature building and techniques and tools to use with clay.

IAN EDWARDS inspirational figurative sculptor

March 19–23 Four Days £491
Suitable for all 4D6815

Sculpting animals in clay

Please see page 39 for further information.

JON BARRETT-DANES potter, animal sculptor, teacher

March 19–24 Five Days £611
Suitable for all 5D6819

Sculpture from scrap

Please see page 23 for further information.

PETER PARKINSON RCA trained, artist blacksmith

March 26–30 Four Days £484
Suitable for all 4D6833

TEXTILES

Sewing, Embroidery and Accessories	44 - 45
Leatherwork	45
Art Textiles	45 - 49
Constructed and Woven Textiles	49 - 51
For Taster Courses see back pages	3 - 5

If you enjoy creating fine art textiles or something beautiful to wear or use, find the perfect course at West Dean College. Discover many versatile and absorbing techniques including screenprinting, embroidery, sewing and quilting, silk painting, felt making, tapestry weaving, knitting, leatherwork and more.

Sewing, Embroidery and Accessories

Hand embroidery – writing with a needle

Explore ways to make marks with meaning through a series of exercises to inform your stitching. Work from your own source material in the form of a story, letter, family anecdote, garment or textile to start a stitched piece personal to you.

ROSALIND WYATT textile, collage and calligraphy artist

October 6–9 Long Weekend £354
Intermediate/Advanced LW6861

Sewing projects for the home – further techniques NEW

Build on basic sewing skills during this productive and fun weekend. Gain further confidence using your sewing machine to create a beautiful home-style gift or two. Choose from an array of projects including frilly aprons and quilted oven gloves to appliqué peg bags and piped cushions.

ALICE BUTCHER AND GINNY FARQUHAR sewing workshop tutors, authors and designers

October 21–23 Weekend £250
Intermediate WE6523

Liberating log cabin – patchwork and quilting

Based on the traditional log cabin patchwork technique, explore strip-piecing fabrics and try out innovative methods devised by your tutor. Having made samples, you will then create a small quilt, wall hanging or cushion, while also studying colour and design.

JANICE GUNNER textile artist and quilter

October 27–30 Long Weekend £329
Suitable for all LW6535

Shoe making in decorative fabrics – ballet pumps NEW

Discover shoe making from start to finish as you make a simple pair of low heeled, ballet-pump shoes. Using pre-made patterns, cut your upper fabric from chosen Japanese kimono fabrics, then mould the uppers, line and sole, to create yourself a truly unique, handmade pair of shoes.

HETTY ROSE shoe designer-maker

November 28–December 2 Four Days £491
Intermediate 4D6611

Exploring machine embroidery techniques

Develop skills in freehand embroidery to create a variety of effects using whip and cable stitch. Fabric is layered, painted and worked into to develop textured samples to use as small pictures or cushion covers.

WENDY DOLAN experienced textile artist, tutor, lecturer

December 8–11 Long Weekend £334
Beginners/Intermediate LW6633

Pattern cutting and dressmaking – the perfect panelled skirt NEW

For complete beginners and more experienced dressmakers alike. Choose whether you would like to focus on techniques to perfect your dressmaking skills or develop design ideas through pattern making to create a perfectly fitting, well finished panelled skirt.

MARIA PULLEY fashion designer, pattern cutter, seamstress

January 6–8 Weekend £238
Beginners/Intermediate WE6660



Contemporary embroidery and needlepoint **NEW**

Embroider two projects, one creating the illusion of the Las Vegas lights, the other a needlepoint cushion in fast growing textured stitches. You will acquire a vocabulary of different embroidery stitches, using traditional and non-traditional materials.

EMILY PEACOCK needlework designer

January 13–15 Weekend £240
Beginners/Intermediate WE6674

Millinery – organdie flower head dresses

Make organdie roses and lilies to create dramatic head pieces. Learn how to dye, cut and shape individual flower petals to wire and decorate, then design a unique head piece. Also covered are making additional straw trimmings, shaping a base and advice on design, form and construction, fitting and finishing.

JANE CORBETT textile artist and milliner

January 16–19 Three Days £354
Suitable for all 3D6681

Pattern cutting and dressmaking – a shift dress

Learn pattern construction and adaptation to produce a pattern for a classic shift dress which fits you perfectly. After making a toile based on your own measurements, construct and sew a dress in your chosen fabric that has a great fit and a professional finish. Some sewing experience is essential.

MARIA PULLEY fashion designer, pattern cutter, seamstress

January 19–22 Long Weekend £347
Intermediate LW6687

Quilt making with simple patchwork and appliqué

Create a quilt from beginning to end. All the essential patchwork and quilting techniques are introduced – from how to cut the fabric, machine piecing and quilting, to hand sewing the binding. You'll leave with a small quilt to be proud of.

JANET CLARE textile designer, quilter, author

January 22–25 Three Days £369
Beginners 3D6696

Painting with the needle – silk shading embroidery **NEW**

Learn this beautiful painterly hand embroidery technique in which long and short stitch is worked in stranded cottons. Beginners will create a floral motif in natural silk shading, while those already familiar with the technique can try more complex colour blending or learn about tapestry silk shading by working on a design for a face or figure.

SHELLEY COX specialist embroiderer, teacher, needlework restorer

January 29–February 1 Three Days £329
Beginners/Intermediate 3D6709

Hand embroidery – a garden in stumpwork

An introduction to stumpwork, a traditional three-dimensional hand embroidery technique, and how to adapt it to contemporary practice. Learn the basic techniques of needlelace and stitches to make leaves, flowers and insects for a raised garden of your choice. Advice will be given on artistic interpretation and how to plan your project.

FLEUR OAKES embroiderer, lacemaker

March 3–6 Long Weekend £329
Suitable for all LW6778

Fabric manipulation – pleating, folding, stitching and appliqué **NEW**

Try out a wide range of fabric manipulation techniques, taking inspiration from historic textiles and contemporary fashion. Techniques include formal and organic pleating and folding, stitching and gathering to create interesting textures and 3D appliqué to create bold, exciting fabrics from scratch. Make samples or work towards a finished textile.

RUTH SINGER textile artist, author, tutor

March 16–19 Long Weekend £329
Suitable for all LW6807



Jeremy and Carla Bonner

Sashiko – the art of Japanese quilting

Learn the beautiful Japanese hand quilting technique of Sashiko – traditionally white stitching on indigo coloured fabric. You are shown traditional examples and then contemporary ways of using the technique before working on a choice of two panels, to then make into a cushion, bag or table centre.

JANICE GUNNER textile artist and quilter

March 30–April 2 Long Weekend £329
Suitable for all LW6840

Leatherwork

Decorative leather fashion accessories **NEW**

Discover techniques including hand-stitching, embossing, gilding, and use of colour and metal-fittings to create small leather goods including purses, wallets, jewellery and other accessories.

KATHERINE POGSON leather accessory designer-maker, author

November 25–28 Long Weekend £329
Suitable for all LW6853

Traditional English leatherwork – basic skills

Learn about leather, leather working hand tools and techniques while working on introductory projects in naturally tanned leather. Projects include making a braided wristband, a hand stitched belt and a small belt pouch or shoulder bag.

JEREMY AND CARLA BONNER designer-makers, Bonner Leather Studio

January 29–February 2 Four Days £476
Beginners 4D6854

Art Textiles

Sampled and remixed – adventurous drawing for textiles **NEW**

Explore adventurous and playful ways to gather and manipulate visual imagery and develop ideas for textiles, through drawing, painting, stencilling and collage. Initially working from observation, you will then sample and re-mix imagery, playing with colour, line, pattern and shape to exploit visual information and develop ideas which can then be translated using textile materials and processes. The emphasis will be on individual development and an evolving personal visual language.

MATTHEW HARRIS textile artist

October 2–7 Five Days £536
Advanced 5D6488



Sam Pickard

Paint and screenprint art textiles – exploring ideas **NEW**

Explore ideas in art textiles through painting and screen printing on fabric to develop a personal vocabulary working with cloth, mark and colour. Examples of various surface treatments are shown and explained, including open-screen work, photo stencil and heat transfer; allowing you to develop an individual approach.

CAROLE WALLER fine art textile artist

October 10–14 Four Days £444
Intermediate 4D6502

Art textiles in mixed media and free stitch

Combine a range of exciting mixed media techniques to make textile-based images in a contemporary style. Experiment with collage, mixed media painting, experimental appliqué, print, free-style machine and hand stitching to build up dynamic surfaces for art textiles.

ROSALIND DAVIS RCA graduate, artist-curator

October 25–28 Three Days £352
Suitable for all 3D6532

Silk painting – expressive colour and wax resist

Work with pure colours and steam fixed dyes, to gain confidence in colour mixing and in freely using wet-on-wet and dry-on-wet techniques. Wax is the most expressive resist used in silk painting and you will paint, stamp, flick or sprinkle onto the silk to fully exploit its expressive possibilities.

MANDY SOUTHAN textile artist, bead maker, author

October 28–31 Long Weekend £347
Intermediate/Advanced LW6542

Paper sculptures – story book garments

Make paper sculptures based on small garments using recycled paper. Create surfaces by waxing, trapping, layering and embedding into plastics, papers and fabrics, then embellish using hand and machine stitching techniques.

JENNIFER COLLIER stitched paper sculptures

November 4–7 Long Weekend £329
Suitable for all LW6560

Hand sewn narrative textiles

Create unique fabric pictures by combining ideas, materials and techniques intuitively. Work directly with fabrics and found objects to piece together your composition using simple hand-sewing and shape cutting methods.

JANET BOLTON textile artist

November 10–13 Long Weekend £329
Suitable for all LW6571

Telling tales through textiles – making and meaning **NEW**

Working from your own personal collections, explore ideas related to the process of collecting and recording through drawing and experimentation; layering, erasing, concealing and revealing. Investigate ways of marking cloth and paper through simple print methods together with stitch and manipulation. Use this ideas led course to test new directions and the layering of concept, media and process.

CAROLINE BARTLETT textile artist and educator

November 13–18 Five Days £554
Intermediate/Advanced 5D6577



Caroline Bartlett

Felt making – shapes and sequences

Through making handmade felt explore shape through scale, tone and repeat, to create borders, over all pattern or multiples for art works, fashion or the interior. Various methods of layering fibre and resist techniques will be demonstrated to discover interesting compositions or structures as you develop individual samples and ideas.

JEANETTE APPLETON textile artist and tutor

November 20–25 Five Days £526
Intermediate/Advanced 5D6594

An introduction to Photoshop for textile design NEW

Aimed at designers and artists with an interest in textiles and printing, who wish to learn new digital skills or improve existing skills. You will be encouraged to follow your own creative path, as you learn to scan your artwork, create colour separations, design repeat patterns and prepare files for digital printing using Adobe Photoshop.

SAM PICKARD printed textile designer/maker

PETER BISHOP graphic designer, Adobe certified instructor

November 24–27 Long Weekend £349
Beginners/Intermediate LW6599

Approaches to stitch-based creative practice

Discover different approaches to hand stitching as you consider the importance of technique, effect and exploration. Start by making sample sheets and then through individual tutorials develop new directions and confidence in your work as you find a personal approach.

JAMES HUNTING professional embroiderer and educator

November 25–28 Long Weekend £345
Intermediate/Advanced LW6603

Metallic media for textiles NEW

Explore a wide range of metallic media including real metal leaf, metallic powders and metallic transfer foil for a variety of textile, paper and plastic surfaces. Experiment with layering and distressing to produce dramatic starting points for further embellishment.

JO MABBUTT furniture painter, metallic decoration

November 28–30 Two Days £225
Beginners/Intermediate 2D6610

Personal journals – sourcing inspiration for textiles

Discover ways of creating and exploiting your journals and sketchbooks as a starting point for mixed media, textile-based projects or three-dimensional designs. Using unconventional drawing techniques, collage and photography, capture and develop ideas from your immediate environment.

CAS HOLMES paper and textile artist, tutor, author

December 11–14 Three Days £336
Suitable for all 3D6646

Silk painting inspired by natural pattern

Focus on colour and pattern to create textiles inspired by the beautiful designs found in nature. Working with steam-fixed dyes on various silks, use a range of techniques to interpret your ideas. Choose to paint silk scarves or pieces for your personal textile projects.

MANDY SOUTHAN textile artist, bead maker, author

December 16–18 Weekend £242
Suitable for all WE6651

Machine embroidered textiles – architectural textures

Create stitched pictures inspired by architecture. Develop designs as you piece, patch and layer fabrics and then work into them using a combination of machine embroidery, hot air tools and textured paint effects.

WENDY DOLAN experienced textile artist, tutor, lecturer

January 3–6 Three Days £335
Suitable for all 3D6655



Tales in papier-mâché, knitting and stitch

Stories, lists and poems all conjure up images with narrative. Explore ways of working with readily accessible materials to make creatures and their surroundings that illustrate a tale. Use papier-mâché, fabric, wool, broken toys and found objects to develop quirky characters with a tale to tell.

JULIE ARKELL maker: papier-mâché/textiles

January 15–20 Five Days £529
Suitable for all 5D6680

Screenprinted textiles with stitch and appliqué

Merge print, stitch and appliqué by layering colour and texture as you develop skills in basic stencil screen-printing on fabric, combined with traditional needlework techniques. Experiment with scale, line, form and composition, working from imagery of your choice, to make unique panels or functional textiles.

MAXINE SUTTON RCA trained, textile maker

January 16–19 Three Days £354
Beginners/Intermediate 3D6682

Couture inspired nuno felt accessories NEW

Explore the rich textural qualities of the nuno felt technique and learn how to add structure and shape to fine felted fabric using couture pattern cutting. Explore volume and texture using three-dimensional methods of pleating, resisting and manipulating the felted surface through sampling to create unique accessories.

LIZ CLAY designer-maker, couture felt

January 20–23 Long Weekend £339
Intermediate LW6694



Mandy Southan

Exploring pattern in textiles

Delve into pattern in textiles, drawing on Sarah's rich experience designing printed textiles. You will consider types of pattern, what pattern does and the part colour plays, as you work on paper with the aim of making structured marks and gain an understanding of how to construct a repeating pattern.

SARAH CAMPBELL a lifetime in pattern

January 23–26 Three Days £329
Intermediate 3D6701

Conjuring colour and texture – fabric dyeing

Dye patterned and textured fabrics working with procion MX dyes. Using dye-baths in trays and small containers, you will dye and over-dye fabrics applying various resist techniques to conjure a palette of beautiful coloured cloth to stitch, quilt or piece.

CHRISTINE CHESTER textile artist

January 29–31 Two Days £231
Beginners/Intermediate 2D6703

Silk scarves – developing pattern

We all love pattern, whether mathematically ordered or liberated and unstructured. Learn how to plan scarf designs, to source and develop patterns, and to transfer working designs to silk scarves and fabric. Wax, paste resist and some shibori techniques such as folding, clamping, tying and direct application of dyes can be explored.

ISABELLA WHITWORTH textile artist and dyer

February 5–8 Three Days £349
Beginners/Intermediate 3D6718

Hand sewn images – developing your own voice

A chance for textile artists to concentrate on following and developing personal inspirations and to gain confidence to trust in the value of their own ideas. Janet will illustrate how diverse ideas can be linked to create a unique and personal piece of work. Throughout the course, the freedom of stitching by hand and directly with the materials available will be explored.

JANET BOLTON textile artist

February 6–9 Three Days £329
Intermediate/Advanced 3D6723

Place-marks and images in experimental textiles NEW

Focus on colour, line, texture and mark-making with fabric, paper and stitch. A playful 'what if?' and experimental approach to gaining inspiration for textile and mixed media work will be developed, enlisting found objects for inspiration. An exploration of print and mark as part of the design process will help you develop an individual expression.

CAS HOLMES paper and textile artist, tutor, author

February 17–20 Long Weekend £336
Suitable for all LW6748

Drawing and images in felt making

Explore the process of translating images with a drawn quality into handmade felt. Simple observational drawing exercises will help you to achieve detail in your composition ideas. You then make a series of felt samples exploring colour blending, line, texture and use of pre-felts, working towards a final felt artwork.

HEATHER BELCHER textile artist, felt maker

February 17–20 Long Weekend £329
Suitable for all LW6749

Experimental papermaking – material journeys

Please see page 10 for further information.

JANE PONSFORD artist and papermaker

February 20–24 Four Days £438
Intermediate/Advanced 4D6753

Rust marks – printing and dyeing for art textiles NEW

An exploration of the potential for printing and dyeing with found rusty objects, producing a series of unique prints and marks on paper and fabric. Develop a collection of samples and small works by responding to your printed rust marks with hand stitch, collage and simple book making techniques.

ALICE FOX textile artist, author

March 7–10 Three Days £329
Beginners/Intermediate 3D6787

“A brilliant course - I learnt a lot and will return.”

Mary Stringer, Shibori dyeing for textiles

Creative use of Photoshop for makers and artists

Please see page 36 for further information.

ALISON MILNER RCA trained, designer-maker

March 13–16 Three Days £369
Beginners/Intermediate 3D6802

Experimental batik on paper

Inspired by contemporary examples, create art works and designs in resists of hot wax, dyes and bleach. As you experiment, you will make spontaneous images in batik and collage on various papers.

HETTY VAN BOEKHOUT batik artist, Academie trained Antwerp

March 17–19 Weekend £233
Beginners/Intermediate WE6810

Constructed and Woven Textiles

Feltmaking: the basics

An introduction to the hugely versatile process of handmade wool felt. Learn the basics of mixing colours with loose wool fibres, creating marks, making felt balls and complete a small seamless purse. Be inspired by a wide range of the tutor's samples and explore this magical process.

HEATHER BELCHER textile artist, felt maker

October 7–9 Weekend £225
Beginners WE6492

Basketry – bindings, lashings, attachments and edges NEW

Please see page 9 for further information.

MARY BUTCHER contemporary basketmaker, curator, author, teacher

October 16–19 Three Days £341
Suitable for all 3D6512

Tapestry weaving and dyeing techniques

Learn the essentials of tapestry weaving, from setting up a simple frame loom to weaving and finishing. Explore how to use colour, blend and shade, and consider the technical aspects of warp setting, weft, cartoon production and factors which affect the woven surface. You will spend some time in the dye-lab to extend your knowledge of creating a colour palette.

PHILIP SANDERSON master weaver, designer, tutor

October 17–21 Four Days £456
Beginners 4D6518



Lucinda Guy

The circle in woven tapestry NEW

For tapestry weavers who would like to develop their skills and widen their experience in weaving circles. Colour field, stripes, even diagonals are relatively simple to master; the circle on the other hand is a different kind of challenge. You will look at the curve, the simple circle, the circle within a circle and the distorted circle.

PAT TAYLOR tapestry weaver

October 30–November 3 Four Days £456
Intermediate 4D6544

Braid weaving using an inkle loom

Learn how to use an inkle loom to create narrow braids and deep fringes. Either create a range of samples using a variety of methods including picots, gimp and pick-up techniques or work on a specific project. Those with inkle weaving experience can explore making passementerie.

JULIE KLINE hand weaver, passementerie maker

November 15–18 Three Days £344
Beginners 3D6584

Textile basketry – exploring twined pod forms

Please see page 9 for further information.

MARY CRABB contemporary textile basketmaker

November 18–20 Weekend £235
Beginners/Intermediate WE6591

Northern knits – folk knitting techniques for garments

Learn some of the stunningly colourful and original techniques used in Northern folk hand knits, using authentic Nordic knitting wool. Explore black and white Norwegian Lusekofte, the traditional Fair Isle sweater and the classic yoked Icelandic Lopi, the uniquely northern technique of steeking (cutting your knitting to create openings) and the basics of the unique Swedish knitting technique tvåändssticket (twined knitting).

LUCINDA GUY knitwear designer-maker, author

November 21–24 Three Days £329
Intermediate 3D6595

Tapestry weaving – the art of translation

Examine the process of translating an art work into woven tapestry and the criteria for selecting or designing an image, as you consider scale, technical aspects and blending and shading techniques.

PHILIP SANDERSON master weaver, designer, tutor

December 2–4 Weekend £229
Intermediate/Advanced WE6618



Bobbin lacemaking

Try out lacemaking without buying any equipment if you are a beginner, or work on your chosen patterns – including Bucks Point, Torchon or Bedfordshire lace – to develop your lacemaking skills.

JAN TREGIDGO bobbin lace maker, author and qualified teacher

January 6–8 Weekend £225
Suitable for all WE6659

Passementerie – drop tassels and cords

Drop-tassels (without skirts) are used as curtain tie-backs and key fobs in historical interiors. Employing traditional methods, make one, or more, tassels in richly coloured cotton, learning to roll conical or domed wooden moulds with gimp, cover and decorate it.

ANNA CRUTCHLEY Passementerie designer-maker

February 3–5 Weekend £225
Beginners/Intermediate WE6713

Swedish crochet Nålbinding and Smygmask Virkning

Learn two ancient Scandinavian crochet techniques: the Swedish crochet Nålbinding technique, used traditionally to make mittens and socks; and Smygmask Virkning, a slip stitch crochet technique used to give colourful and decorative edging.

LUCINDA GUY knitwear designer-maker, author

February 12–14 Two Days £225
Intermediate 2D6735

Swedish Nålbinding for woollen textiles NEW

Get to grips with the basics of Nålbinding, an ancient Scandinavian technique which uses a single needle to create woollen textiles using authentic Nordic wool yarns.

LUCINDA GUY knitwear designer-maker, author

February 14–16 Two Days £235
Beginners 2D6740

Tapestry weaving for beginners

Learn woven tapestry techniques for shaping, shading and weaving diagonals while you gain experience and understanding of this medium to make a sample panel.

CARON PENNEY artist, artisan, tapestry weaver

February 17–19 Weekend £229
Beginners WE6746

Flexible basketry structures – looping, netting and knotting NEW

Please see page 9 for further information.

TIM JOHNSON artist and basketmaker

February 24–26 Weekend £236
Suitable for all WE6759

Textile techniques in metal for jewellery

Please see page 22 for further information.

TERI HOWES jewellery designer maker

March 10–12 Weekend £243
Beginners/Intermediate WE6794



Modular hand knitting – building shapes for wearable and throws

If you have acquired basic hand knitting skills and would like to gain confidence to explore and experiment to design your own pieces, this course will show you the way. Through knitting creatively and learning new stitches and methods, you will discover how to play with stitches and shaping to alter the resulting knitted fabric.

ALISON ELLEN knitter, designer, teacher, author

March 12–15 Three Days £329
Intermediate 3D6799

Creating tapestry – further weaving techniques

Take your knowledge of tapestry weaving a step further as you learn to interpret an image in an individual way. Explore making shapes, blending and hatching as one technique, dovetailing an edge, creating lines and cartoon making.

CARON PENNEY artist, artisan, tapestry weaver

March 20–23 Three Days £337
Intermediate 3D6820

Kumihimo – Japanese braiding

Develop skills in Japanese Kumihimo braiding and learn techniques to combine it with beads. Cover the basics of equipment, warp threads, braiding sequences and pattern design, then move on to consider bead types, design ideas and finishing. You'll produce a range of samples and a finished item.

JACQUI CAREY maker, author and researcher of braids

March 24–27 Long Weekend £344
Suitable for all LW6826



Alison Ellen



Philip Sanderson

Developing skills and creative language in Tapestry Weaving (2 year, part-time course)

Year 1: £1050 (fees cover all three units)
Unit 1: SETTINGS, WEAVING TECHNIQUE AND TRANSLATION
November 6–9, 2016 Three Days Intermediate 3D6850

Unit 2: CARTOONS, SCALE AND THE WEAVER'S PALETTE
January 29–February 1 Three Days Intermediate 3D6851

Unit 3: FINISHING PROCESSES/PLANNING A PERSONAL PROJECT
April 23–26 Three Days Intermediate 3D6852

Year 2: Course dates and fees for Units 4, 5 and 6 will be announced in November 2016

This two year programme made up of six, three day courses, aims to offer tapestry weavers a deeper insight into the technical and creative techniques of tapestry weaving, so that you can begin to develop your skills and creative language.

It is aimed at anyone who has completed a beginners' course at West Dean College or elsewhere, and is looking for extended study.

Tutor Philip Sanderson has designed tapestries for numerous clients, notably for the New Parliamentary Buildings in Westminster. In 2014 his tapestry 'Nowhere' was shortlisted for the John Ruskin Prize. As Master Weaver at the West Dean studio, he has worked on a wide range of tapestry commissions, many in collaboration with leading contemporary arts practitioners, and also on the recreation of the Hunt of the Unicorn Tapestries for Stirling Castle. He is also a tutor on the full-time Visual Arts programmes.

You will study in the unique environment of West Dean Tapestry Studio, one of the UK's only professional tapestry studios.

Course overview

Between each course you will be asked to develop your own line of research in response. This includes the production of small woven sample pieces as a way of developing and experimenting with images, brought to the start of the following course for discussion and dissemination.

By the end of the first year you will have a greater understanding of tapestry weaving and a larger knowledge base that will provide you with the ability to confidently move through all stages of the production process at both technical and aesthetic level.

The second year of study will explore additional techniques, dyeing, experimental ways of working and, where relevant, developing strategies for the production of larger tapestries.

Exhibition

An exhibition of students' tapestries, supporting material, sketches and samples is planned within the college on completion of the programme.

Find out more at www.westdean.org.uk

To apply please download an application form or email bookingsoffice@westdean.org.uk

PHILIP SANDERSON, master weaver designer, West Dean Tapestry Studio and Associate Tutor West Dean Visual Arts programme

WOODWORKING AND FURNITURE MAKING

Furniture	52
Wood, Carving and Turning	52 - 54
Picture Framing, Gilding and Decorative Finishes	54
Musical Instrument Making	55

Our expert tutors offer a diverse range of traditional woodworking skills. In a supportive workshop environment you can learn traditional furniture and cabinet making, woodworking, upholstery, gilding, marquetry, picture framing, woodcarving, and woodturning to name just a few.



Dave Regester

Furniture

Fine furniture techniques – a steam bent and inlaid tray

Learn key furniture making techniques, including steam bending, moulding, grooving, veneering and marquetry, as you make a stylish oval serving tray with steam-bent sides and a base inlaid with simple marquetry.

TOBY WINTERINGHAM contemporary furniture designer, marquetry specialist

October 21–23 Weekend £265
Suitable for all WE6522

Advanced furniture making – individual projects

If you have a sound understanding of furniture construction and good practical skills, extend your practice by working on a piece of furniture of your own design. Plans for a suitable project are drawn with the tutor in advance, to maximise making time during the course. Ideally suited to those who have attended several furniture making courses at West Dean College.

BERNARD ALLEN furniture designer-craftsman, teacher

November 27–December 2 Five Days £624 Advanced 5D6607



Toby Winteringham

Make simple furniture – for complete beginners

Learn basic woodworking techniques as you make a small bench. Timber is supplied and all essential tools, hand planes and chisels will be provided.

TOM KEALY furniture designer, maker, tutor

December 2–5 Long Weekend £344
Beginners LW6621

Basic woodworking skills – step-up stool project

Guided by the tutor, learn the techniques and skills needed for each stage of the project. You will gain confidence in using workshop tools and equipment as you measure, cut out, assemble and finish a practical and attractive stool.

MARK CASS cabinet maker, Editor The Woodworker magazine

January 13–15 Weekend £285
Beginners WE6675

Country chairmaking – a Welsh 'stick' style NEW

Construct an elegant but sturdy chair, based on a Welsh 'stick' style, whatever your level of woodworking experience. Work with traditionally used hardwoods, learn to shape the legs, back sticks and arm supports using rotary planes, and shape the seat with travishers and spokeshaves to complete your chair.

PHIL SHIPLEY country chair maker, teacher

February 26–March 3 Five Days £551
Suitable for all 5D6767

Furniture making for beginners – a dovetailed box

Suitable for anyone who would like to extend their woodworking experience to include dovetailing. Learn how to make a dovetailed box, through demonstrations and practical work, using basic woodworking tools. You will be taken step-by-step through all the relevant techniques, such as the use of cutting gauges, chisels and the basic use of a router.

TOM KEALY furniture designer, maker, tutor

March 15–19 Four Days £446
Beginners/Intermediate 4D6804

Wood, Carving and Turning

Make an English long-bow

Laminate the stave from timber, cut and shape the bow, attach the string and make a handle to finish your long-bow before shooting a volley of arrows on the West Dean lawn at the end of the course.

GAVIN POND specialist craft teacher

October 14–16 Weekend £300
Suitable for all WE6507



Starting out in woodturning

Discover spindle and bowl turning techniques as you make a bowl, a goblet shape and lidded box. Learn essential tips such as the properties of wood, sharpening tools, chucks and chucking methods.

COLIN SIMPSON registered professional woodturner

October 27–30 Long Weekend £360
Beginners LW6534

Woodcarving – a creative exploration

Explore carving with hand tools creatively, as you are encouraged to expand and challenge your ideas of carving and find a new direction of your own. Discussion and demonstration on different carving techniques, traditions from around the world and the tools they use are considered as you develop a personal project.

MALCOLM MARTIN sculptor in wood

December 2–5 Long Weekend £339
Suitable for all LW6620

Woodturning – bowls with texture

Develop bowl turning skills as you explore the versatility of the bowl gouge. Emphasis is on learning good technique and bowl design, with methods for texturing, colouring and finishing.

COLIN SIMPSON registered professional woodturner

December 9–11 Weekend £251
Beginners/Intermediate WE6639

Wildlife woodcarving in relief NEW

Explore the craft of woodcarving and its potential to depict the beauty and vibrancy of the natural world. Discover how to realise a design of your own choice, carved in relief as a decorative panel and learn about the safe use of woodcarving hand tools.

ALEX JONES fine woodcarver, sculptor

January 19–22 Long Weekend £331
Beginners/Intermediate LW6686

Introducing woodturning – bowls, spindles and boxes

Work at your own lathe and become familiar with its use and accessories. Study the bowl-making process through demonstrations and practice, using the various tools in sequence to produce a small bowl in seasoned ash or sycamore.

DAVE REGESTER professional woodturner

February 2–5 Long Weekend £363
Beginners LW6710

Simple automata

Please see page 42 for further information.

ROBERT RACE automata maker

February 5–10 Five Days £569
Suitable for all 5D6722

Greenwood spoon carving with traditional tools

Make a wooden spoon from the branch of a tree using traditional woodcarving tools. Each step of the process is demonstrated from the selection and cleaving of greenwood, using a hand axe, chip knives, gouges and cabinet scrapers to final finishing.

NIC WEBB artist-maker: wood and clay

February 10–12 Weekend £250
Suitable for all WE6728

Woodcarving for beginners

After learning about timber and the use of hand tools, practise carving exercises to develop your hand skills before you embark on a relief-carving project based on natural forms.

TED VINCENT RCA trained, woodcarver

March 3–5 Weekend £235
Beginners WE6775



Phil Shipley



Letter carving in wood

Please see page 11 for further information.

GARY BREEZE lettering sculptor and carver

March 17–20 Long Weekend £339
Suitable for all LW6811

Log to bowl – greenwood turning

Learn the techniques for woodturning unseasoned green timber. Start by making a turning blank from a log, then learn how to make the most of the grain or figuring in the wood and how to deal with movement as it dries out. You are encouraged to take an open minded approach to this style of woodturning as you make bowls and vessels.

MARK HANCOCK designer-maker, woodturner

March 19–23 Four Days £446
Suitable for all 4D6832

Sussex trug making

Using traditional hand tools, cleave, shave and steam-bend sweet chestnut to make the handle and rim for your trug, then complete it with white willow boards and feet.

DOMINIC PARRETTE basketmaker and coppice craftsman

March 24–26 Weekend £255
Beginners/Intermediate WE6823

Picture Framing, Gilding and Decorative Finishes

An introduction to picture framing

Learn basic skills to mount and frame works of art to a high standard. Using quality materials and minimum equipment at each stage, you will leave with the knowledge to work independently.

JOHN HILL teacher, picture framer and framing consultant

November 14–17 Three Days £329
Beginners 3D6582

Japanning: Western lacquerwork for beginners NEW

Discover and explore the beauty of this esoteric decorative-art. Historic and innovative alternative methods and materials will be used to japan a pencil box, applying your chosen design in pure gold leaf.

JUDY WETHERALL award-winning decorative art conservator

November 18–20 Weekend £291
Beginners/Intermediate WE6590

Decorative furniture painting techniques NEW

Learn the proper way to use unique, eco-friendly chalk paints. Master a range of decorative techniques suitable for different furniture styles, including popular French and Scandinavian styles. Build up a series of samples before applying skills to small pieces of furniture.

JO MABBUTT furniture painter, metallic decoration

February 3–5 Weekend £225
Beginners/Intermediate WE6714

Picture framing

Experience and practise all aspects of the picture framer's craft. Using basic equipment, you will learn techniques for creative mount cutting, mitre cutting, joining mouldings, choosing colour, proportion and glass cutting.

JOHN HILL teacher, picture framer and framing consultant

March 19–23 Four Days £426
Suitable for all 4D6817

Beaten gold – the art of loose-leaf oil and water gilding

Learn traditional techniques of water and oil gilding for new surfaces. Water gilding, suitable for wooden objects, is practised as you gild a small mirror or frame by applying layers of gesso and coloured bole, before laying the gold leaf, burnishing and pattern tooling. Oil gilding, suitable for both interior and exterior uses, is also introduced and practised as you learn how to prepare small objects in a wide range of base materials to gild, again with traditional beaten gold leaf.

JUDY WETHERALL award-winning decorative art conservator

March 24–28 Four Days £506
Beginners/Intermediate 4D6828



Musical Instrument Making

Musical instrument making – starting or continuing projects

An exciting opportunity to either start making a new instrument in preparation to join our nine day course or to continue one you have already begun. If you are starting a new instrument or are new to these courses, please contact us before booking. Instruments should be selected according to your woodworking experience and interests. The tutor will contact you to discuss your choice and the materials required.

November 8–13 Five Days £556

Renaissance and baroque viols – starting or finishing

RENATE FINK violin maker and restorer

Suitable for all 5D6566

Violins, violas or cellos – starting or finishing instruments

GEOFF BOWERS violin maker and restorer

Intermediate/Advanced 5D6567

Traditional stringed and keyboard instruments – starting or finishing

ANDY BUTTERWORTH musical instrument maker and restorer

Suitable for all 5D6568

Guitars – starting or finishing instruments

PETER BARTON luthier

Suitable for all 5D6569

Musical instrument making

On our annual nine day course you will work in small groups, with an experienced maker as your tutor, selecting an instrument from the range offered according to your interests and previous woodworking experience. Instrument options include some which are suitable for complete beginners. Instruction is given in the principles of making, assembling and finishing the instrument, allowing you to start a new project or complete one already in progress. The tutor will contact you prior to the course to discuss your choice and the materials required. Please note many instruments take more than nine days to complete.

April 10–19 Nine Days £992
(including all dinners)

Musical instrument making – classical or steel strung acoustic guitars

PETER BARTON luthier

Suitable for all MI6857

Musical instrument making – traditional stringed and keyboard instruments

GEOFF BOWERS violin maker and restorer
ANDY BUTTERWORTH musical instrument maker and restorer

Suitable for all MI6858

Musical instrument making – Renaissance or Baroque viols

RENATE FINK violin maker and restorer

Suitable for all MI6859

Musical instrument making – violins, violas and cellos

CORNELIA SCHRIJVER violin and bow, maker and restorer

Intermediate/Advanced MI6860

BVMA – Violin and Bow Restoration

West Dean hosts The British Violin Makers Association professional development course for violin and bow restorers for the 6th time in 2017. This course offers professionals an opportunity to extend their knowledge of new restoration techniques and network with international makers.

For more information and an application form please contact the Bookings Office at West Dean.

March 31–April 9 Nine Days £992
(including all dinners)

Intermediate/Advanced
Violin and Bow Restoration
(instruments) VM6848

Violin and Bow Restoration (bows) VM6849

“A fantastic course in which I learnt many new and inspiring things. An excellent first course here- I will be back to further my skills.”

Graham King, Woodturning – introduction to bowl turning



WRITING

Release your imagination and discover how to hone your ideas for books, magazines or short stories. Share thoughts and gather inspiration with other writers, and learn from tutors who are published authors.

Taboo – writing and sense of place NEW

Learn how to introduce a complex emotional world into the stories you write. Through discussion, writing exercises and critical reading you will explore how taboo and setting can enable risk taking in writing the stories that mean something to you.

MARIAN GARVEY short story writer

October 28–30 Weekend £225
Suitable for all WE6537

Writing fiction – developing character and perspective NEW

Great characters are at the heart of great fiction, the most compelling stories contain unforgettable characters we are curious about and believe in. Through guided discussion, exercises around point of view and hands-on writing this course will help you to transform your existing characters and encourage you to unearth a few new ones along the way.

ISABEL ASHDOWN novelist, writing tutor

November 25–27 Weekend £225
Suitable for all WE6602

Writing fiction – how to create an engaging plot NEW

What makes a reader want to read on? What keeps them turning the pages? The plot. You will examine the building blocks that go towards writing an absorbing and fulfilling plot.

LESLEY THOMSON best selling writer
ELLY GRIFFITHS award-winning writer

January 13–15 Weekend £225
Suitable for all WE6672

Freelance writing

Have you ever read a newspaper, magazine or online article and wondered if you could write like that? If so, this inspiring course is for you. Covering the basics of how to pitch and write articles for newspapers, magazines and websites, learn how to hone ideas, judge whether a piece is 'right' for an outlet, and techniques for writing for the current newspaper, magazine and online market.

JOANNA MOORHEAD freelance journalist, writer

March 3–5 Weekend £225
Beginners WE6771

Self-publishing – finding your way NEW

The world of publishing has developed exponentially presenting new opportunities for writers. Harness your creativity and take practical steps towards the most satisfying way to publish your book.

JILL MARSHALL novelist, lecturer, publisher

March 31–April 2 Weekend £225
Suitable for all WE6855



Lesley Thompson

CONTINUING PROFESSIONAL DEVELOPMENT (CPD) IN CONSERVATION

Building Conservation Masterclasses (BCMs), provide training in technical and practical skills in the repair and maintenance of historic structures. These intensive short courses are the result of an ongoing collaboration with Historic England (formerly English Heritage). All courses are recognised by Historic England and adhere to its guidelines and standards aimed at improving practice. A Professional Development Diploma can be achieved through the successful completion of 10 BCMs and the submission of a 3,000-word portfolio. Relevant to conservators, conservation officers, architects, surveyors, specifiers and specialist contractors, the courses are delivered by leading practitioners.

Object and Materials Conservation courses (OMCs) are designed for professional conservators keen to refresh their skills and knowledge of developments in materials and techniques. Collaboration with relevant organisations and specialists has resulted in an outstanding range of expertise on each course. Some courses are workshop-based while others are conference-style events.

British Library courses: We have collaborated with the British Library to deliver courses in preservation and collection care for libraries. Courses focus on Continuing Professional Development and are aimed at professionals, conservation students and others interested in furthering their skills in this area.

We can also create bespoke conservation courses, so whether you are a contractor who wants some training for your employees or an organisation wanting to learn the basics, we can help.

For further information contact cpd@westdean.org.uk, 01243 818219 or visit www.westdean.org.uk



DEGREES AND DIPLOMAS

affiliated with
US
University of Sussex

You can study up to Masters level on our specialist Conservation and Creative Arts programmes; accredited by the University of Sussex:

- Conservation of Clocks, Furniture, Books, Ceramics or Metalwork, from diploma to MA Conservation Studies
- Foundation Degree (FdA) in Historic Craft Practices specialising in Clocks, Furniture, Metals* or Musical Instruments
- Visual Arts, with specialisms in Painting and Drawing, Sculpture, or Tapestry and Textile Art, from diploma to MA and MFA
- MA Creative Writing and Publishing p/t
- MA Collections Care and Conservation Management* p/t (New)

Students are equipped with advanced levels of practical skills and enjoy a low student-to-staff ratio.

The college's flexible interdisciplinary approach underpins all programmes of study and stimulates open exchange of ideas and information. Many graduates go on to become leading practitioners in their field.

Resources include large studios, dedicated workshops, open from 7am to 10pm seven days a week, a specialist Art and Conservation Library and Analytical Laboratory.

In a 2015 student survey 92% chose West Dean College to progress their career path and improve employment prospects.

Funding opportunities available for full time study.

*subject to validation

Find out more +44 (0)1243 818291,
admissions@westdean.org.uk
prospectus online www.westdean.org.uk.

CHRONOLOGICAL LIST OF COURSES AND EVENTS

Dates when courses run over the weekend are in bold. Maroon page numbers relate to back pages.

		Level of experience needed for each course	
		BEG: Beginners	INT: Intermediate
		ADV: Advanced	ALL: Suitable for all
OCT 1-2	Apple Affair		ALL 21
OCT 2-7	Drawing Week	2	ALL 27
OCT 2-7	Drawing – mark-making	ALL 12	
OCT 2-7	Drawing with wire	ALL 12	BEG/INT 16
OCT 2-7	Experimental drawing with monoprint	ALL 40	INT/ADV 37
OCT 2-7	Drawing for textiles	ADV 45	INT/ADV 46
OCT 2-7	Exploring drawing with five tutors	INT/ADV 12	BEG 4
OCT 6-9	Writing with a needle	INT/ADV 44	ALL 5
OCT 7-9	Oil painting for beginners	BEG 31	BEG 5
OCT 7-9	The joy of charcoal	BEG/INT 12	BEG 54
OCT 7-9	Feltmaking: the basics	BEG 49	BEG 5
OCT 7-9	Stained glass	BEG 18	BEG 49
OCT 7-9	Hand engraving on metal	ALL 24	INT/ADV 13
OCT 7-9	Pottery – throwing and turning	BEG 37	BEG 40
OCT 7-9	Make garden vessels in metal	ALL 23	ALL 32
OCT 8	Monoprint – a taster day	BEG 5	BEG/INT 54
OCT 8	Table top photography	INT 35	BEG/INT 9
OCT 9-12	Exploring porcelain	INT/ADV 37	BEG 21
OCT 9-14	Painting and gilding a trecento angel	ALL 29	ALL 13
OCT 9-14	Developing a sketchbook	ALL 12	INT/ADV 47
OCT 10-14	Paint and screenprint art textiles	INT 46	INT 49
OCT 14-16	Portrait painting in oils	INT/ADV 31	INT 10
OCT 14-16	Sumi-e Japanese ink painting	INT/ADV 32	INT/ADV 20
OCT 14-16	Woodcut printmaking	ALL 40	ALL 33
OCT 14-16	Understanding your DSLR camera	BEG 35	BEG/INT 47
OCT 14-16	Long-bow making	ALL 52	INT/ADV 21
OCT 14-16	General silversmithing	ALL 24	BEG 13
OCT 14-16	Bead threading	ALL 21	ALL 56
OCT 14-16	Dichroic glass jewellery	ALL 18	INT/ADV 47
OCT 15	Growing fruit and vegetables – autumn	ALL 15	ALL 45
OCT 16-19	Basketry – bindings and edges	ALL 9	BEG 3
OCT 16-20	Chinese painting – winter	ALL 32	BEG 3
OCT 16-21	Letterpress printing	ALL 40	INT 29
OCT 16-21	Papier-mâché – boxes, figures, masks	ALL 43	ADV 52
OCT 16-21	Painting landscapes in oils	ALL 31	ALL 24
OCT 16-21	Singing for performers	INT/ADV 25	ALL 13
OCT 17-21	Tapestry weaving and dyeing	BEG 49	BEG/INT 47
OCT 20-23	Momentum in drawing	ALL 12	INT 44
OCT 21-23	Wood engraving	ALL 40	ALL 37
OCT 21-23	Photography – autumn colour	INT/ADV 35	ALL 3
OCT 21-23	Fine furniture – an inlaid tray	ALL 52	BEG 3
OCT 21-23	Sewing projects for the home	INT 44	ALL 27
OCT 21-23	Mosaics	BEG/INT 19	ALL 29
OCT 21-23	Jewellery – recycling silver and gold	BEG/INT 21	BEG/INT 35
OCT 21-24	Painting still life in oils	BEG 31	INT/ADV 49
OCT 21-24	Exploring Japanese pottery	BEG/INT 37	ALL 38
OCT 23-26	Collaborative practice	ADV 7	ALL 53
OCT 24	Mosaics taster	BEG 3	BEG 52
OCT 24	Finding your creative voice	ALL 7	ALL 5
OCT 24-27	Mixed media images	BEG/INT 28	BEG 3
OCT 24-27	Ceramics – hand built forms	ALL 37	BEG/INT 31
OCT 24-28	Creative skills inspired by The Edward James Archive	ADV 7	INT/ADV 33
OCT 25-28	Art textiles: mixed media and free stitch	ALL 46	BEG 3
OCT 27	Day silversmithing workshop	ALL 24	ALL 11
OCT 27-30	Woodturning	BEG 53	ALL 5
OCT 27-30	Patchwork and quilting	ALL 44	ALL 21
OCT 28-30	Drawing winter trees	ALL 12	BEG 5
OCT 28-30	Writing – taboo and sense of place	ALL 56	ALL 24
OCT 28-30	Pastel portraits	ALL 29	INT/ADV 30
OCT 28-30	Photography – portrait lighting techniques	INT/ADV 35	BEG/INT 44
OCT 28-30	Kiln-formed glass	BEG 18	ALL 40
OCT 28-30	Jewellery in wood with inlay	ALL 21	BEG 5
OCT 28-31	Silk painting	INT/ADV 46	ALL 4
OCT 29	Blacksmithing	BEG 4	BEG 31
OCT 30	Blacksmithing	BEG 4	BEG/INT 53
OCT 30-NOV 2	Making automata	ALL 42	INT 35
OCT 30-NOV 3	The circle in woven tapestry	INT 49	BEG/INT 18
OCT 30-NOV 4	Fusing photography with oil paint	INT 28	ALL 4
OCT 31-NOV 2	Glass – small scale printing	BEG/INT 18	BEG/INT 16
OCT 31	Botanical painting taster	BEG 4	ALL 4
NOV 1	Gilding for painters	ALL 28	BEG 33
NOV 1	Carve a rose in wood – a taster	BEG 5	ALL 47
NOV 2	Intuitive drawing	ALL 13	INT/ADV 41
NOV 2	Day jewellery workshop	ALL 21	ALL 38
NOV 3-6	Colourful stone carving	ALL 42	INT/ADV 13
NOV 3-6	Acrylic ink painting	ALL 32	ALL 41
NOV 3-6	Enamelling on silver	ALL 20	ALL 47
NOV 4	Lino printmaking – a taster day	BEG 5	BEG 23
NOV 4-6	Pastels for beginners	BEG 13	BEG/INT 16
NOV 4-6	Italic handwriting	ALL 11	ALL 47
NOV 4-6	Pottery – throwing and turning	BEG 37	BEG/INT 13
NOV 4-7	Printmaking – chine colle	ALL 40	INT/ADV 25
NOV 4-7	Paper sculptures	ALL 46	ALL 50
NOV 5	Floral table arrangements	BEG/INT 16	BEG/INT 44
NOV 6	Ukulele workshop	BEG/INT 25	BEG 38
NOV 6-9	Tapestry weaving (two year course) Unit 1	INT 51	ALL 43
NOV 6-11	Life painting	INT/ADV 29	INT/ADV 30
NOV 8-13	Musical instrument making – starting or continuing	55	INT/ADV 18
NOV 8-13	Making renaissance and baroque viols	ALL 55	ALL 21
NOV 8-13	Making violins, violas or cellos	INT/ADV 55	BEG 4
NOV 8-13	Making stringed and keyboard instruments	ALL 55	ALL 33
NOV 8-13	Making acoustic guitars	ALL 55	ALL 13
NOV 9-13	Creative blacksmithing projects	ALL 23	ALL 20
NOV 10-13	Narrative textiles	ALL 46	ALL 56
NOV 10-13	Photo-etching for jewellers		ALL 21
NOV 11-13	Botanical painting – pen and watercolour		ALL 27
NOV 12	Growing fruit		BEG/INT 16
NOV 13-17	Slipware – making and decorating		INT/ADV 37
NOV 13-18	Textiles – making and meaning		INT/ADV 46
NOV 14	Watercolour painting taster		BEG 4
NOV 14	Sculpting faces in clay – a taster day		ALL 5
NOV 14	Hand sewn angels in fabric – a taster day		BEG 5
NOV 14	Glass beadmaking – taster		BEG 3
NOV 14-17	Picture framing		BEG 54
NOV 15	Sew a fabric wreath and fruit		BEG 5
NOV 15-18	Braid weaving		BEG 49
NOV 16-20	Anatomical drawing		INT/ADV 13
NOV 18-20	Introduction to screenprinting		BEG 40
NOV 18-20	Watercolours – light and shade		ALL 32
NOV 18-20	Japanning: Western lacquerwork		BEG/INT 54
NOV 18-20	Textile basketry		BEG/INT 9
NOV 18-20	Jewellery making		BEG 21
NOV 20-24	Experimental mark-making		ALL 13
NOV 20-25	Felt making – shapes		INT/ADV 47
NOV 21-24	Folk knitting – garments		INT 49
NOV 21-24	Bookbinding repair techniques		INT 10
NOV 21-24	Enamelling – creative surfaces		INT/ADV 20
NOV 21-24	Painting with acrylics and mediums		ALL 33
NOV 24-27	Photoshop for textile design		BEG/INT 47
NOV 24-27	Gemstone jewellery – design and set		INT/ADV 21
NOV 25-27	Drawing for beginners		BEG 13
NOV 25-27	Writing – developing characters		ALL 56
NOV 25-28	Stitch-based creative practice		INT/ADV 47
NOV 25-28	Decorative leather fashion accessories		ALL 45
NOV 26	Festive willow decorations		BEG 3
NOV 27	Bookbinding – create a unique journal		BEG 3
NOV 27-DEC 2	The figure in landscape painting		INT 29
NOV 27-DEC 2	Advanced furniture making		ADV 52
NOV 27-DEC 2	General silversmithing		ALL 24
NOV 28	The instant sketchbook		ALL 13
NOV 28-30	Metallic media for textiles		BEG/INT 47
NOV 28-DEC 2	Shoe making – ballet pumps		INT 44
NOV 30	Pottery – a practical glazing day		ALL 37
DEC 1	Gold gilded glass baubles		ALL 3
DEC 2	Mosaics taster		BEG 3
DEC 2-4	Botanical painting – exotic fruits		ALL 27
DEC 2-4	Egg tempera painting		ALL 29
DEC 2-4	Black and white digital photography		BEG/INT 35
DEC 2-4	Tapestry weaving		INT/ADV 49
DEC 2-4	Animal sculptures – in miniature		ALL 38
DEC 2-5	Woodcarving – creative exploration		ALL 53
DEC 2-5	Make simple furniture		BEG 52
DEC 3	Silk painting – cards		ALL 5
DEC 4	Glass Christmas decorations		BEG 3
DEC 4-8	Grisaille figure painting in oils		BEG/INT 31
DEC 4-9	Watercolour landscapes		INT/ADV 33
DEC 5	Glass Christmas decorations		BEG 3
DEC 5-8	Calligraphy – copperplate and italic		ALL 11
DEC 6	Greenwood spoon carving – a taster		ALL 5
DEC 6	Day jewellery workshop		ALL 21
DEC 8	Woodturning – a small bowl – taster		BEG 5
DEC 8	Day silversmithing workshop		ALL 24
DEC 8-11	Landscape painting		INT/ADV 30
DEC 8-11	Machine embroidery techniques		BEG/INT 44
DEC 8-11	Hybrid printmaking		ALL 40
DEC 9	Woodturning – a small bowl – taster		BEG 5
DEC 9	Make a silver spoon		ALL 4
DEC 9-11	Oil painting		BEG 31
DEC 9-11	Woodturning – bowls with texture		BEG/INT 53
DEC 9-11	Dawn and dusk photography		INT 35
DEC 9-11	Glass engraving		BEG/INT 18
DEC 10	Make a silver spoon		ALL 4
DEC 10	Creating Christmas wreaths and garlands		BEG/INT 16
DEC 11	Silver leaf earrings or pendant		ALL 4
DEC 11-14	Acrylics for beginners		BEG 33
DEC 11-14	Inspiration for textiles		ALL 47
DEC 11-15	Printmaking		INT/ADV 41
DEC 15-18	Pottery – throwing and turning		ALL 38
DEC 16-18	Dynamic life drawing		INT/ADV 13
DEC 16-18	Colour wood engraving		ALL 41
DEC 16-18	Silk painting		ALL 47
DEC 16-18	Basic blacksmithing		BEG 23
DEC 17	Gardening – Christmas decorations		BEG/INT 16
JAN 3-6	Stitched textiles – architectural textures		ALL 47
JAN 6-8	Drawing portraits		BEG/INT 13
JAN 6-8	Viol consort music		INT/ADV 25
JAN 6-8	Bobbin lacemaking		ALL 50
JAN 6-8	Dressmaking – a panelled skirt		BEG/INT 44
JAN 6-8	Throwing and turning		BEG 38
JAN 6-9	Portrait heads in terracotta		ALL 43
JAN 8-12	Abstract painting		INT/ADV 30
JAN 8-12	Making coloured glass bowls		INT/ADV 18
JAN 8-12	Making jewellery in silver		ALL 21
JAN 9	Botanical painting taster		BEG 4
JAN 10-13	Watercolour painting – loosening up		ALL 33
JAN 12-15	Drawing form, tone and shade		ALL 13
JAN 12-15	Enamelling – face and figure		ALL 20
JAN 13-15	Writing plot		ALL 56

CHRONOLOGICAL LIST OF COURSES AND EVENTS CONTINUED

JAN 13–15	An introduction to Adobe Lightroom	BEG	36	FEB 26–MAR 2	Botanical painting – the spring garden	ALL	27
JAN 13–15	Embroidery and needlepoint	BEG/INT	45	FEB 26–MAR 2	Lettercutting in stone and slate	ALL	11
JAN 13–15	Basic woodworking skills	BEG	52	FEB 26–MAR 3	Printmaking – water in woodcut	ALL	41
JAN 13–15	Making glass beads	BEG	18	FEB 26–MAR 3	Country chairmaking	ALL	52
JAN 13–16	Basketmaking and chair seating	ALL	9	FEB 26–MAR 3	Pottery – mugs, jugs and teapots	INT/ADV	39
JAN 15–19	Blacksmithing – welding	BEG	23	FEB 27–MAR 3	Modelling from life in plaster	ALL	43
JAN 15–20	Mixed media painting – interiors	INT/ADV	28	MAR 3–5	Freedom in watercolour and ink	BEG	33
JAN 15–20	Make creatures to illustrate a tale	ALL	47	MAR 3–5	Freelance writing	BEG	56
JAN 16–19	Millinery – organdie flowers	ALL	45	MAR 3–5	Printmaking – colour collagraphs	ALL	41
JAN 16–19	Textiles – screenprinting and stitch	BEG/INT	47	MAR 3–5	Drawing scale and perspective	ALL	14
JAN 16–19	Designing a self-published book	INT	36	MAR 3–5	Image transfer painting	ALL	28
JAN 17	Day jewellery workshop	ALL	21	MAR 3–5	Woodcarving	BEG	53
JAN 19	Day silversmithing workshop	ALL	24	MAR 3–5	Photography in all weathers	BEG/INT	36
JAN 19–22	Wildlife woodcarving in relief	BEG/INT	53	MAR 3–5	Jewellery for beginners	BEG	22
JAN 19–22	Dressmaking – a shift dress	INT	45	MAR 3–6	Hand embroidery – stumpwork	ALL	45
JAN 20	Enamel silver earrings – taster	BEG	4	MAR 4	Pottery – a practical glazing day	ALL	39
JAN 20–22	Painting light and shadow	ALL	30	MAR 4	Plants, gardens and seasons – lecture	ALL	15
JAN 20–22	Drawing for beginners	BEG	14	MAR 5–7	Willow work for the garden	BEG/INT	9
JAN 20–22	Music appreciation – French composers	ALL	25	MAR 5–9	Sculpture using paper and wire	ALL	43
JAN 20–22	Creative calligraphy	ALL	11	MAR 5–9	Understanding colour in glazes	INT/ADV	39
JAN 20–22	Enamelling	BEG	20	MAR 5–10	Drawing and painting on location	INT/ADV	28
JAN 20–23	Nuno felt accessories	INT	47	MAR 5–10	Egg tempera painting	INT/ADV	30
JAN 21	Violin and piano recital	ALL	7	MAR 6–9	Twisted wire rings and bracelets	ALL	22
JAN 22–25	Quilt making with appliqué	BEG	45	MAR 6–9	Glass gilding and painting	ALL	19
JAN 22–27	Expressive screenprinting	ALL	41	MAR 7–10	Art textiles – printing and dyeing	BEG/INT	48
JAN 22–27	Creative drawing	ALL	14	MAR 9–12	Willow basketmaking	ALL	9
JAN 22–27	Silversmithing – catches for boxes	INT/ADV	24	MAR 9–12	Jewellery – fastenings and findings	INT/ADV	22
JAN 22–27	Slab built ceramics	ALL	38	MAR 10–12	Beginner's watercolour painting	BEG	34
JAN 23–26	Exploring pattern in textiles	INT	48	MAR 10–12	Stone carving in relief	ALL	42
JAN 28	Pottery – a practical glazing day	ALL	38	MAR 10–12	Expressive portrait painting	INT/ADV	30
JAN 29–31	Fabric dyeing	BEG/INT	48	MAR 10–12	Recorder consort weekend	INT	26
JAN 29–FEB 1	Animal forms in willow	BEG/INT	9	MAR 10–12	Textile techniques in metal for jewellery	BEG/INT	22
JAN 29–FEB 1	Silk shading embroidery	BEG/INT	45	MAR 10–12	Decorative ceramics	ALL	39
JAN 29–FEB 1	Tapestry weaving (two year course) Unit 2	INT	51	MAR 11	Making a low maintenance garden	ALL	17
JAN 29–FEB 2	Life drawing	INT/ADV	14	MAR 12	Planting a garden – all seasons	ALL	17
JAN 29–FEB 2	Traditional English leatherwork	BEG	45	MAR 12–15	Monoprint – the painterly print	BEG	41
JAN 29–FEB 2	Earrings – composition, collection	INT/ADV	21	MAR 12–15	Modular hand knitting	INT	51
JAN 29–FEB 3	Woodturning – a small bowl – taster	BEG	5	MAR 12–16	Painting still life – towards abstraction	INT/ADV	30
FEB 2	Abstract painting in watercolour	INT	33	MAR 12–17	Bookbinding	ALL	10
FEB 2–5	Introducing woodturning	BEG	53	MAR 13–16	Creative use of Photoshop	BEG/INT	36
FEB 2–5	Pottery – textured pots	ALL	38	MAR 13–16	Glass engraving	ALL	19
FEB 2–5	Designing your own garden	ALL	16	MAR 15–19	Furniture making – a dovetailed box	BEG/INT	52
FEB 3–5	Passenterie – drop-tassels	BEG/INT	50	MAR 16–19	Still life – ink and pastel	INT/ADV	28
FEB 3–5	Furniture painting techniques	BEG/INT	54	MAR 16–19	Gain control of your DSLR camera	BEG/INT	36
FEB 3–5	Simple photo-editing techniques	BEG	36	MAR 16–19	Fabric manipulation	ALL	45
FEB 4	Silver jewellery taster	BEG	4	MAR 16–19	Large scale sculptural ceramics	ALL	39
FEB 4	Top tips for growing fruit and vegetables	ALL	16	MAR 17–19	Life painting in watercolour	INT/ADV	34
FEB 5–8	Silk scarves – pattern	BEG/INT	48	MAR 17–19	Experimental batik on paper	BEG/INT	49
FEB 5–9	Drawing with mindfulness	ALL	14	MAR 17–20	Letter carving in wood	ALL	11
FEB 5–9	Making handmade books	ALL	10	MAR 18	Maintenance and care of the soil	BEG	17
FEB 5–9	Mokume Gane – Japanese metal working	INT/ADV	24	MAR 18	Guaranteeing stunning wildflower spaces – lecture	ALL	15
FEB 5–10	Simple automata	ALL	42	MAR 19	Gardening – the care of plants	BEG	17
FEB 6–9	Hand sewn images	INT/ADV	48	MAR 19–23	Sculpting the figure	ALL	43
FEB 6–9	Fused glass – land and sea	ALL	19	MAR 19–23	Pen, line and wash drawing	ALL	14
FEB 10	Rush basketmaking – taster	BEG	3	MAR 19–23	Picture framing	ALL	54
FEB 10–12	Portrait painting in oils	ALL	32	MAR 19–23	Woodturning	ALL	54
FEB 10–12	Multi-layer watercolour painting	ALL	33	MAR 19–24	General silversmithing	ALL	24
FEB 10–12	Greenwood spoon carving	ALL	53	MAR 19–24	Sculpting animals in clay	ALL	39
FEB 10–12	Making marbled papers	BEG/INT	10	MAR 20–23	Developing tapestry weaving	INT	51
FEB 10–12	Calligraphy – historic penwork	INT/ADV	11	MAR 23–26	A drawing workshop	BEG	14
FEB 10–12	Jewellery – chain-making	ALL	22	MAR 24–26	Painting from sketchbook studies	INT	30
FEB 10–12	VWheel thrown animals and figures	INT/ADV	38	MAR 24–26	Sussex trug making	BEG/INT	54
FEB 10–12	Blacksmithing	BEG	23	MAR 24–26	Calligraphy – italics	ALL	11
FEB 10–13	Rush weaving	ALL	9	MAR 24–26	Mosaics – material exploration	ALL	19
FEB 12–14	Swedish crochet Nålbindning	INT	50	MAR 24–27	Japanese braidmaking	ALL	51
FEB 12–16	Painting – process and imagination	INT/ADV	30	MAR 24–27	Enamelling – contemporary techniques	INT/ADV	20
FEB 12–16	Compositions in stained glass	ALL	19	MAR 24–28	Loose-leaf oil and water gilding	BEG/INT	54
FEB 13–16	Creative mosaics	BEG/INT	19	MAR 25	Preparing the vegetable garden	ALL	17
FEB 14	Day jewellery workshop	ALL	22	MAR 26–30	Botanical painting – auriculas and primulas	ALL	27
FEB 14–16	Swedish Nålbindning	BEG	50	MAR 26–30	Clock making – an introduction	BEG	23
FEB 16	Day silversmithing workshop	ALL	24	MAR 26–30	Sculpture from scrap	ALL	23
FEB 16–19	Drawing the head	ALL	14	MAR 26–30	Making mosaics	INT/ADV	19
FEB 16–19	Flame and fused glass	BEG	19	MAR 26–31	Painting – the vision of colour	INT/ADV	31
FEB 17–19	Monoprinting with three colours	ALL	41	MAR 26–31	Sculpting slate relief and round	ALL	42
FEB 17–19	Urban landscape photography	INT	36	MAR 28	Day jewellery workshop	ALL	22
FEB 17–19	Tapestry weaving	BEG	50	MAR 30	Day silversmithing workshop	ALL	24
FEB 17–19	Painting in enamel	INT	20	MAR 30	A Life of Plants – evening talk	ALL	15
FEB 17–20	Experimental textiles	ALL	48	MAR 30–APR 2	Sashiko – Japanese quilting	ALL	45
FEB 17–20	Felt making – drawing and images	ALL	48	MAR 31–APR 2	Life drawing	ALL	14
FEB 17–20	Pruning	BEG	16	MAR 31–APR 2	Classical guitar	INT	26
FEB 20–24	Paper Week		2	MAR 31–APR 2	Classical guitar	ADV	26
FEB 20–24	The dynamic sketchbook – mixed media	ALL	28	MAR 31–APR 2	Basic blacksmithing	BEG	23
FEB 20–24	Paper sculpture	ALL	43	MAR 31–APR 2	Pottery – throwing and turning	BEG	39
FEB 20–24	Experimental papermaking	INT/ADV	10	MAR 31–APR 2	Silversmithing	BEG	24
FEB 20–24	Decorative objects from paper pulp	BEG/INT	10	MAR 31–APR 2	Writing – self-publishing	ALL	56
FEB 20–24	Paper embellishment for jewellery	ALL	22	MAR 31–APR 3	Pastel drawing at night	INT/ADV	29
FEB 20–24	Experimenting with paper clay	ALL	38	MAR 31–APR 9	Violin and bow restoration (instruments)	INT/ADV	55
FEB 24–26	Self-portraits in mixed media	BEG/INT	30	MAR 31–APR 9	Violin and bow restoration (bows)	INT/ADV	55
FEB 24–26	Wood engraving	ALL	41	APR 10–19	Musical instrument making		55
FEB 24–26	An introduction to Photoshop	BEG	36	APR 10–19	Making acoustic guitars	ALL	55
FEB 24–26	Basketry – looping, netting and knotting	ALL	9	APR 10–19	Stringed and keyboard instruments	ALL	55
FEB 24–26	Silversmithing	ALL	24	APR 10–19	Renaissance and baroque viols	ALL	55
FEB 24–26	Making jewellery	BEG	22	APR 10–19	Viols, violas and cellos	INT/ADV	55
FEB 24–27	Small scale landscapes in oils	INT/ADV	32	APR 23–26	Tapestry weaving (two year course) Unit 3	INT	51
FEB 24–27	English Art Song 1600–2000	INT/ADV	26				

USEFUL INFORMATION

Course fees listed by each course are non-residential. Courses lasting more than one day start early evening. Dinner on the first evening is included along with lunch, tea and coffee throughout your stay. Students enjoy use of all the College facilities, including the Computer Suite and Library as well as access to West Dean Gardens. To book accommodation with evening meals and breakfast, please refer to the fees on page 64.

ACCOMMODATION

All guest rooms are provided with complimentary tea, coffee and toiletries as well as towels, hair dryer, clock radio, iron and ironing board. Most rooms are ensuite or with adjacent private facilities. Ten rooms are located in the Vicarage just behind the college and annexes in the grounds are used in the Easter and summer holidays.

ACCESSIBILITY

The main house is a large historic building with several changes in floor level. It has been adapted to help people with a disability attend courses. Please contact the Bookings Office to discuss access or any other concerns and indicate these on your postal booking form or in 'special requirements' if booking online. There is an ensuite guest room in the house adapted for wheelchair users which is accessible by lift. The lift also gives access to some guest rooms on the second floor which are suitable for visitors with limited mobility but not for wheelchair users.

The two first-floor Art Studios in the house are reached by a single flight of stairs or a stair-lift. The Forge, Old Dairy, Orangery, Auditorium and Sculpture Courtyard are not in the house. The Orangery Studio is situated in the gardens, 25 metres from the house; the Auditorium, Forge, Old Dairy and Sculpture Courtyard are part of The Edward James Studios approximately eight minutes' walk from the house.



The college has two mobility scooters; please book these in advance. If you are deaf or hard of hearing we can supply a Deafgarg vibrating pad to place under your pillow to alert you if the fire alarm is sounded. If you require this facility please indicate this on your postal booking form or in 'special requirements' if booking online. Pets, other than assistance dogs, cannot be accommodated at the college. Please don't leave dogs in vehicles in the college car park at any time.

DINING

The dining room is a self-service restaurant which provides an extensive range of salads, hot dishes, and a vegetarian option at every service. If you have specific dietary requirements please indicate these on your postal booking form or in 'dietary requirements' if booking online. If you would like to discuss your needs please contact the Head Chef on 01243 818268.

IMPORTANT INFORMATION

Mobile phone reception for most networks is limited both in and around the college. Free Wi-Fi is available in most public areas of the college. A payphone is situated near the reception desk in the college. Drinking water can only be taken into workshops and studios in sports-top bottles. Bottled water is available from the bar. Smoking is not permitted anywhere in West Dean College or its associated outbuildings.



MATERIALS AND EQUIPMENT

Our workshops and studios are all well-equipped with relevant tools and equipment. You will receive course details when booking which include a list of materials and equipment you need for each course.

On some courses, material costs, or part of these costs, are included in the fees. The course details also list the materials and equipment that will be stocked in our Craft Shop for your course. However, it is best to wait and discuss requirements with the tutor before purchasing specific items. Any items that you need to bring are listed separately. Please remember that on practical courses you will often need to purchase materials throughout the course to complete projects – e.g. jewellery materials and paints etc. All personal protection equipment is supplied by the college except footwear – steel toe capped safety boots are required for courses held in the Forge.

OVERSEAS STUDENTS

UK immigration rules state that if you plan to study while you are in this country you should enter the UK as a student, not as a tourist. You may apply for a Student Visitor Visa in advance, or apply for entry clearance as a Student Visitor when you arrive at a UK airport. Please check which applies before you travel. Find out more at ukba.homeoffice.gov.uk

USEFUL INFORMATION

USUAL TIMETABLE

For courses more than one day in length

Arrival Day
From 4pm
Arrival for residential students
Non-residential students to arrive by 6.45pm
6.45pm
Welcome chat

7pm
Dinner

8–9pm
First teaching session

Daily Timetable
Morning and afternoon tea/coffee breaks are taken to suit the flow of teaching.

9.15am
Morning classes

12.45pm
Lunch

2pm
Afternoon classes

5pm
Classes finish

From 6.30pm Dinner (for residential students only)

8pm
Evening working – students may have evening access to certain workshops in the absence of their tutor, but only with their tutor's permission and provided it is safe to do so.

Some courses and lectures follow different timetables. Details are sent with your booking confirmation.

Departure – last day
Morning tea/coffee break is taken to suit the flow of teaching.

9.15am
Morning classes

10am
Residential students are asked to vacate rooms

12.45pm
Lunch

3pm
Classes finish

3.30pm
Tea then departure



HOW TO MAKE YOUR BOOKING

Online at www.westdean.org.uk
Find the course that you are interested in then select 'book now'. You will need to pay the full fee when booking online.

A confirmation email will be sent asking you to download the full course details and arrival information. If you have booked accommodation, you will receive a separate email confirmation within three working days. In the event that the course is full, we will contact you within three working days to suggest alternative courses or to arrange a full refund.

Call 01243 818300

Between 7.30am and 8pm, seven days a week. The full fee is payable when booking. We will send you confirmation, course details and arrival information. If this is your first course you will receive a 10% discount.

By post, fax or email

Simply complete a booking form per person. If you need additional forms please photocopy the form or download one from our website, www.westdean.org.uk. A deposit of £125 per person, per course is payable, or the full cost of the course if £125 or less. The final payment is due six weeks before the start of the course. Full payment is therefore required if you make your booking within six weeks of the course. If paying by credit or debit card final payment will be taken six weeks before the course starts.

After booking we will send you a confirmation pack with course details, arrival information and notice of any outstanding payment. If the course is fully booked we will contact you promptly to discuss alternative courses or arrange a refund.

Post to Bookings Office, West Dean College, West Dean, Chichester, West Sussex PO18 0QZ
Fax +44 (0) 1243 818293
Email bookingsoffice@westdean.org.uk

We are always happy to help with any queries you have when making your course selection. Call us on 01243 818300.

HOW TO GET TO WEST DEAN

West Dean College is in the South East of England, on the A286, six miles north of the historic city of Chichester and 60 miles south of London.

Road: the College postcode is PO18 0QZ. There is convenient road access from London (65 miles) and from Gatwick, Southampton and Heathrow airports.

Rail: the nearest railway station is Chichester (from London Victoria) from where the college minibus collects students at certain times. It is within reach of Eurotunnel connections as well as cross channel ferries from Portsmouth, Dover and Newhaven. Further travel details will be sent with your booking confirmation letter.

EQUAL OPPORTUNITY

As part of The Edward James Foundation, West Dean College is committed to equality of opportunity for its staff and students. It values diversity and strives to create a positive and inclusive atmosphere based on respect for others in which people are actively encouraged to reach their full potential.

FOR OFFICE USE

Promotional Code: Invoice No: Room:

PLEASE RETURN TO

Bookings Office, West Dean College,
West Dean, Chichester, West Sussex PO18 0QZ

PAYMENT

Deposit required: £125 per person per course
Full payment required: if booking less than six weeks in advance of the course, or if the course is £125 or less.

CARD DETAILS

Please charge my card below with:

☐ Full fee or
☐ Deposit (then final balance six weeks before course start date)

Card number
Security code (three digit code on the reverse of the card)
Valid from Expiry date
Issue number (if applicable)
Name (as it appears on the card)

CHEQUE

Please make cheques payable to 'The Edward James Foundation Ltd'

☐ Full fee or ☐ Deposit

Signature Date

COURSE DETAILS Please refer to each course listing in brochure for fees

Courses	Course code	Course/lecture title	Dates	Cost (£)
1st course				
2nd course				
3rd course				

ACCOMMODATION Accommodation required? ☐ No ☐ Yes (please indicate your preferred room type and enter costs in the table below)

	1st course	2nd course	3rd course
Annexe room with ensuite shower (Easter and Summer Holidays only)			
Standard room with ensuite or adjacent private bathroom (*Main house/Vicarage)			
Superior room with ensuite bathroom (*Main house/Vicarage)			
*Please select one			
Main house (bath or shower or bath/shower)			
Vicarage (bath/shower)			

Is twin occupancy required? ☐ Yes ☐ No

If yes, please state the name of the person you will be sharing with

If they are attending a course, please state the code (a separate booking form must be completed if they're attending a course)

If they are attending on a resident only basis (non-student) please add £72 per night (dinner, bed and breakfast) if sharing a Standard room and £84 per night (dinner, bed and breakfast) if sharing a Superior room.

We will not disclose your details to third parties. We will use this data to carry out our obligations arising from your booking with us, to provide you with information about other courses and events or to notify you about changes to our courses.

YOUR DETAILS

Title First name
Surname ☐ Male ☐ Female
Address
Postcode Country Date of birth
Email
Telephone home Work/mobile
Nationality (Please check your VISA requirements)
Special needs/Mobility/Other - (Please provide brief details or supply a letter with your booking form)
Dietary needs
How did you hear about this course?
I'd like to receive the email newsletter ☐ Yes ☐ No
I'd like an email notification when the new brochure is online ☐ Yes ☐ No
I'd like to receive a postal copy of the new brochure ☐ Yes ☐ No
I'd like my confirmation ☐ Emailed ☐ Posted

Sub-total 1st course (incl. accommodation)

Sub-total 2nd course (incl. accommodation)

Sub-total 3rd course (incl. accommodation)

TOTAL

WEST DEAN COLLEGE TERMS AND CONDITIONS AND ACCOMMODATION FEES

WEST DEAN COLLEGE TERMS AND CONDITIONS

1 Booking a Course

1.1 Courses are open to anyone aged sixteen (16) and over:

1.2 In order to book a place on a Course you must complete the Booking Form and return it to the Booking Office with the appropriate Deposit, unless booking online.

1.3 Your place on a Course will be subject to availability and your place on any Course will not be confirmed until we send you the Course joining instructions.

1.4 If the College is unable to offer you a place on the Course of your choice, it will notify you and your name will be added to a Course waiting list. Any sums you have already paid to the College in respect of this Course will be returned to you.

2 The College's Rights and Obligations

2.1 The College reserves the right to change the venue, time, date, or Tutor of any Course where such change is necessary to facilitate the delivery or better delivery of such Course.

2.2 The College reserves the right to modify the content or method of delivery of any Course from time to time.

2.3 The College reserves the right to withdraw from any accreditation scheme at any time or to cancel any Course if in the College's opinion it is no longer viable.

2.4 The College reserves the right to give your contact details to your Course Tutors unless you contact our Bookings Office to opt out.

3 Your Rights and Obligations

3.1 You should bring your joining instructions with you to the start of the Course.

3.2 You must notify the College, in writing, if any of your registration details change including but not limited to your name, address, telephone number and/or e-mail address.

3.3 You agree to comply with all of the College's policies and procedures applicable to you and to act with courtesy, consideration and integrity at all times towards the College, its staff and other students at the College. The College reserves the right, in its absolute discretion, to terminate this agreement and to remove you from the Course and/or to exclude you from the College in circumstances where your conduct is deemed by the College to be unfit or unsuitable or damaging to the College or its reputation. If you are removed from the Course in accordance with this clause, the College will not refund any sums paid by you to the College.

3.4 The College may take and use without a credit images of you and/or your work (including any videos or photographs or sound recordings) ("Images") for any purpose in connection with promoting the College and its activities. You must notify the College in writing prior to the Course start date if you do not agree to any such Images being used.

4 Payment and Charges

4.1 You must pay the Deposit at the same time as you send the College the Booking Form. Payment of the Course Fee (less any Deposit paid) will be due six (6) weeks prior to the Course start date. If the Course Fee is less than or equal to the Deposit value stated in the Brochure, or if booking online or by telephone, you must pay the full Course Fee at the time of booking.

4.2 If you fail to pay the full Course Fee when it is due the College reserves the right to cancel your place on the Course with immediate effect and to keep any Deposit that you may have paid.

4.3 The Course Fee and Accommodation Fee are as stated in the Brochure. The Course Fee includes use of the facilities and refreshments as further described in the full course description.

4.4 You may pay (or part-pay) the Course Fee for short courses (including any accommodation charges) using gift vouchers (which are available from the College in the values of £5, £10, £25, £50 and £100).

4.5 You must pay all charges in connection with any payments made by bank transfer.

4.6 Any damage caused by you (other than fair wear and tear) to the College, its facilities, equipment or resources will be separately invoiced by the College and such amounts shall be payable by you on demand.

5 Course Transfer/Cancellation

5.1 You may transfer your booking to an alternative published course, providing there is a place available on that course, however your request must be received at least six (6) weeks prior to the Course start date for the original Course. The College will charge you an administration fee of twenty-five pounds (£25) in order to transfer courses. If the Course Fee for the alternative Course is more expensive than the original Course you must pay any additional Course Fee immediately upon making the request to transfer. The College will reimburse the difference in Course Fees to you (less the £25 admin charge) if the original Course Fee was more expensive than the Course Fee for the alternative Course.

5.2 The College reserves the right to cancel this agreement with you if it is prevented from or delayed in the carrying on of its business due to circumstances beyond its reasonable control.

5.3 The College reserves the right to cancel the Course at any time, in this event you will be notified as soon as possible.

5.4 If your booking and/or Course is cancelled by the College you can:

5.4.1 transfer to another Course (you will have to pay any additional Course Fee); or

5.4.2 receive a full Refund for any Course Fee or Deposit you have paid.

5.5 Cancellation of bookings by you.

5.5.1 If you wish to cancel your booking. You must notify the Bookings Office as soon as possible by telephone and then confirm such cancellation in writing.

6 Refund Policy

6.1 If you cancel your booking within the Cooling Off Period (as defined in clause 19.1.4), you will be entitled to a full Refund (including Refund of your Deposit), pursuant to the Consumer Protection Regulations.

6.2 Subject to clause 6.1, provided you cancel your booking no later than six (6) weeks prior to the Course start date, the College will refund all sums paid by you in respect of the booking save for the Deposit value stated in the Brochure.

6.3 The College will refund neither the Course Fee nor your Deposit if you:

6.3.1 cancelled your booking within six (6) weeks of the Course start date; or

6.3.2 fail to attend all or any part of the Course for any reason whatsoever including (without limitation) ill health.

6.4 Save as provided for in clauses 6.1 and 5.3, the College will be under no obligation to refund your Deposit.

6.5 Subject to clause 6.1, you will not be entitled to a Refund of any Course Fee (or other fees) if the College terminates this Agreement due to your breach of any of these Terms.

7 Accommodation

7.1 Accommodation for Course study is allocated on a first-come, first-served basis. If the College does not offer you your preferred choice of accommodation, then the College will use reasonable endeavours to allocate you alternative accommodation and your fees will be adjusted accordingly.

7.2 The College will use reasonable endeavours to ensure that your room is available from 4.00pm on the day you are due to arrive and you must vacate rooms by 10.00am (both times GMT) on the last day of your Course.

7.3 You must ensure that the accommodation, its furnishings and effects are kept as clean and tidy as is consistent with their proper use and in any event you shall ensure that such are in no worse a condition (fair wear and tear excepted) upon the end of your stay than they were when you originally entered such accommodation.

7.4 You will notify the College immediately of any damage to the accommodation, its furnishings or effects (whether caused by you or otherwise) on vacating your room. You are not permitted to share your room with anyone else at any time unless arranged in advance with the College and any additional fees have been paid.

8 Accessibility

8.1 The College's premises comprise a large historic building with several changes in floor level. The College has made adaptations to its premises in an attempt to enable those with disabilities to attend Courses. You must indicate any concerns you may have in relation to access (or any other concerns) on your booking form. You can give specific details on a separate, confidential, sheet of paper. You will then be contacted by a member of the College's staff who will discuss your individual requirements.

9 Materials and Equipment

9.1 Prior to the start of your Course you will be given a detailed list of materials and/or equipment which are needed for the Course. The cost of such materials and/or equipment is not always included in the Course Fee, thus you may have to pay for such materials and/or equipment in addition to the Course Fee.

10 Limitation of liability

10.1 This clause 10 sets out the entire liability of the College in respect of any breach of these Terms; and any tortious act or omission including negligence arising under or in connection with these Terms.

10.2 Notwithstanding any other provision in these Terms, neither party's liability to the other for death or personal injury resulting from its own negligence shall be limited.

10.3 The College shall not be liable to you for any of the following losses or damage (whether or not losses or damage were foreseen, direct, foreseeable, known or otherwise): loss of revenue; loss of actual or anticipated profits (including without limitation loss of profits on contracts); loss of the use of money; loss of business; loss of opportunity; loss of goodwill; loss of reputation; loss of, damage to or corruption of data; or any indirect, special or consequential loss or damage howsoever.

10.4 Subject to clauses 10.2 and 10.3 above, the total aggregate liability of the College arising out of, or in connection with these Terms whether for negligence or breach of contract or any case whatsoever shall be capped at the total amount of sums paid to the College by you.

10.5 The terms of this clause 10 shall survive the termination of these Terms.

11 Changes to Published Information

11.1 While the College has made reasonable endeavours to ensure the accuracy of the Brochure, the College reserves the right to make changes to any Courses (or other information) as may be necessary. You will be notified of any proposed changes to the Course in advance, wherever this is reasonably possible.

12 Notices

12.1 Any notice or other communication required to be given by you to the College under these Terms, shall be in writing and shall be delivered personally, or sent by pre-paid first-class post or recorded delivery or by courier; to the Group Head of Finance at the address set out on the back cover of this Brochure or as otherwise specified by the College in writing to you.

13 Waiver

13.1 A waiver of any term, provision or condition of these Terms shall be effective only if given in writing and signed by both parties and then only in the instance and for the purpose for which it is given.

13.2 No failure or delay on the part of the College in exercising any right, power or privilege under these Terms shall operate as a waiver of such right, power or privilege, nor shall any single or partial exercise of any right, power or privilege preclude any other or further exercise of it or the exercise of any other right, power or privilege.

14 Invalidity

14.1 If any provision of these Terms (or part of any provision) is found by any court or other authority of competent jurisdiction to be invalid, illegal or unenforceable, that provision or part-provision shall, to the extent required, be deemed not to form part of these Terms, and the validity and enforceability of the other provisions of these Terms shall not be affected.

14.2 If a provision of these Terms (or part of any provision) is found illegal, invalid or unenforceable, the provision shall apply with the minimum modification necessary to make it legal, valid and enforceable.

15 Entire Agreement

15.1 These Terms and its Schedule constitute the entire agreement and understanding between the parties and supersedes any previous agreement between the parties relating to the subject matter of this Agreement.

15.2 You acknowledge and agree that in accepting these Terms you do not rely on, and shall have no remedy in respect of, any statement, representation, warranty, or understanding (whether negligently or innocently made) of any person (whether party to these Terms or not) other than as expressly set out in these Terms. Nothing in this clause shall operate to limit or exclude any liability for fraud.

15.3 Unless otherwise expressly provided elsewhere in these Terms, the Agreement may be varied only by a document signed by both parties.

16 Exclusion of third party rights

16.1 The Contracts (Rights of Third Parties) Act 1999 shall not apply to these Terms and no person other than the parties to the Agreement shall have any rights under it, nor shall it be enforceable under that Act by any person other than the parties to it.

17 Governing law and jurisdiction

17.1 These Terms, and any dispute, controversy, proceedings or claim of whatever nature arising out of or in any way relating to them or their formation, shall be governed by and construed in accordance with the laws of England and the parties submit to the exclusive jurisdiction of the English Courts.

18 Enquiries and other important information

18.1 The following are not permitted on the College's premises (or in the courtyard eating area):

18.1.1 Smoking; or

18.1.2 pets, other than assistance dogs (and such must not be left in vehicles in the College's car park at any time).

18.2 The College will endeavour to cater for special diets required for medical reasons. You must provide details on your booking form if you have any special dietary requirements. If you wish to discuss your requirements in detail, contact the Head Chef on telephone number 01243 818268.

18.3 A copy of our current Student Complaints and Appeals Policy is available on our website or on request from the College.

19 Definitions

19.1 In these Terms the following words shall have the following meanings:

19.1.1 "Brochure" means the current Course brochure in which the Course was advertised;

19.1.2 "Booking Form" means the form contained within the Brochure;

19.1.3 "College" means West Dean College, part of The Edward James Foundation Ltd (charity number 1126084, company number 6689362);

19.1.4 "Cooling Off Period" means the period after your booking is confirmed by the College and ending upon the expiry of the following fourteen (14) day period;

19.1.5 "Consumer Protection Regulations" means the Consumer Contracts (Information, Cancellation and Additional Charges) Regulations 2013;

19.1.6 "Course" means the course of study run by the College;

19.1.7 "Course Fee" means all the fees to be paid by you or on your behalf to the College under these Terms, as stipulated in the Brochure;

19.1.8 "Deposit" means the deposit to be paid to the College to reserve your place on the Course (as set out in the Brochure);

19.1.9 "Refund" means a refund of the Course Fee following cancellation under clause 5 of these Terms such refund to be made within fourteen (14) days beginning with the date on which notice of cancellation was sent;

19.1.10 "Terms" means these standard terms and conditions.

ACCOMMODATION FEES WINTER 2016/17		ANNEXE ROOMS		STANDARD ROOMS		SUPERIOR ROOMS	
Price per person. Accommodation includes dinner and breakfast (See course entries for course fees.)		with ensuite shower (Easter and Summer Holidays only)		with private bath/shower, ensuite or adjacent (Main House/Vicarage)		with ensuite bath/shower (Main House/Vicarage)	
		Single occupancy		Single occupancy	Twin occupancy	Single occupancy	Twin occupancy
WE	Weekend (Fri eve to Sun pm)	£122		£162	£112	£202	£132
2D	2 day course	£122		£162	£112	£202	£132
LW	Long weekend (Thu/Fri eve to Sun/Mon pm)	£187		£247	£172	£307	£202
3D	3 day course	£187		£247	£172	£307	£202
4D	4 day course	£252		£332	£232	£412	£272
5D	5 day course	£317		£417	£292	£517	£342
7D	7 day course	£447		£587	£412	£727	£482
MI	9 days Musical Instrument Making	*£513		*£693	*£468	*£873	*£558
VM	9 days British Violin Making Association	*£513		*£693	*£468	*£873	*£558

*The course fees shown against the course entries for MI and VM include all dinners as evening sessions are planned – the room rates have therefore been reduced accordingly.

RESIDENT ONLY NON-STUDENTS

A rate of £72 per night dinner, bed and breakfast is payable by a guest sharing a Standard room with a paying student and £84 per night dinner, bed and breakfast if sharing a Superior room with a paying student. Lunch, if required, can be booked in advance or at Reception on arrival.

COURSE DEPOSITS (POSTAL BOOKINGS ONLY)

Per person per course: More than six weeks prior to the course, a deposit of £125 secures a place (or the full course fee if £125 or less). Any balance is payable six weeks prior to the start of the course.

OCTOBER 2016 – MARCH 2017

WEST DEAN
COLLEGE



VISUAL ARTS AND CRAFTS THEMED WEEKS AND TASTER COURSES



THEMED WEEKS

Delve deeper across the arts on one of our exciting themed weeks. Working with inspiring themes, we have grouped courses together for you to explore. In this programme take inspiration from the following subjects – Drawing and Paper. Each tutor brings new ideas and perspectives and evening talks will feature.



Jilly Morris

DRAWING WEEK

Explore working in three-dimensions, mark-making, monoprints, drawing with five approaches, textiles or wire.

Mark-making and textural play NEW

Please see page 12 for further information.

JILLY MORRIS abstract textural artist

October 2–7 Five Days £533
Suitable for all 5D6485

Drawing with wire NEW

Please see page 12 for further information.

CATHY MILES wire, sculpture, drawing

October 2–7 Five Days £546
Suitable for all 5D6486

Experimental drawing with monoprint NEW

Please see page 40 for further information.

CAROLINE WENDLING multidisciplinary artist and print specialist

October 2–7 Five Days £571
Suitable for all 5D6487

Sampled and remixed – adventurous drawing for textiles NEW

Please see page 45 for further information.

MATTHEW HARRIS textile artist

October 2–7 Five Days £536
Advanced 5D6488

Exploring drawing with five tutors

Please see page 12 for further information.

JOHN T FREEMAN
ROSIE MACCURREN
CHRISTOPHER GILVAN-CARTWRIGHT
GEORGE CHARMAN
FREYA POCKLINGTON

October 2–7 Five Days £572
Intermediate/Advanced 5D6489

PAPER WEEK

Investigate this versatile material in two- and three- dimensions and various scales. There will be an optional visit to Khadi Papers.

The dynamic sketchbook – mixed media interventions NEW

Please see page 28 for further information.

KATIE SOLLOHUB painting, drawing, teaching

February 20–24 Four Days £426
Suitable for all 4D6751

Cut, fold, construct – paper sculpture

Please see page 43 for further information.

Tutor to be confirmed

February 20–24 Four Days £461
Suitable for all 4D6752

Experimental papermaking – material journeys

Please see page 10 for further information.

JANE PONSFORD artist and papermaker

February 20–24 Four Days £438
Intermediate/Advanced 4D6753

Making decorative objects from

paper pulp NEW

Please see page 10 for further information.

DEBBIE WIJSKAMP Dutch artist-designer

February 20–24 Four Days £461
Beginners/Intermediate 4D6754

Paper embellishment for jewellery and creative uses

Please see page 22 for further information.

HELYNE JENNINGS textile and paper artist

February 20–24 Four Days £441
Suitable for all 4D6755

Experimenting with paper clay

Please see page 38 for further information.

CLAIRE IRELAND ceramic sculptor

February 20–24 Four Days £486
Suitable for all 4D6756



Helyne Jennings

TASTER COURSES

Learn a new skill on a one day course. Choose from a variety of art and craft subjects, perfect for both beginners and more experienced artists and craftspeople looking to try something different. What could be better than the prospect of a day spent absorbed in creativity?

One day courses (1D) start at 9.15am and finish at 5pm. Further one day courses can be found in the Gardening Section.



BASKETMAKING AND WILLOW WORK

Festive willow decorations

Weave Christmas decorations to treasure in willow. Learn how to make fish, trees and stars which will last from year to year.

DOMINIC PARRETTE basketmaker and coppice craftsman

November 26 One Day £121
Beginners 1D6604

Rush basketmaking NEW

Glimpse the beauty, flexibility and possibilities of working with English rush as you make two small items, a table mat and small basket.

FELICITY IRONS rush weaver, rush merchant

February 10 One Day £121
Beginners 1D6725

BOOKS

Bookbinding – create a unique journal NEW

Create a one of a kind book while you learn key bookbinding techniques. You will make a multi-section binding with a playful combination of different papers, page sizes, pockets and envelopes for inclusions, and even simple pop-ups and fold outs.

TRACEY BUSH paper and book artist

November 27 One Day £117
Beginners 1D6605

GLASS AND MOSAICS

Mosaics

Learn how to cut and shape ceramic and vitreous glass tiles to make a small mosaic picture.

MARTIN CHEEK mosaic maestro, author

October 24 One Day £131
Beginners 1D6529

Glass beadmaking NEW

Make glass drops and beads and create unique jewellery. You will learn the basics of this absorbing craft melting glass in a torch flame to produce decorated beads.

BARBARA MASON beadmaker for 18 years

November 14 One Day £141
Beginners 1D6581

Gold gilded glass baubles

Experience historic gilding techniques as you use pure gold leaf to decorate luscious glass baubles for Christmas, each one unique to you.

JUDY WETHERALL award-winning decorative art conservator

December 1 One Day £139
Suitable for all 1D6613

Mosaics NEW

Learn the basic techniques of making a mosaic from the design stage to adhering materials onto a base.

VANESSA BENSON mosaic artist

December 2 One Day £123
Beginners 1D6614

Make coloured glass Christmas decorations

Make a set of three Christmas decorations – an angel, a bell and a tree, as you learn how to cut and prepare glass, copperfoiling, soldering and finishing.

CAROLE GRAY stained glass artist

December 4 One Day £141
Beginners 1D6623

Make coloured glass Christmas decorations

Please see 1D6623 above for further information.

CAROLE GRAY stained glass artist

December 5 One Day £141
Beginners 1D6626





JEWELLERY AND ENAMELLING

Silver leaf earrings or pendant

Make either a stylish pair of leaf earrings or a pendant by piercing, forming and texturing the metal with reticulation.

ABIGAIL BROWN award-winning artist silversmith

December 11 One Day £126
Suitable for all ID6644

Enamel silver earrings

Learn basic enamelling techniques and make a pair of simple drop earrings.

SHEILA R MCDONALD artist, enameller, jeweller

January 20 One Day £128
Beginners ID6688

Silver jewellery

Discover basic jewellery making techniques as you make and decorate a simple silver ring.

SARAH MACRAE studio jeweller, teacher

February 4 One Day £131
Beginners ID6716



METALWORKING

Blacksmithing

Learn to forge hot metal using fire, hammer and hand. You bend, twist, shape and punch to make both practical pieces and sculpture.

JAMES PRICE contemporary blacksmith and designer

October 29 One Day £132
Beginners ID6561

Blacksmithing

Please see ID6561 above for further information.

JAMES PRICE contemporary blacksmith and designer

October 30 One Day £132
Beginners ID6564

Make a silver spoon

Experience hand forging sterling silver using hammers to make a silver spoon as a special gift or a family heirloom.

ABIGAIL BROWN award-winning artist silversmith

December 9 One Day £141
Suitable for all ID6637

Make a silver spoon

Please see ID6637 above for further information.

ABIGAIL BROWN award-winning artist silversmith

December 10 One Day £141
Suitable for all ID6642

PAINTING

Botanical painting for beginners

Discover botanical painting techniques for drawing and painting plants from West Dean Gardens.

MARIELLA BALDWIN published botanical artist

October 31 One Day £128
Beginners ID6546

Introduction to watercolour painting NEW

Discover the creative possibilities of watercolour; learn how to build colour, form and light; be inspired by exquisite autumnal subjects and paint from direct observation.

SUZANNE BALCHIN Camberwell College, fine watercolourist

November 14 One Day £115
Beginners ID6578

Botanical painting

Learn how to depict striking flowers in a botanical style as you are shown wet-in-wet techniques, using plants from West Dean Gardens.

SANDRINE MAUGY botanical artist and writer

January 9 One Day £127
Beginners ID6667



PRINTMAKING

Monoprint NEW

An introduction to the exciting and expressive qualities of monoprint. Learn techniques of mark-making, inking and printing with a press.

CAROLINE WENDLING multidisciplinary artist and print specialist

October 8 One Day £123
Beginners ID6497

Lino printmaking

Create a variety of exciting and unique artworks, cut designs into printing blocks, overlay images and use printing inks and stencils.

DALE DEVEREUX BARKER Slade trained, linocut specialist

November 4 One Day £120
Beginners ID6555

SCULPTURE

Sculpting faces in clay NEW

Working from a model learn how to capture facial expressions in clay onto a flat board.

IAN EDWARDS inspirational figurative sculptor

November 14 One Day £134
Suitable for all ID6579

TEXTILES

Hand sewn angels in fabric NEW

Make individually designed, hand sewn, hanging angels from a selection of colour and fabric choices, to use as tree decorations or attach to Christmas cards.

JANET BOLTON textile artist

November 14 One Day £113
Beginners ID6580

Make a festive fabric wreath and fruit NEW

Working with a mix of Liberty print fabrics decorate a willow wreath and sew a partridge, pears or apples to embellish or keep as separate festive gifts.

SANDRINE MAUGY botanical artist, writer, maker

November 15 One Day £146
Beginners ID6583

Silk painting – seasonal and festive cards NEW

Explore silk painting techniques to create exciting effects in vibrant colours to make a range of personalised seasonal greeting cards.

HILARY SIMON textile artist, costume designer

December 3 One Day £135
Suitable for all ID6622

“An excellent taster which made me appreciate the skill involved. It was taught with enthusiasm and I made something to take home which gave me a huge sense of achievement.”

Rachel Studholme,
Blacksmithing



WOODWORKING

Carve an English rose NEW

Learn the basic techniques and processes of woodcarving as you create the illusion of rose petals in limewood and get to grips with the carver's tools.

ALEX JONES fine woodcarver, sculptor

November 1 One Day £117
Beginners ID6549

Greenwood spoon carving

Carve a wooden spoon from the branch of a tree. Each step is demonstrated from cleaving of greenwood to final finishing.

NIC WEBB artist-maker: wood and clay

December 6 One Day £126
Suitable for all ID6628

Woodturning – make a small bowl

Create a small bowl as you try your hand at woodturning.

COLIN SIMPSON registered professional woodturner

December 8 One Day £131
Beginners ID6630

Woodturning – make a small bowl

Please see ID6630 above for further information.

COLIN SIMPSON registered professional woodturner

December 9 One Day £131
Beginners ID6635

Woodturning – make a small bowl

Create a small bowl as you try your hand at woodturning and make objects from ash or sycamore.

DAVE REGESTER professional woodturner

February 2 One Day £131
Beginners ID6707

VISIT US – TALKS, CONCERTS AND EVENTS



Escape the everyday and dive into a wealth of creative and cultural events with performances, musical concerts, gardening talks and more.

VISIT THE GARDENS

West Dean Gardens is one of the greatest restored gardens open to the public in England. The 300ft Edwardian Pergola, Walled Gardens, Victorian Glasshouses, Spring Garden and Arboretum are yours to explore throughout the seasons.

Garden events include Chilli Fiesta (5-7 August 2016) the UK's largest chilli festival and Apple Affair (1-2 October 2016) as well as Easter, Halloween and Christmas family events.

Visit www.westdeangardens.org.uk

GARDEN LECTURES 2017

The Auditorium,
The Edward James Studios

Plants, gardens and seasons NEW

Please see page 15 for further information

NOEL KINGSBURY innovator, garden
writer and lecturer

Saturday 4 March, 9.30am–3.00pm
GL6780 £73

**Guaranteeing stunning wildflower
spaces – a practical insight NEW**

Please see page 15 for further information

JAMES HEWETSON-BROWN founder of
Wildflower Turf®

ANN-MARIE POWELL award-winning
garden designer, presenter, writer

Saturday 18 March, 9.30am–3.00pm
GL6813 £73


GARDEN TALK 2017

The Old Library, West Dean College
A Life of Plants NEW

Please see page 15 for further information

ROY LANCASTER leading UK
horticulturalist

Thursday, 30 March, 7–8.30pm
GT6839 £30 (includes a glass of wine on
arrival 6.30–7pm)



Roy Lancaster

BECOME A FRIEND OF WEST DEAN COLLEGE



Join our creative community
and support the artists and
conservators of the future.

Our Friends are passionate about the
creative arts and conservation. As a
College Friend you will join our vibrant
community and be able to visit this
wonderful place of inspiration, peace and
creative energy whenever you choose.

In addition, you will enjoy exclusive
member benefits.

- A bespoke programme of Friend events
- Complimentary year round entry to the
Gardens and our public events
- Annual magazine 'Discover more' and
regular eNewsletters
- Use of our Craft Shop, College bar and
Dining Room

West Dean College is part of The Edward
James Foundation, a charity established to
nurture creative talent through the
teaching of arts, conservation and craft
heritage skills. When you become a
Friend you support the development of
this world-class education establishment
enjoyed by you and thousands of other
people each year.

**To find out more, please visit
www.westdean.org.uk/friends
or call us on 01243 818256
and begin your journey of
creative discovery today!**

The Chilingirian Quartet



CONCERTS 2016/17

The Old Library, West Dean College
The Chilingirian Quartet in Concert

Haydn Op 54 No 2, Bartok No 3,
Beethoven Op 18 No 1
Tuesday 19 July, 8pm QT6435 £15

**Public Masterclass with
The Chilingirian Quartet**

Wednesday 20 July, 2pm QT6436
£8 including interval tea

The Chilingirian Quartet in Concert
Beethoven Op 18 No 5, Edgar Bainton
Quartet, Mozart K464

Thursday 21 July, 8pm QT6437 £15

Students' 'Showcase' Concert

Friday 22 July, 8pm QT6438 £6

Students' Informal Concert

Saturday 23 July, 2pm QT6439 £6

**International Guitar Festival
Open Day, Masterclasses and
Concerts**

The Old Library, West Dean College.
The Auditorium, The Edward James Studios
and St Andrew's Church, West Dean.
Sponsored by the Ramirez Guitars, Classical
Guitar Centre Birmingham, Classical Guitar
Magazine and the D'Addario Foundation.

Concert by Benjamin Verdery

Saturday 20 August, 8pm GC6337 £15



Irina Kulikova

Guitar Open Day

Including exhibitions of music and
instruments, a guitar makers' showcase,
masterclass with Benjamin Verdery and recital
by Sean Shibe.

Sunday 21 August, 11.30am–7pm
GC6340 £12

Recital by Sean Shibe

Sunday 21 August, 6pm GC6341 £5

Concert by Berta Rojas

Monday 22 August, 8pm GC6344 £12

Concert by Irina Kulikova

Tuesday 23 August, 8pm GC6345 £12

**Concert by the Aquarelle
Guitar Quartet**

Wednesday 24 August, 8pm GC6346 £12

**Recitals of Music for Violin
and Piano**

The Old Library, West Dean College

**Recital with Roy Stratford (piano)
and Oliver Nelson (violin)**

A journey through Beethoven's piano sonatas
Saturday 24 September, 8pm EC6418 £10

"Pleasure in sound" a journey through
the distinctive and sensual music of
French composers

Saturday 21 January, 8pm EC6695 £10

James Hewetson-Brown

